

# CS 59

CS 59



**REYNAERS**  
aluminium

**Edition** 08/2010 (based on 089.C11F.00)





### CS 59 (ramen)

- 1 Vaste elementen
- 2 Opende elementen
- 3 Samengestelde elementen
- 4 Koppelingen binnen het systeem

### CS 59 (deuren)

- 5 Naar binnen draaiend
- 6 Naar buiten draaiend

### CS 59 Hidden Vent (CS 59-HV)

### CS 59 Softline (CS 59-So)

### CS 59 Renaissance (CS 59-Re)

### CS 59 Front (CS 59-Fr)

### CS 59 Automatic Sliding Door (CS 59-AD)

### CS 59 Swing Door (CS 59-SD)

### CS 59 Clampable Door (CS 59-CD)

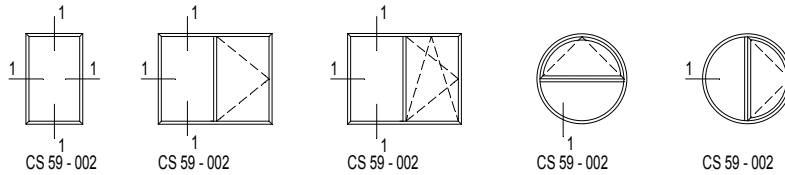
### Koppelingen met andere systemen

## CS 59 (Ramen)

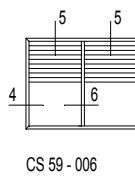
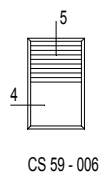
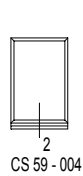


### 1 Vaste elementen

#### Buitenkaders

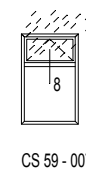
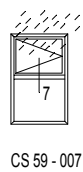


#### Vensterbanken

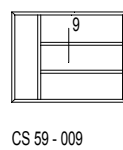


#### Rolluikgeleider

#### Leklijs

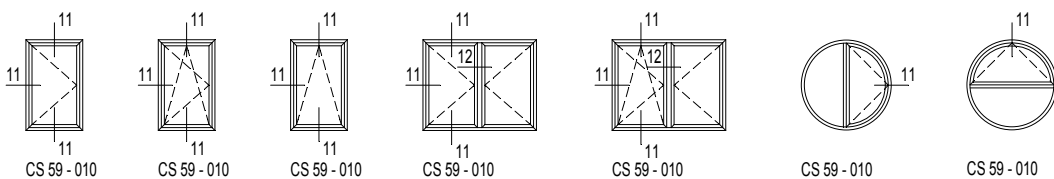


#### Verdeling in vast raam

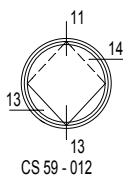
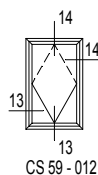


### 2 Opengaande elementen

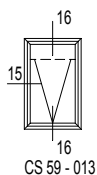
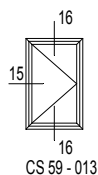
#### Naar binnen opengaande ramen



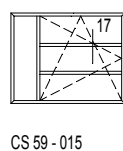
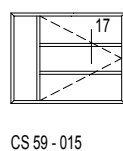
#### Tuimelraam



#### Naar buiten opengaande ramen



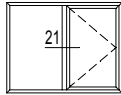
#### Verdeling in vleugel



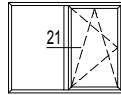


### 3 Samengestelde elementen

#### T-Profiel

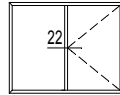


CS 59 - 016

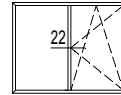


CS 59 - 016

#### T-Profiel versterkt

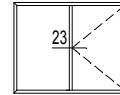


CS 59 - 018

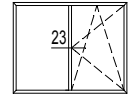


CS 59 - 018

#### Verstevigingsprofiel

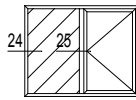


CS 59 - 020  
CS 59 - 021



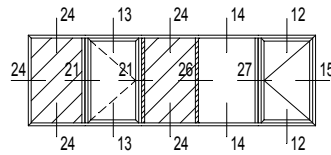
CS 59 - 020  
CS 59 - 021

#### Buitenkaders / T-profiel

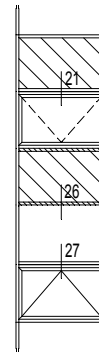


CS 59 - 024

#### Wisselprofiel buitenbeglazing



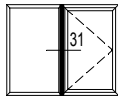
CS 59 - 026



CS 59 - 026

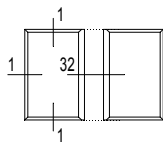
### 4 Koppelingen binnen het systeem

#### In hetzelfde vlak

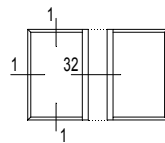


CS 59 - 027

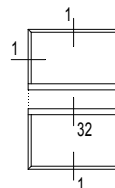
#### Dilatatie



CS 59 - 028

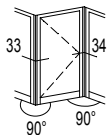


CS 59 - 028

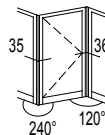


CS 59 - 028

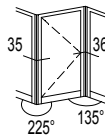
#### Hoekprofielen



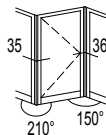
CS 59 - 029  
CS 59 - 030



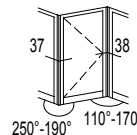
CS 59 - 031



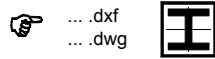
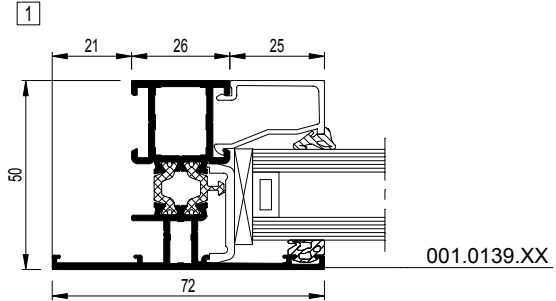
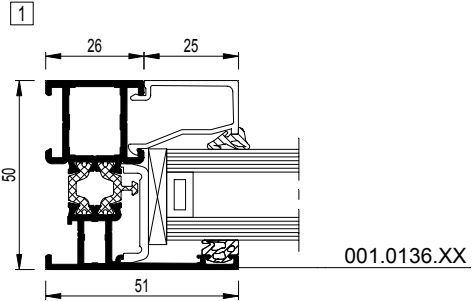
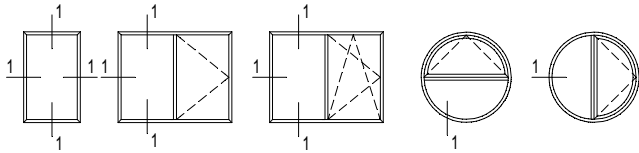
CS 59 - 031



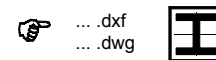
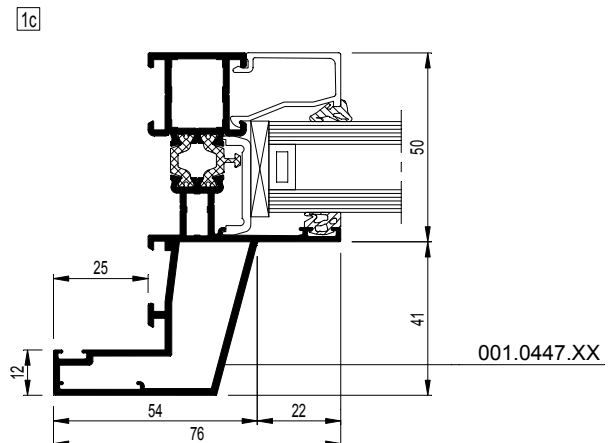
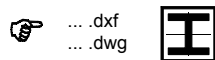
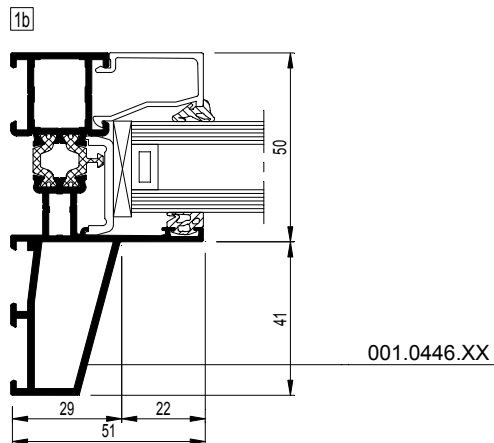
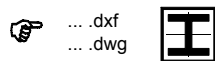
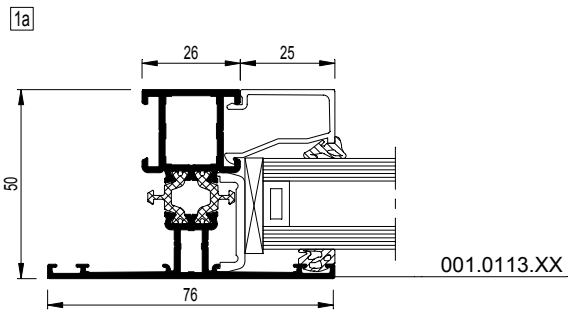
CS 59 - 031

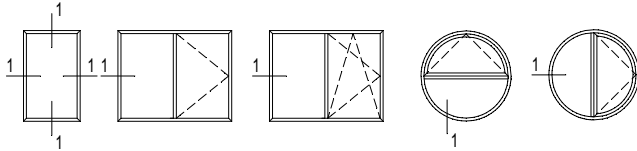


CS 59 - 032

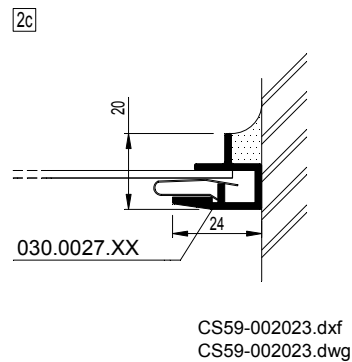
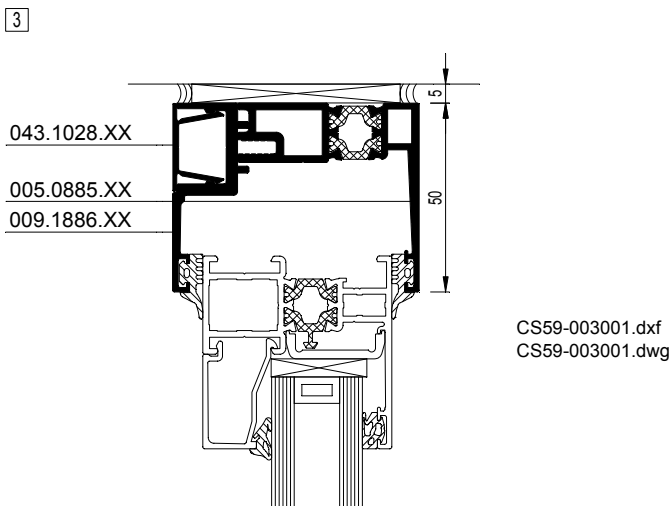
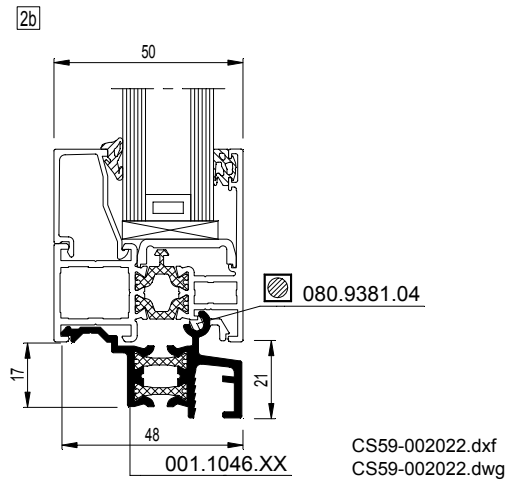
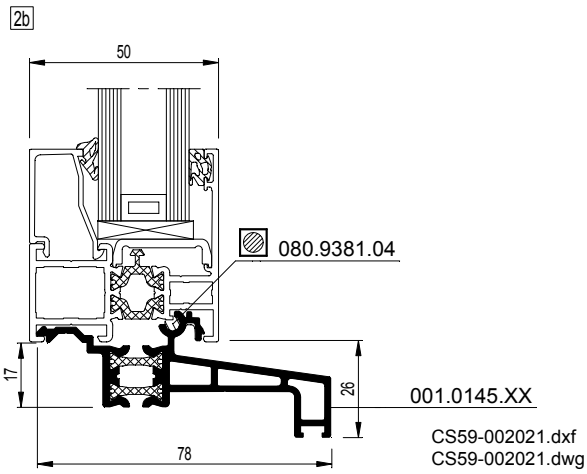
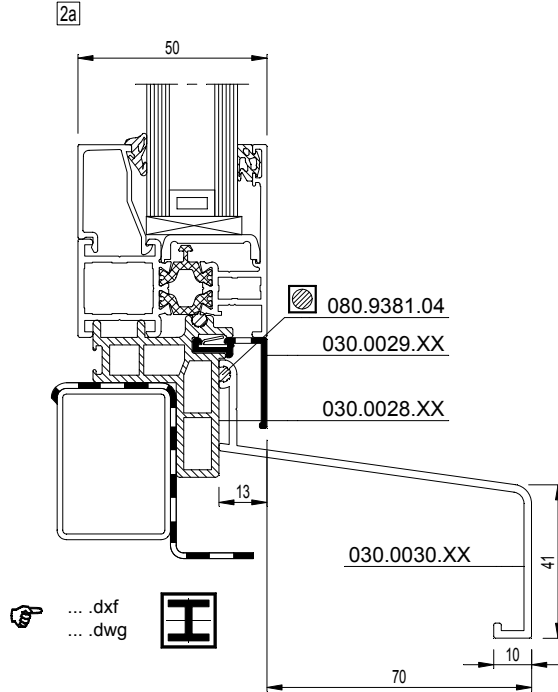
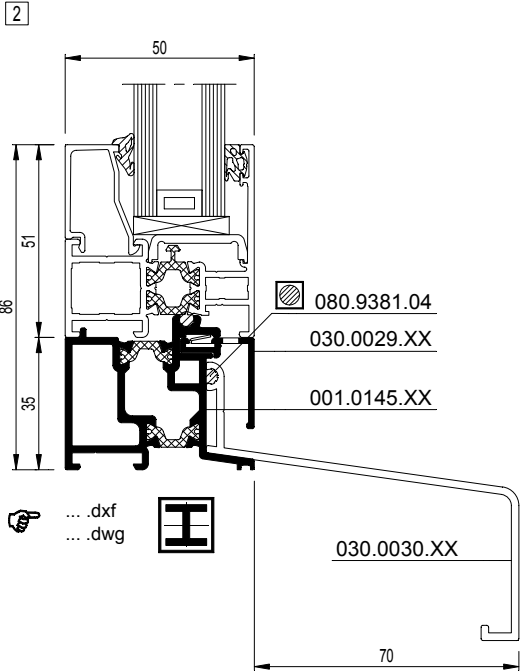
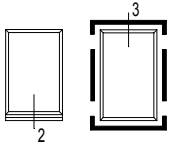


CS59-001005.dxf  
 CS59-001005.dwg

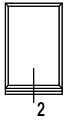




<p><b>001.0136.XX</b></p> <p><math>I_x = 8.399 \text{ cm}^4</math></p> <p>1 CS59-001001.dxf CS59-001001.dwg</p>	<p><b>001.0183.XX</b></p> <p><math>I_x = 10.962 \text{ cm}^4</math></p> <p>1 CS59-001002.dxf CS59-001002.dwg</p>	<p><b>001.0125.XX</b></p> <p><math>I_x = 13.179 \text{ cm}^4</math></p> <p>1 CS59-001003.dxf CS59-001003.dwg</p>	<p><b>001.0140.XX</b></p> <p><math>I_x = 15.397 \text{ cm}^4</math></p> <p>1 CS59-001004.dxf CS59-001004.dwg</p>
<p><b>001.0139.XX</b></p> <p><math>I_x = 9.697 \text{ cm}^4</math></p> <p>1 CS59-001005.dxf CS59-001005.dwg</p>	<p><b>001.0141.XX</b></p> <p><math>I_x = 10.398 \text{ cm}^4</math></p> <p>1 CS59-001006.dxf CS59-001006.dwg</p>	<p><b>001.0197.XX</b></p> <p><math>I_x = 12.100 \text{ cm}^4</math></p> <p>1 CS59-001007.dxf CS59-001007.dwg</p>	
<p><b>001.0113.XX</b></p> <p><math>I_x = 9.831 \text{ cm}^4</math></p> <p>1a CS59-001008.dxf CS59-001008.dwg</p>	<p><b>001.0120.XX</b></p> <p><math>I_x = 12.492 \text{ cm}^4</math></p> <p>1a CS59-001009.dxf CS59-001009.dwg</p>	<p><b>001.0114.XX</b></p> <p><math>I_x = 14.755 \text{ cm}^4</math></p> <p>1a CS59-001010.dxf CS59-001010.dwg</p>	<p><b>001.0123.XX</b></p> <p><math>I_x = 17.007 \text{ cm}^4</math></p> <p>1a CS59-001011.dxf CS59-001011.dwg</p>
<p><b>001.0446.XX</b></p> <p><math>I_x = 24.689 \text{ cm}^4</math></p> <p>1b CS59-001012.dxf CS59-001012.dwg</p>	<p><b>001.0448.XX</b></p> <p><math>I_x = 61.751 \text{ cm}^4</math></p> <p>1b CS59-001013.dxf CS59-001013.dwg</p>	<p><b>001.0447.XX</b></p> <p><math>I_x = 39.333 \text{ cm}^4</math></p> <p>1c CS59-001014.dxf CS59-001014.dwg</p>	<p><b>001.0449.XX</b></p> <p><math>I_x = 79.464 \text{ cm}^4</math></p> <p>1c CS59-001015.dxf CS59-001015.dwg</p>

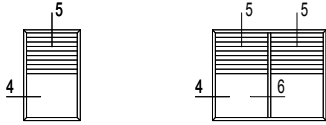




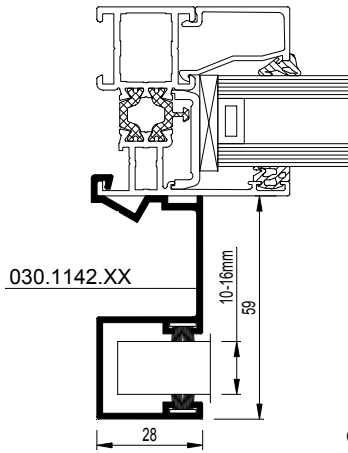


	2	CS59-002009.dxf CS59-002009.dwg	2a	CS59-002019.dxf CS59-002019.dwg
030.0038.XX				
	2	CS59-002008.dxf CS59-002008.dwg	2a	CS59-002018.dxf CS59-002018.dwg
030.0037.XX				
	2	CS59-002007.dxf CS59-002007.dwg	2a	CS59-002017.dxf CS59-002017.dwg
030.0036.XX				
	2	CS59-002006.dxf CS59-002006.dwg	2a	CS59-002016.dxf CS59-002016.dwg
030.0035.XX				
	2	CS59-002005.dxf CS59-002005.dwg	2a	CS59-002015.dxf CS59-002015.dwg
030.0034.XX				
	2	CS59-002004.dxf CS59-002004.dwg	2a	CS59-002014.dxf CS59-002014.dwg
030.0033.XX				
	2	CS59-002003.dxf CS59-002003.dwg	2a	CS59-002013.dxf CS59-002013.dwg
030.0032.XX				
	2	CS59-002002.dxf CS59-002002.dwg	2a	CS59-002012.dxf CS59-002012.dwg
030.0031.XX				
	2	CS59-002001.dxf CS59-002001.dwg	2a	CS59-002011.dxf CS59-002011.dwg
030.0030.XX				

CS59-3d0001.dxf  
CS59-3d0001.dwg

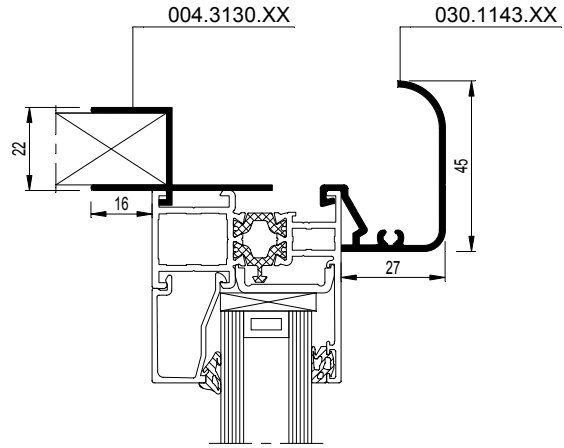


4



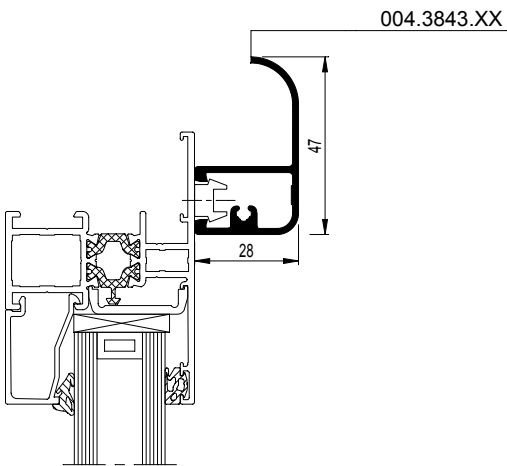
CS59-004001.dxf  
 CS59-004001.dwg

5



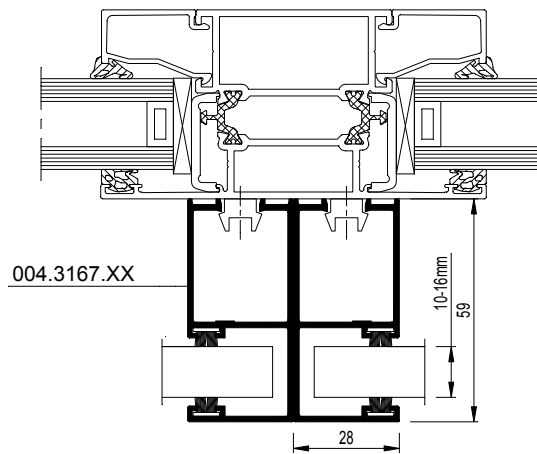
CS59-005001.dxf  
 CS59-005001.dwg

5

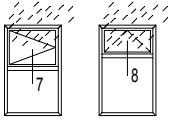


CS59-005002.dxf  
 CS59-005002.dwg

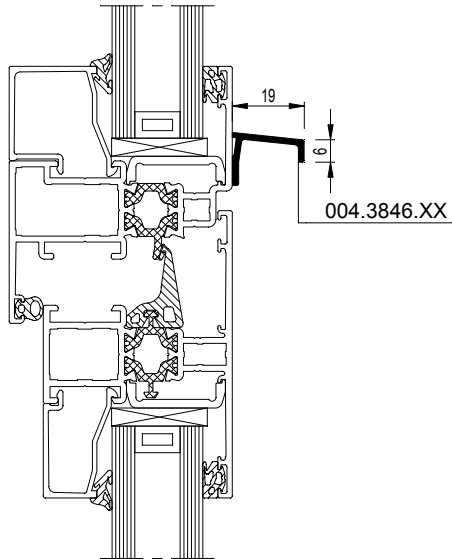
6



CS59-006001.dxf  
 CS59-006001.dwg

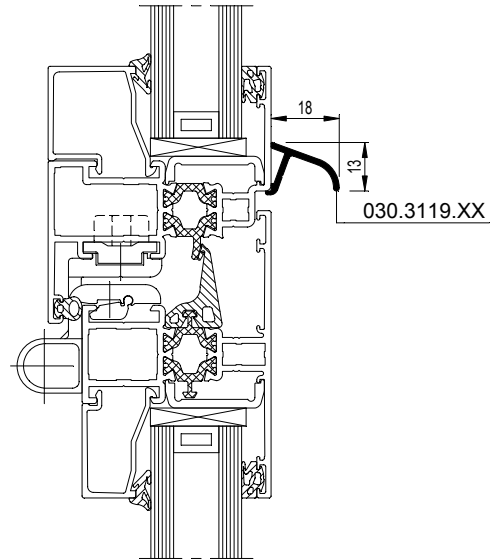


7




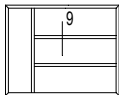
CS59-007001.dxf  
CS59-007001.dwg

8

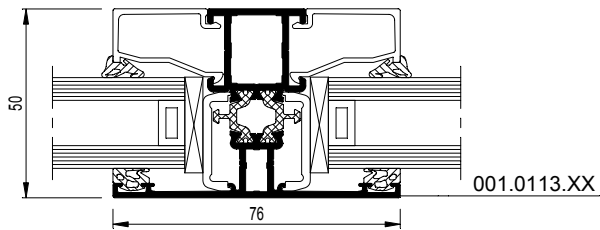


CS59-008001.dxf  
CS59-008001.dwg





9

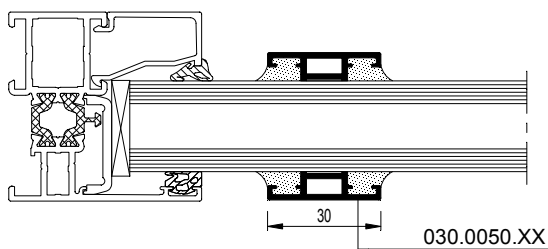


CS59-009003.dxf  
 CS59-009003.dwg

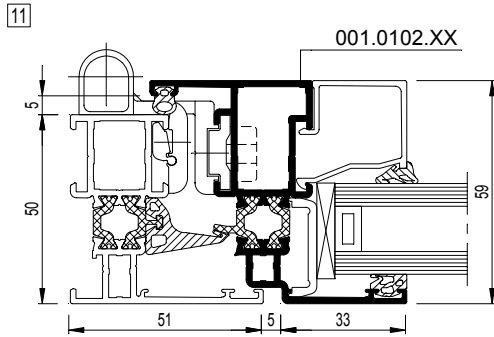
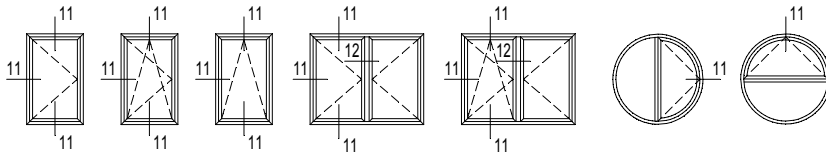


Zie ook T-profielen op blz. 16-17  
 Voir aussi traverses page 16-17  
 See also transom-mullions on pages 16-17  
 Siehe auch Sprossen Seite 16-17

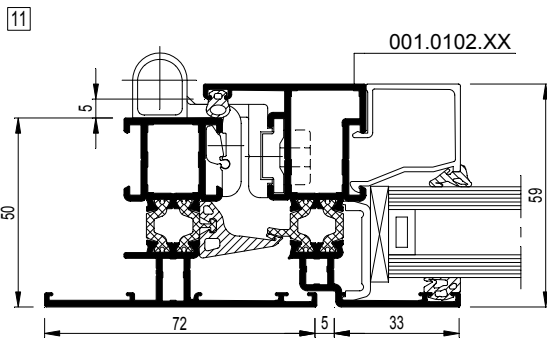
9



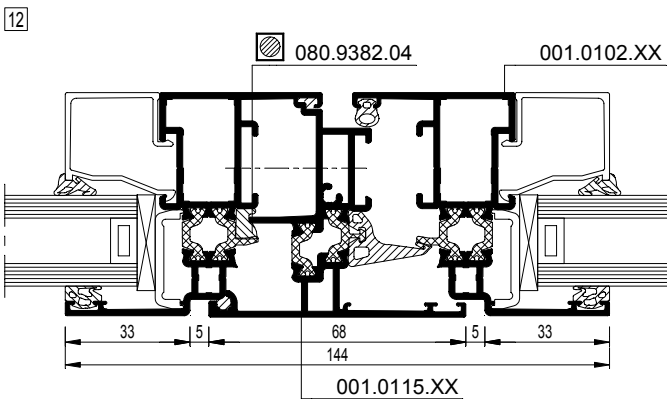
CS59-009002.dxf  
 CS59-009002.dwg



... .dxf  
 ... .dwg

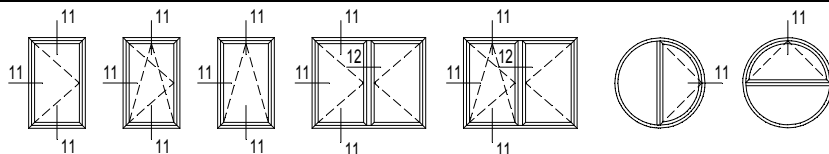


CS59-011005.dxf  
 CS59-011005.dwg



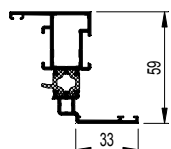
... .dxf  
 ... .dwg





## 001.0102.XX

lx = 13.064 cm<sup>4</sup>

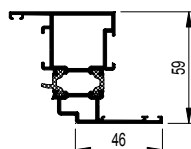


11 CS59-011001.dxf  
 CS59-011001.dwg

12 CS59-012001.dxf  
 CS59-012001.dwg

## 001.0192.XX

lx = 17.454 cm<sup>4</sup>

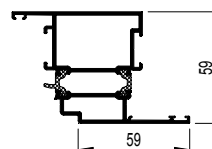


11 CS59-011002.dxf  
 CS59-011002.dwg

12 CS59-012002.dxf  
 CS59-012002.dwg

## 001.0112.XX

lx = 20.677 cm<sup>4</sup>

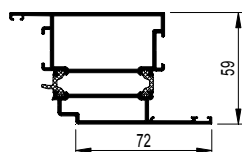


11 CS59-011003.dxf  
 CS59-011003.dwg

12 CS59-012003.dxf  
 CS59-012003.dwg

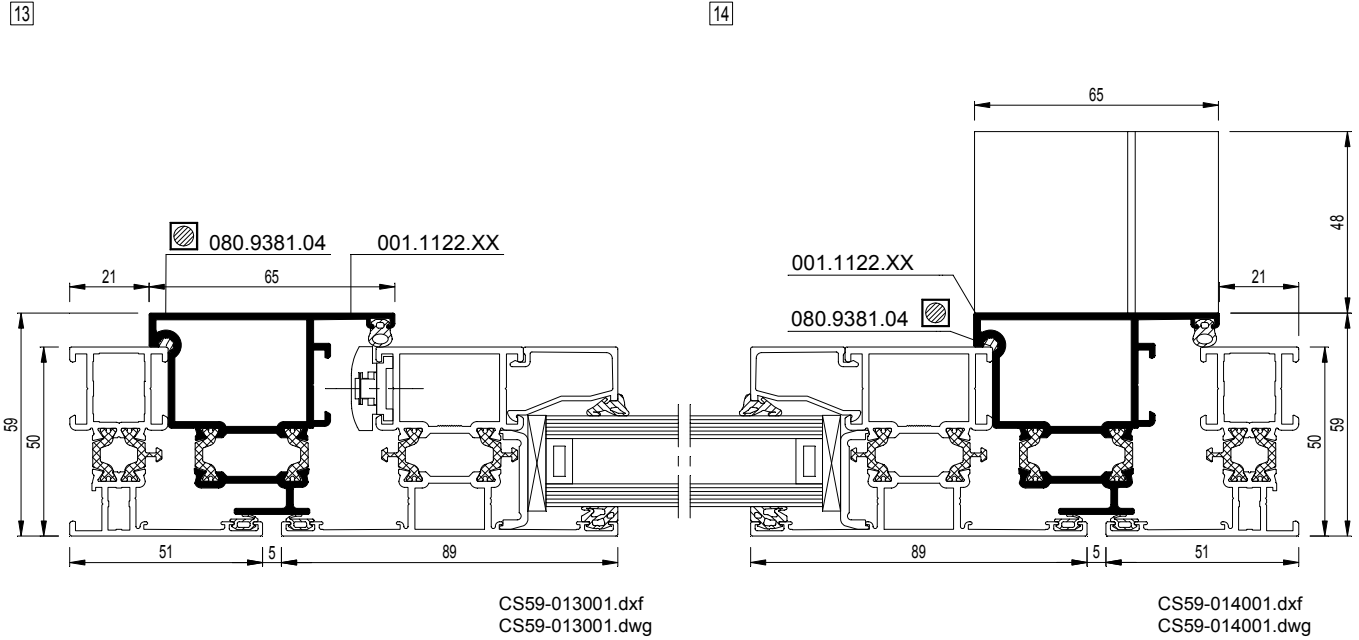
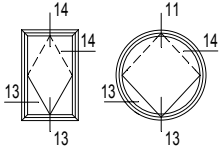
## 001.0121.XX

lx = 23.877 cm<sup>4</sup>

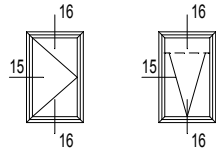


11 CS59-011004.dxf  
 CS59-011004.dwg

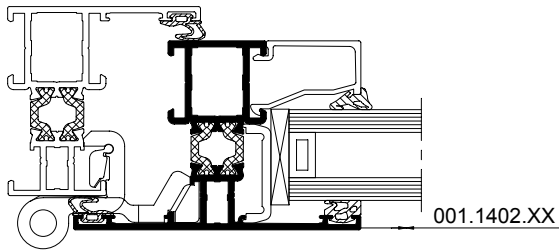
12 CS59-012004.dxf  
 CS59-012004.dwg







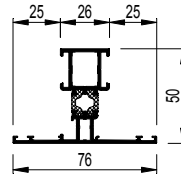
15



... .dxf  
 ... .dwg

001.1402.XX

$I_x = 9.871 \text{ cm}^4$

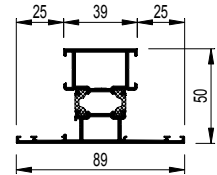


15 CS59-015001.dxf  
 CS59-015001.dwg

16 CS59-016001.dxf  
 CS59-016001.dwg

001.1492.XX

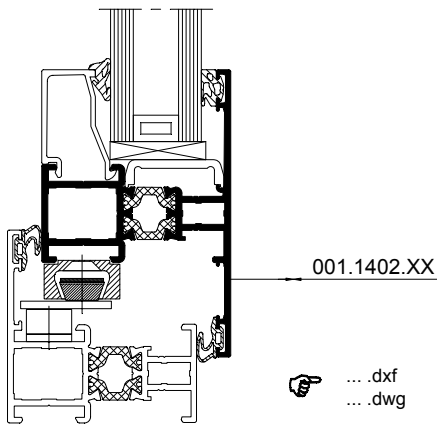
$I_x = 12.541 \text{ cm}^4$



15 CS59-015002.dxf  
 CS59-015002.dwg

16 CS59-016002.dxf  
 CS59-016002.dwg

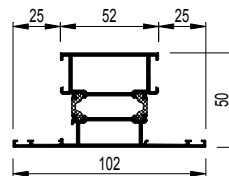
16



... .dxf  
 ... .dwg

001.1412.XX

$I_x = 14.804 \text{ cm}^4$

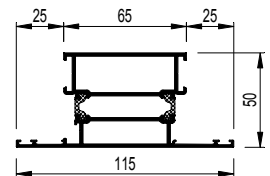


15 CS59-015003.dxf  
 CS59-015003.dwg

16 CS59-016003.dxf  
 CS59-016003.dwg


001.1421.XX

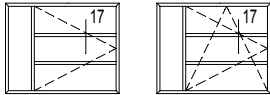
$I_x = 17.059 \text{ cm}^4$



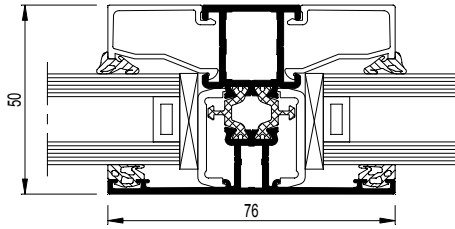
15 CS59-015004.dxf  
 CS59-015004.dwg

16 CS59-016004.dxf  
 CS59-016004.dwg





17

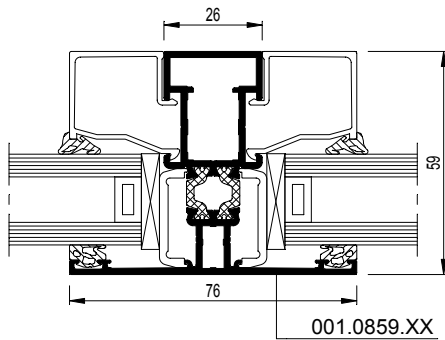


CS59-017005.dxf  
 CS59-017005.dwg



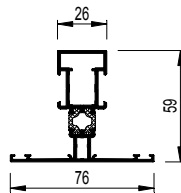
Zie ook T-profielen op blz. 16-17  
 Voir aussi traverses page 16-17  
 See also transom-mullions on pages 16-17  
 Siehe auch Sprossen Seite 16-17

17



001.0859.XX

$I_x = 14.682 \text{ cm}^4$

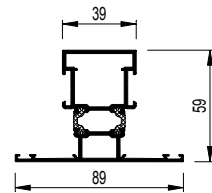


17

CS59-017001.dxf  
 CS59-017001.dwg

001.0860.XX

$I_x = 18.752 \text{ cm}^4$



17

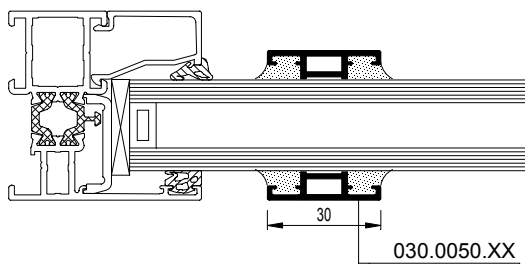
CS59-017002.dxf  
 CS59-017002.dwg



... .dxf  
 ... .dwg

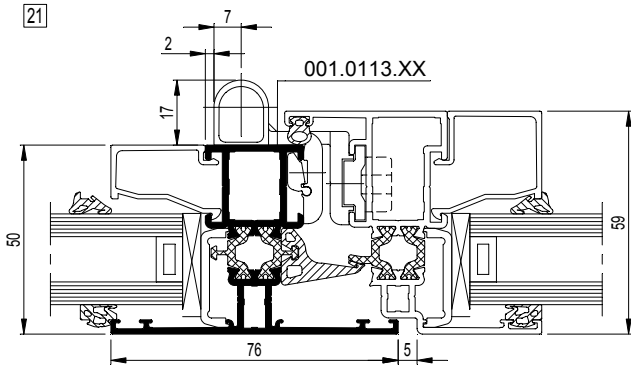
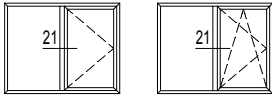


17



030.0050.XX

CS59-017004.dxf  
 CS59-017004.dwg

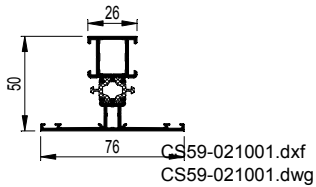


... .dxf  
 ... .dwg



## 001.0113.XX

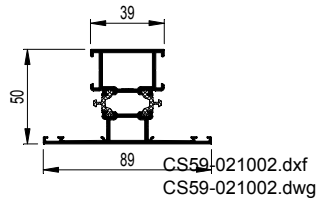
$I_x = 9.831 \text{ cm}^4$



21

## 001.0120.XX

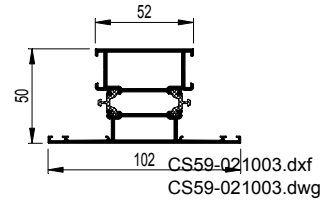
$I_x = 12.492 \text{ cm}^4$



21

## 001.0114.XX

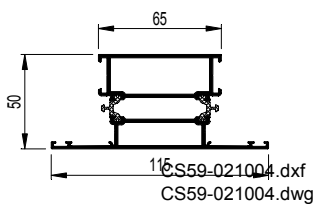
$I_x = 14.755 \text{ cm}^4$



21

## 001.0123.XX

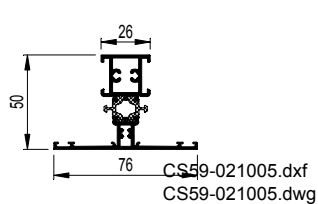
$I_x = 17.007 \text{ cm}^4$



21

## 001.0813.XX

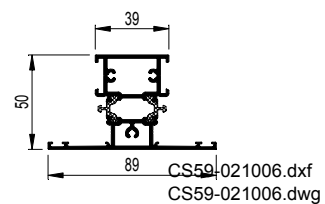
$I_x = 10.677 \text{ cm}^4$



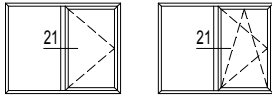
21

## 001.0820.XX

$I_x = 13.516 \text{ cm}^4$

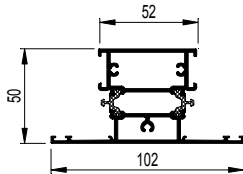


21



## 001.0814.XX

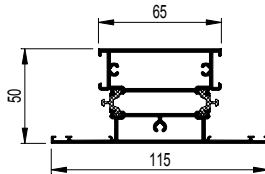
$I_x = 15.765 \text{ cm}^4$



[21] CS59-021007.dxf  
 CS59-021007.dwg

## 001.0823.XX

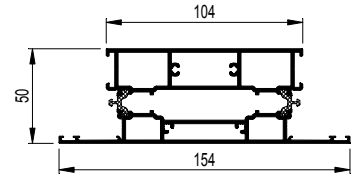
$I_x = 18.006 \text{ cm}^4$



[21] CS59-021008.dxf  
 CS59-021008.dwg

## 001.0824.XX

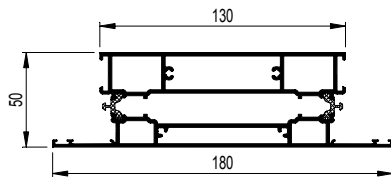
$I_x = 27.465 \text{ cm}^4$



[21] CS59-021009.dxf  
 CS59-021009.dwg

## 001.0817.XX

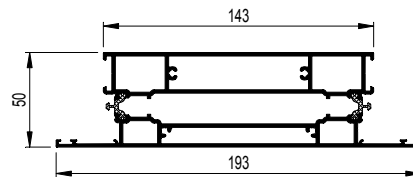
$I_x = 32.186 \text{ cm}^4$



[21] CS59-021010.dxf  
 CS59-021010.dwg

## 001.0847.XX

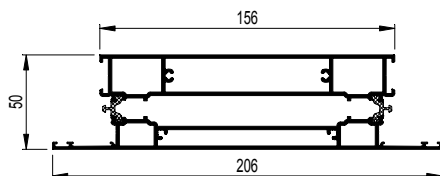
$I_x = 34.552 \text{ cm}^4$



[21] CS59-021011.dxf  
 CS59-021011.dwg

## 001.0850.XX

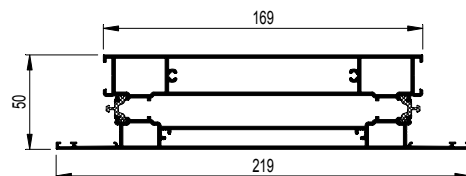
$I_x = 36.917 \text{ cm}^4$



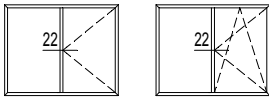
[21] CS59-021012.dxf  
 CS59-021012.dwg

## 001.0854.XX

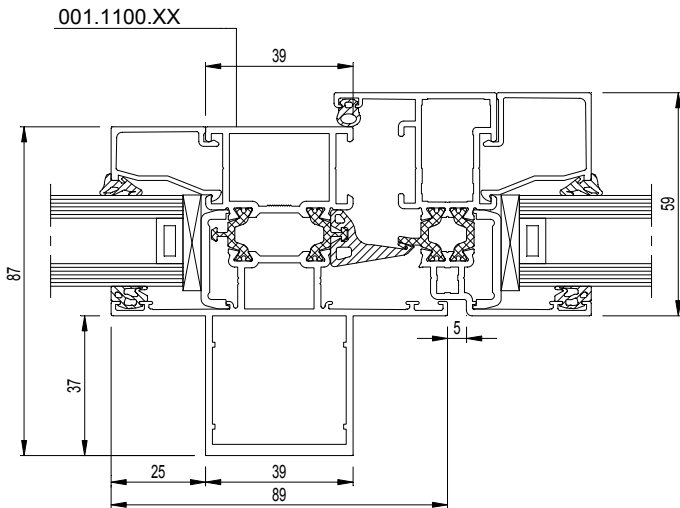
$I_x = 39.290 \text{ cm}^4$



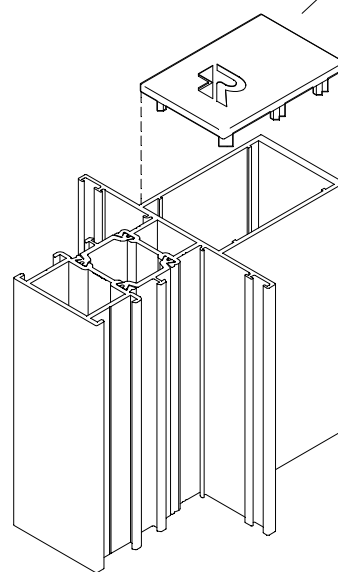
[21] CS59-021013.dxf  
 CS59-021013.dwg



22



Einstukken beschikbaar  
 Pièces finales disponibles  
 End caps available  
 Endstücke verfügbar

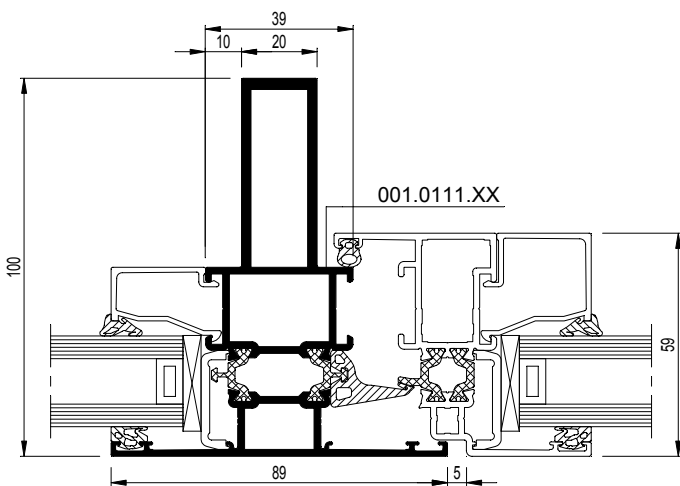


CS59-3d0002.dxf  
 CS59-3d0002.dwg

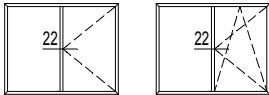
☞ ... .dxf  
 ... .dwg



22a

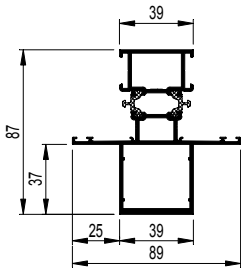


CS59-022008.dxf  
 CS59-022008.dwg



001.1100.XX

$I_x = 41.443 \text{ cm}^4$

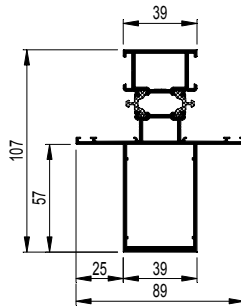


22

CS59-022001.dxf  
 CS59-022001.dwg

001.1109.XX

$I_x = 69.800 \text{ cm}^4$

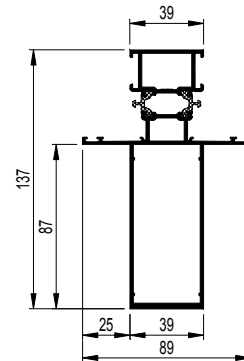


22

CS59-022002.dxf  
 CS59-022002.dwg

001.1110.XX

$I_x = 151.909 \text{ cm}^4$

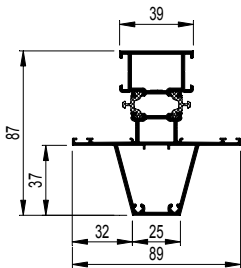


22

CS59-022003.dxf  
 CS59-022003.dwg

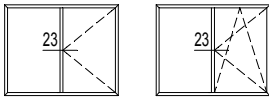
001.0420.XX

$I_x = 34.648 \text{ cm}^4$

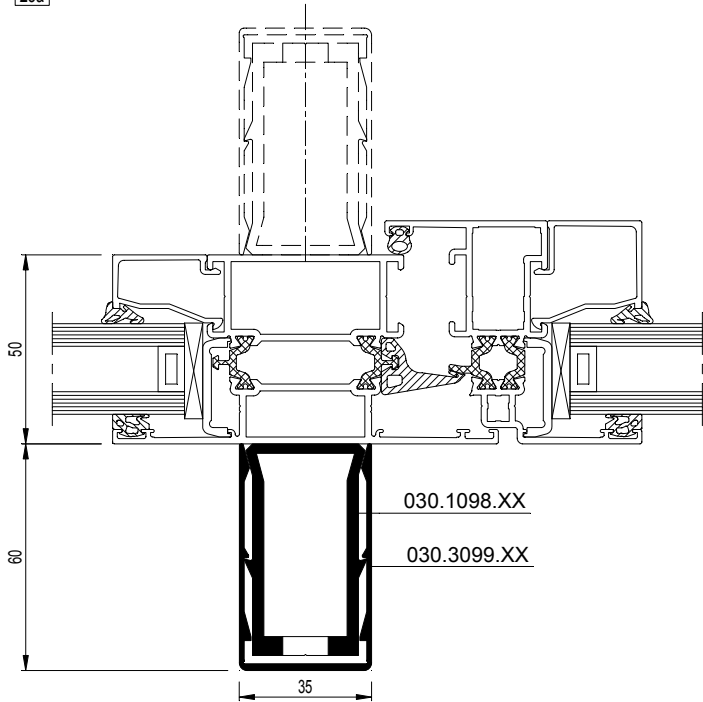


22

CS59-022007.dxf  
 CS59-022007.dwg



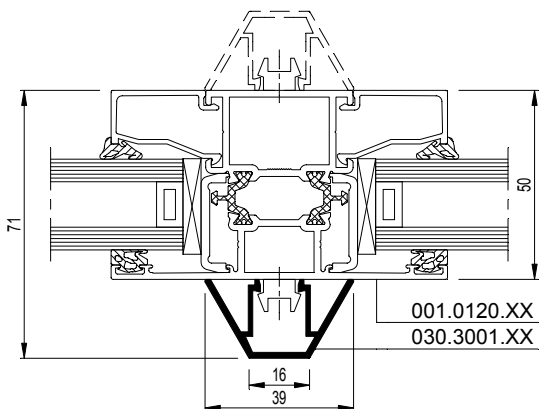
23a



... .dxf  
 ... .dwg

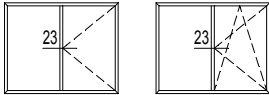
**23** Nota : voor keuze van versteviging : zie waarden op blz 22-23  
 Note : pour choix de renforcement : voir valeurs page 22-23  
 Note: For choice of reinforcement, see values on pages 22-23  
 Note : für Verstärkungswahl : siehe Werte Seite 22-23

**23** Nota : geen versteviging, enkel esthetiek  
 Note : pas de renforcements, seulement esthétique  
 Note: No reinforcement only aesthetics  
 Nota : keine Verstärkung, nur Ästhetik



CS59-023002.dxf  
 CS59-023002.dwg





030.1098.XX

$I_x = 19.656 \text{ cm}^4$



23

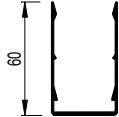
CS59-023003.dxf  
 CS59-023003.dwg

23a

CS59-023005.dxf  
 CS59-023005.dwg

030.3099.XX

$I_x = 9.625 \text{ cm}^4$



030.1097.XX

$I_x = 10.260 \text{ cm}^4$



23

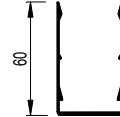
CS59-023004.dxf  
 CS59-023004.dwg

23a

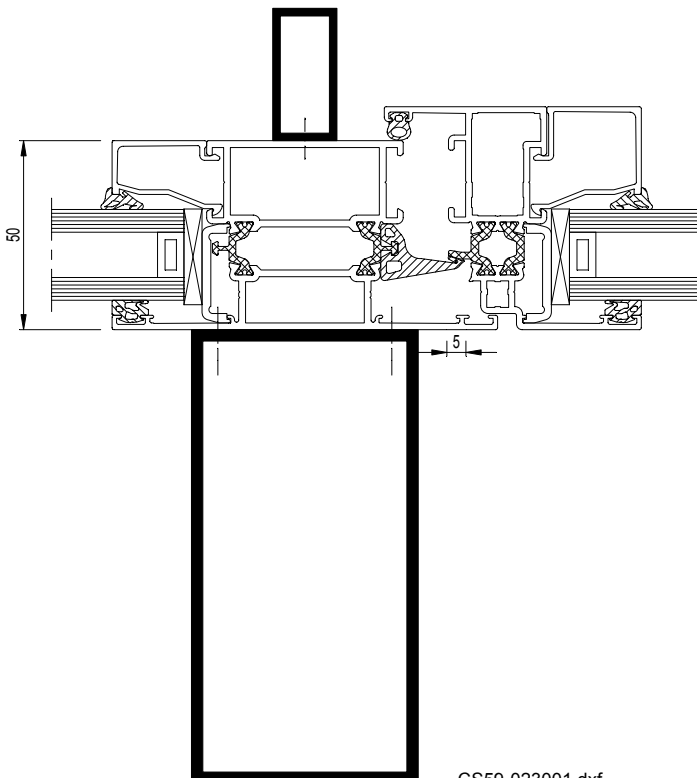
CS59-023006.dxf  
 CS59-023006.dwg

030.3099.XX

$I_x = 9.625 \text{ cm}^4$



23



CS59-023001.dxf  
 CS59-023001.dwg

Opmerking: - Versteviging van binnenzijde + scharnier is niet mogelijk indien de binnenzijde van een T-profiel < 75 mm is. Fixing: every 300 mm  
- Bevestiging: om de 300 mm  
- Bij horizontale versteviging, contacteer Reynaers Consult



Remarque: - Positionnement du renfort à l'intérieur en présence de charnières non possible sur profilé-T de largeur intérieure < 75 mm  
- Fixation: tous les 300 mm  
- Pour utilisation comme renfort horizontal, contactez Reynaers Consult

Remark: - Reinforcement of inner side + hinge is not possible in case the inner side of a transom-mullion < 75 mm  
- For horizontal reinforcements, please contact Reynaers Consult - tel. 0121 421 1999

Anmerkung: - Verstärkung der Innenseite und des Bandes ist unmöglich wenn die Innenseite einer Sprosse < 75 mm ist.  
- Befestigung: jede 300 mm  
- Bei horizontaler Verstärkung, bitte nehmen Sie Kontakt auf mit Reynaers Consult

 T-profiel Traverse Transom-mullion Sprosse	Versteviging langs binnen Renforcement du côté intérieur Reinforcement inside Verstärkung der Innenseite			Versteviging langs buiten Renforcement du côté extérieur Reinforcement outside Verstärkung der Aussenseite			
	Zonder versteviging Sans renforcement Without reinforcement Ohne Verstärkung	met avec with mit	030.1097.XX 	met avec with mit	030.1098.XX 		
	lx cm4	Wx cm3	i	lx cm4	Wx cm3	lx cm4	Wx cm3
001.0113.XX 	9.831	3.216	e	44.03	8.37	66.80	11.39
001.0120.XX 	12.489	4.209	i	64.78	10.52	97.23	17.48
			e	50.82	9.10	77.21	14.02
001.0114.XX 	14.755	5.049	i	69.10	10.90	104.18	18.00
			e	55.68	9.62	101.467	17.075


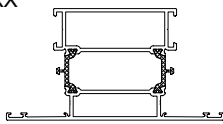
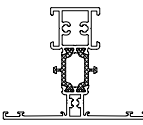
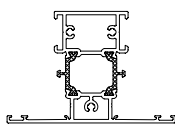
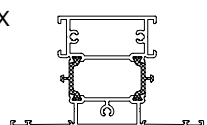
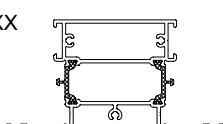
Opmerking: - Versteving van binnenzijde + scharnier is niet mogelijk indien de binnenzijde van een T-profiel < 75 mm  
- Bevestiging: om de 300 mm  
- Bij horizontale versteving, contacteer Reynaers Consult

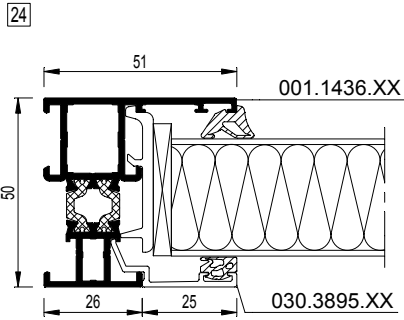
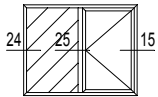


Remarque: - Positionnement du renfort à l'intérieur en présence de charnières non possible sur profilé-T de largeur intérieure < 75 mm  
- Fixation: tous les 300 mm  
- Pour utilisation comme renfort horizontal, contactez Reynaers Consult

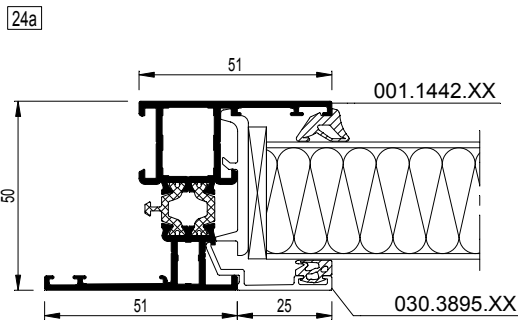
Remark: - Reinforcement of inner side + hinge is not possible in case the inner side of a transom-mullion < 75 mm  
- For horizontal reinforcements, please contact Reynaers Consult - tel. 0121 421 1999

Anmerkung: - Verstärkung der Innenseite und des Bandes ist unmöglich wenn die Innenseite einer Sprosse < 75 mm Fixing: every 300 mm  
- Befestigung: jede 300 mm  
- Bei horizontaler Verstärkung, bitte nehmen Sie Kontakt auf mit Reynaers Consult

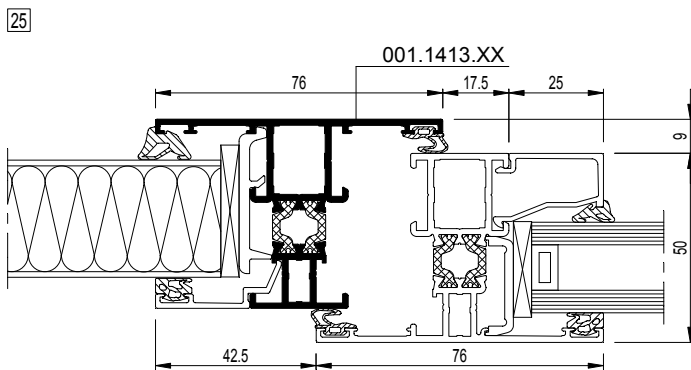
 T-profiel Traverse Transom-mullion Sprosse	Zonder versteving Sans renforcement Without reinforcement Ohne Verstärkung			met avec with mit 030.1097.XX		met avec with mit 030.1098.XX	
	lx cm4	Wx cm3		lx cm4	Wx cm3	lx cm4	Wx cm3
001.0123.XX 	17.007	5.886	e	60.05	10.08	91.16	16.48
			i	73.02	11.26	110.39	18.46
001.0813.XX 	10.677	3.594	e	47.07	8.70	71.43	12.51
			i				
001.0820.XX 	13.516	4.641	e	53.84	9.40	81.94	15.32
			i	66.64	10.66	100.52	17.67
001.0814.XX 	15.765	5.476	e	58.35	9.88	88.77	16.24
			i	70.75	11.03	107.05	18.16
001.0823.XX 	18.006	6.309	e	62.46	10.31	94.91	16.81
			i	74.53	11.38	112.95	18.61



☞ ... .dxf  
 ... .dwg



CS59-024005.dxf  
 CS59-024005.dwg

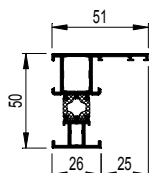


☞ ... .dxf  
 ... .dwg



## 001.1436.XX

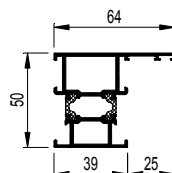
$I_x = 8.199 \text{ cm}^4$



CS59-024001.dxf  
 CS59-024001.dwg

## 001.1483.XX

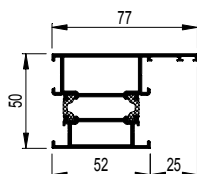
$I_x = 10.915 \text{ cm}^4$



CS59-024002.dxf  
 CS59-024002.dwg

## 001.1425.XX

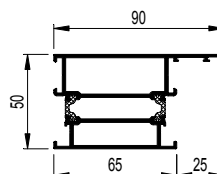
$I_x = 13.231 \text{ cm}^4$



CS59-024003.dxf  
 CS59-024003.dwg

## 001.1440.XX

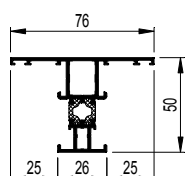
$I_x = 15.517 \text{ cm}^4$



CS59-024004.dxf  
 CS59-024004.dwg

## 001.1413.XX

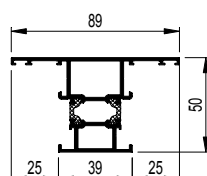
$I_x = 9.492 \text{ cm}^4$



CS59-025001.dxf  
 CS59-025001.dwg

## 001.1416.XX

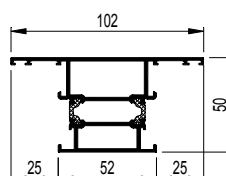
$I_x = 12.421 \text{ cm}^4$



CS59-025002.dxf  
 CS59-025002.dwg

## 001.1414.XX

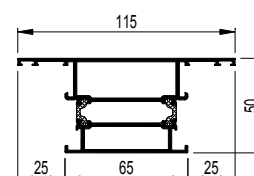
$I_x = 14.863 \text{ cm}^4$



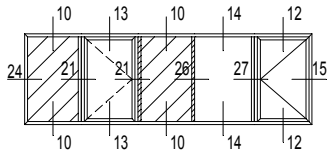
CS59-025003.dxf  
 CS59-025003.dwg

## 001.1423.XX

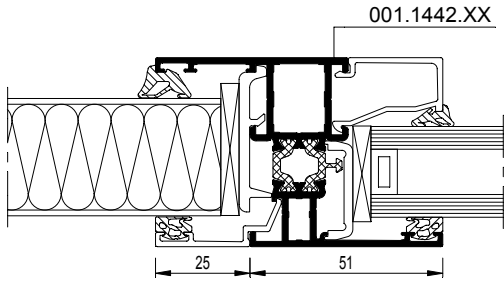
$I_x = 17.243 \text{ cm}^4$



CS59-025004.dxf  
 CS59-025004.dwg



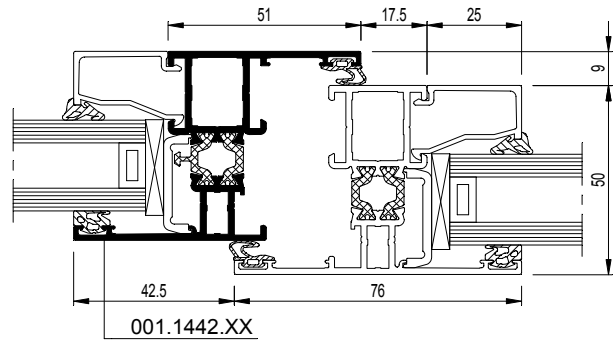
26



... .dxf  
 ... .dwg



27

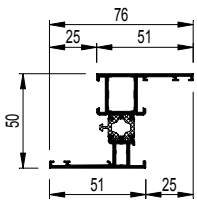


... .dxf  
 ... .dwg



## 001.1442.XX

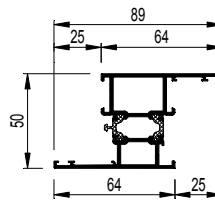
$I_x = 10.688 \text{ cm}^4$



- 26 CS59-026001.dxf  
CS59-026001.dwg
- 27 CS59-027001.dxf  
CS59-027001.dwg

## 001.1443.XX

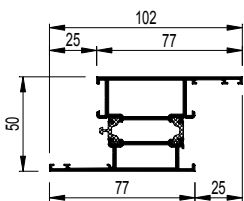
$I_x = 13.258 \text{ cm}^4$



- 26 CS59-026002.dxf  
CS59-026002.dwg
- 27 CS59-027002.dxf  
CS59-027002.dwg

## 001.1451.XX

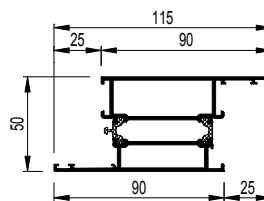
$I_x = 15.487 \text{ cm}^4$



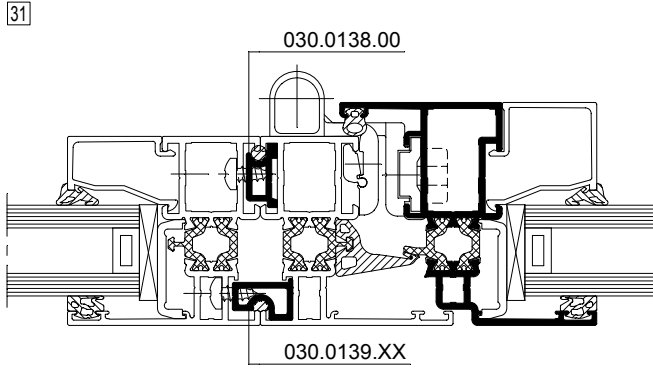
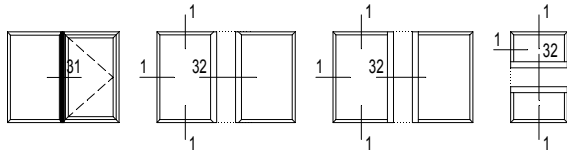
- 26 CS59-026003.dxf  
CS59-026003.dwg
- 27 CS59-027003.dxf  
CS59-027003.dwg

## 001.1444.XX

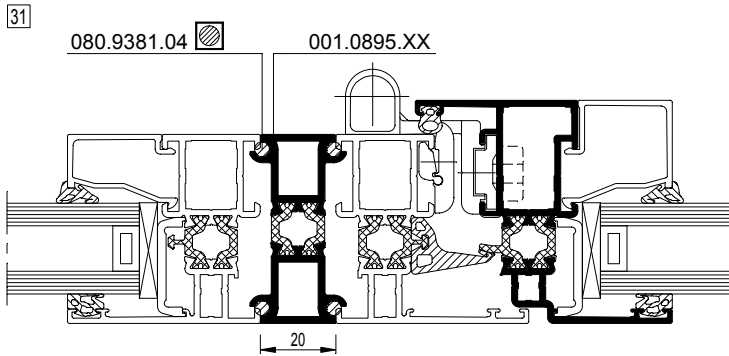
$I_x = 17.713 \text{ cm}^4$



- 26 CS59-026004.dxf  
CS59-026004.dwg
- 27 CS59-027004.dxf  
CS59-027004.dwg

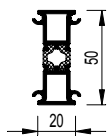


CS59-031001.dxf  
 CS59-031001.dwg



001.0895.XX

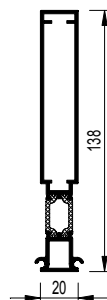
$I_x = 7.010 \text{ cm}^4$



31 CS59-031002.dxf  
 CS59-031002.dwg

005.1848.XX

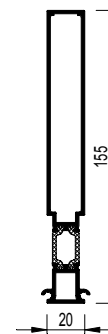
$I_x = 90.907 \text{ cm}^4$



31 CS59-031004.dxf  
 CS59-031004.dwg

006.0371.XX

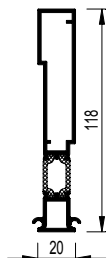
$I_x = 120.097 \text{ cm}^4$



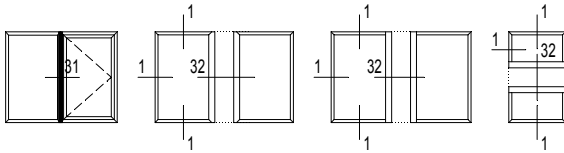
31 CS59-031001.dxf  
 CS59-031001.dwg

005.1837.XX

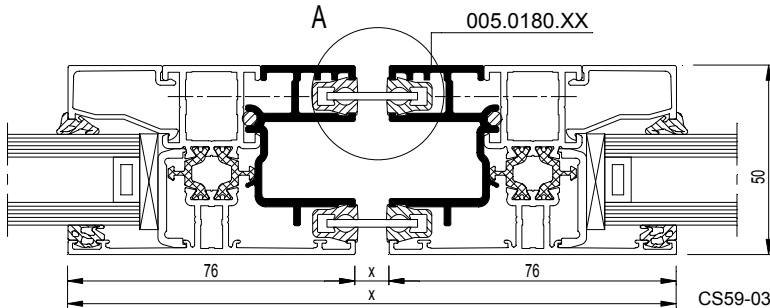
$I_x = 58.021 \text{ cm}^4$



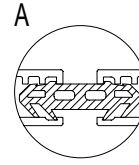
31 CS59-031003.dxf  
 CS59-031003.dwg



32



VARIANTE

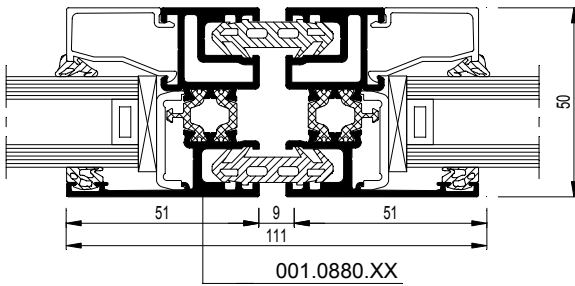


CS59-032002.dxf  
 CS59-032002.dwg

CS59-032001.dxf  
 CS59-032001.dwg

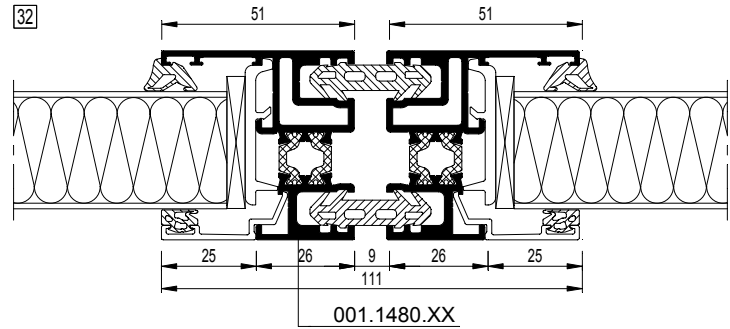
Naar buiten draaiend  
 Ouvrant vers l'extérieur  
 Outward opening  
 nach außen öffnend

32



CS59-032003.dxf  
 CS59-032003.dwg

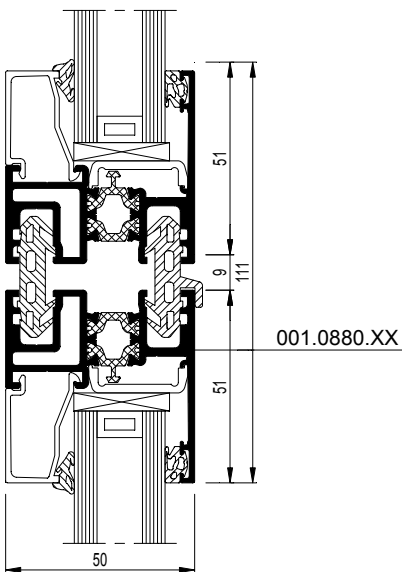
32



Naar buiten draaiend  
 Outward opening  
 Ouvrant vers l'extérieur  
 nach außen öffnend

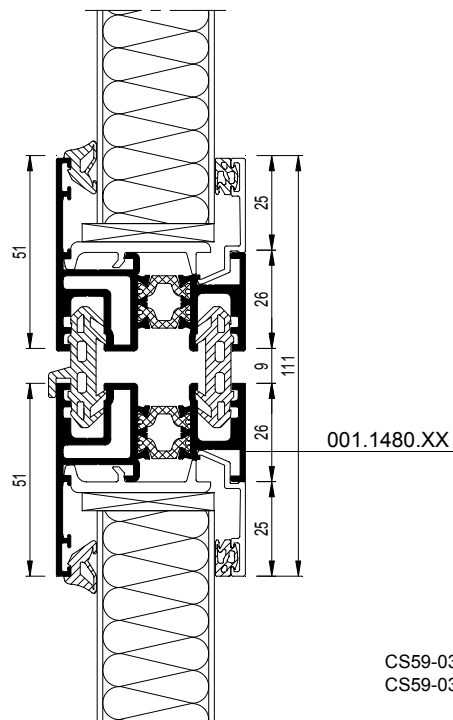
CS59-032005.dxf  
 CS59-032005.dwg

32



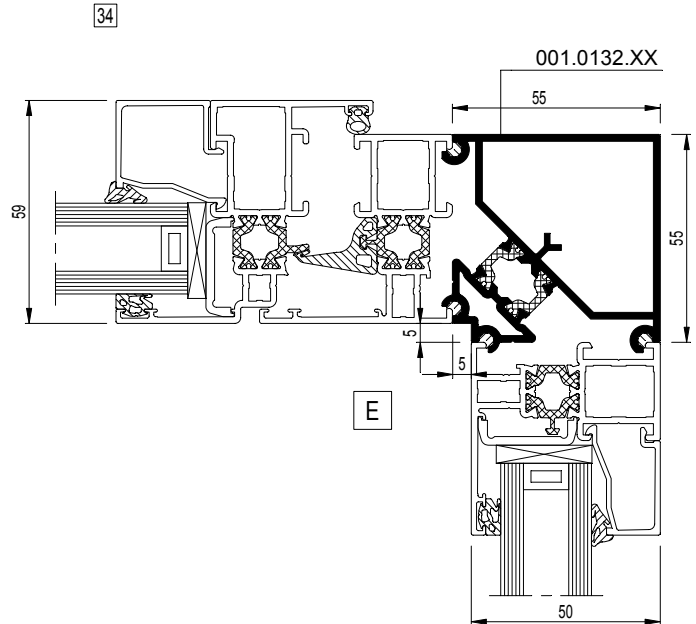
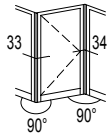
CS59-032004.dxf  
 CS59-032004.dwg

32



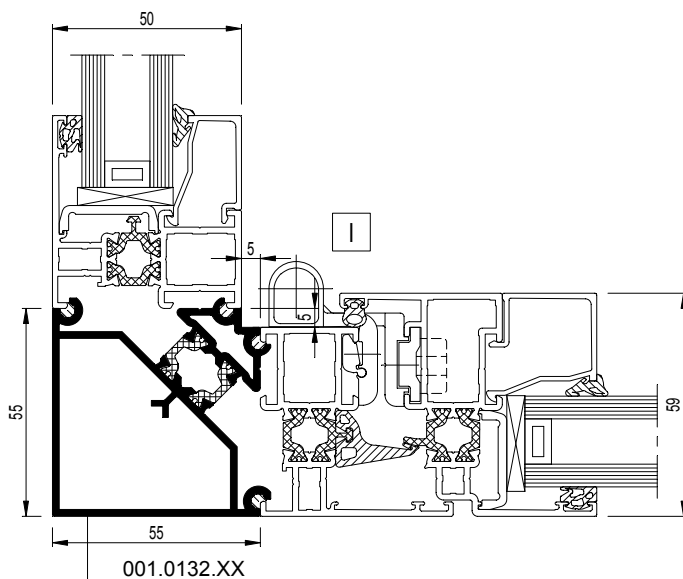
CS59-032006.dxf  
 CS59-032006.dwg



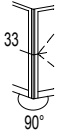


CS59-034001.dxf  
 CS59-034001.dwg

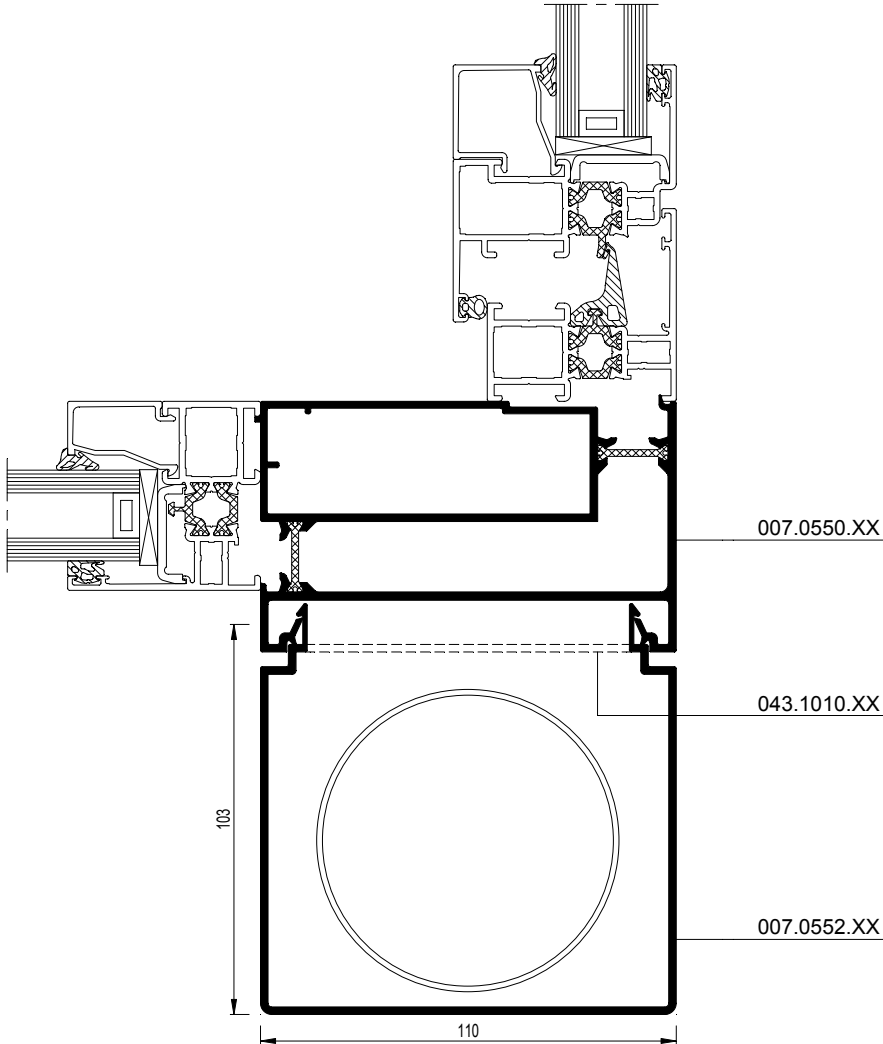
33



CS59-033001.dxf  
 CS59-033001.dwg

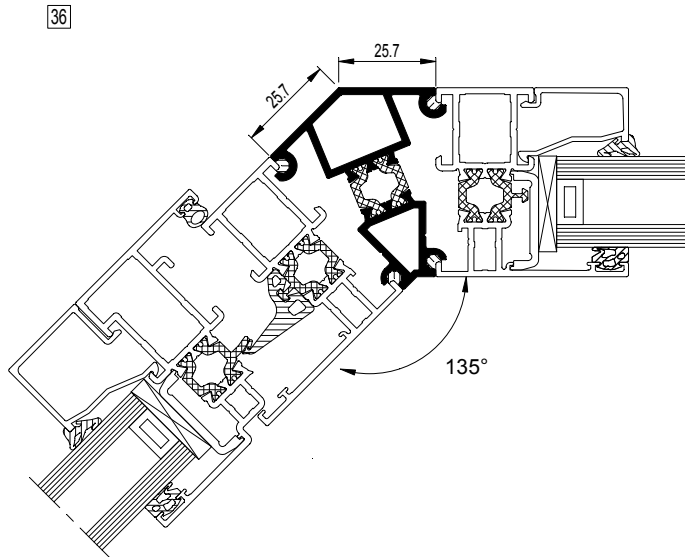
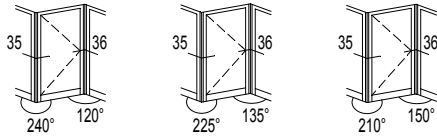


33

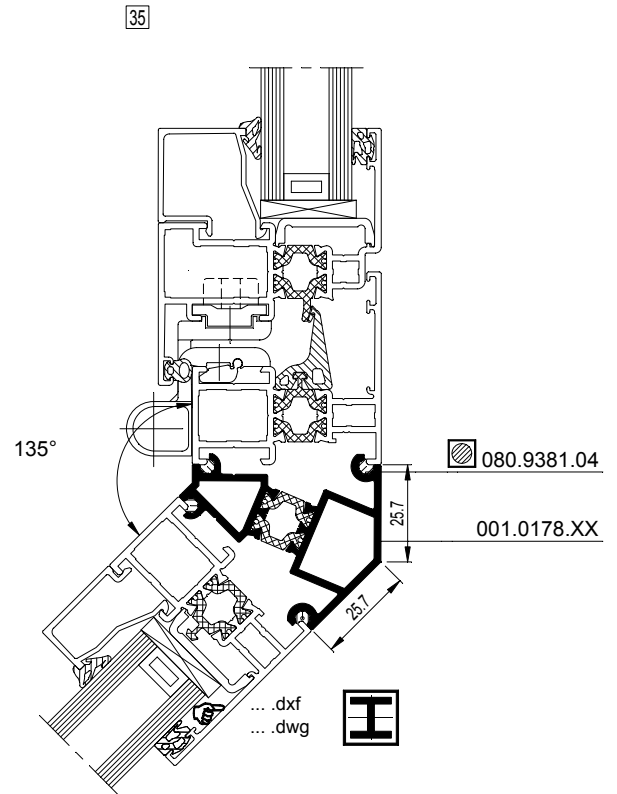


VARIANTE

CS59-033002.dxf  
CS59-033002.dwg



☞ ... .dxf  
 ... .dwg



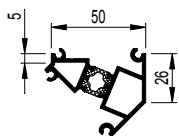
☞ ... .dxf  
 ... .dwg



001.0178.XX

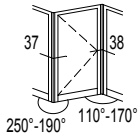
$I_x = 4.278 \text{ cm}^4$

135°

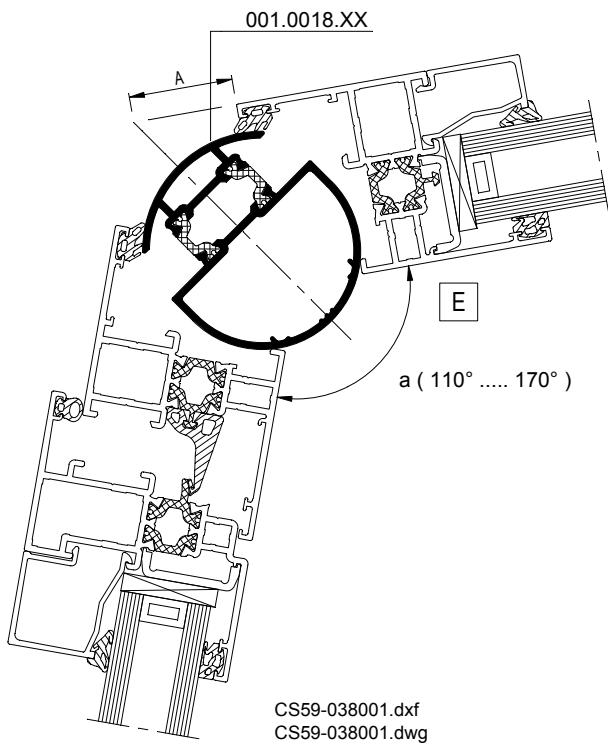


35 CS59-035002.dxf  
 CS59-035002.dwg

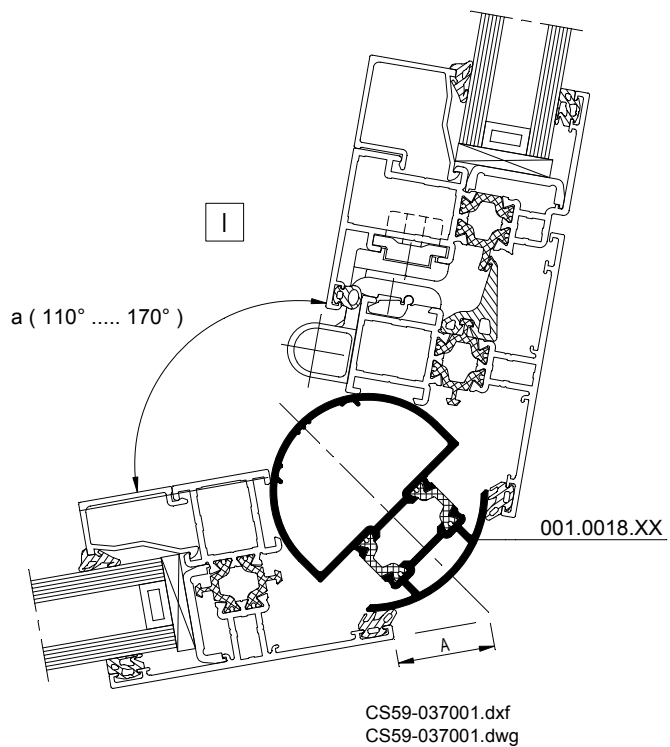
36 CS59-036002.dxf  
 CS59-036002.dwg



38



37



a	A
170°	4
160°	8
150°	12.5
140°	17
130°	22
120°	27.5
110°	33.5

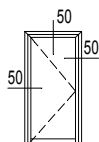
## CS 59 (Deuren)



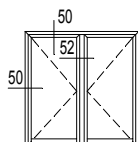
### 5 Deuren naar binnen draaiend

Naar binnen opengaande deuren

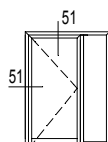
... met raamprofielen



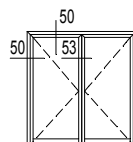
CS 59 - 050



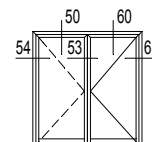
CS 59 - 050



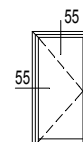
CS 59 - 050



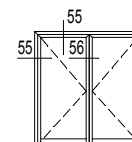
CS 59 - 051



CS 59 - 051



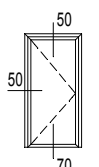
CS 59 - 052



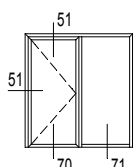
CS 59 - 052

Naar binnen draaiende deuren met deurvleugel rondom geperst

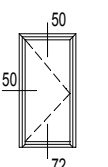
... met raamprofielen



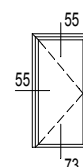
CS 59 - 053



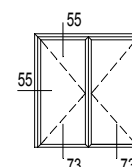
CS 59 - 053



CS 59 - 053



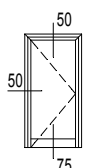
CS 59 - 052



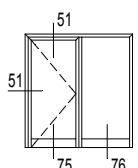
CS 59 - 052

Deuren met T-profiel

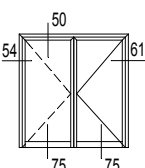
Deuren met waterdichte dorpel



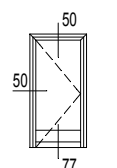
CS 59 - 054



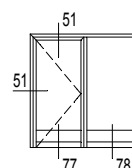
CS 59 - 054



CS 59 - 054



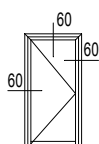
CS 59 - 055



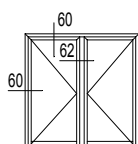
CS 59 - 055

### 6 Deuren naar buiten draaiend

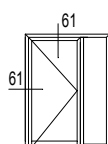
Naar buiten opengaande deuren



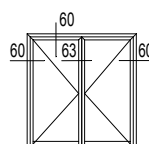
CS 59 - 060



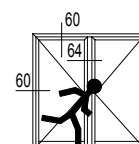
CS 59 - 060



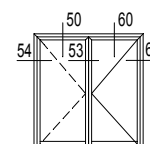
CS 59 - 060



CS 59 - 061

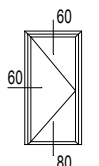


CS 59 - 061

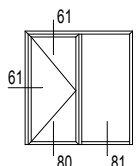


CS 59 - 051

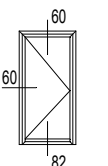
Naar buiten draaiende deuren met deurvleugel rondom geperst



CS 59 - 062



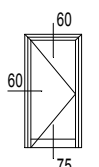
CS 59 - 062



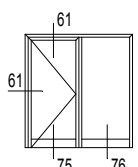
CS 59 - 062

Deuren met T-profiel

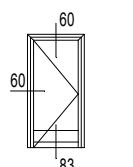
Deuren met waterdichte dorpel



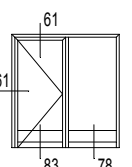
CS 59 - 054



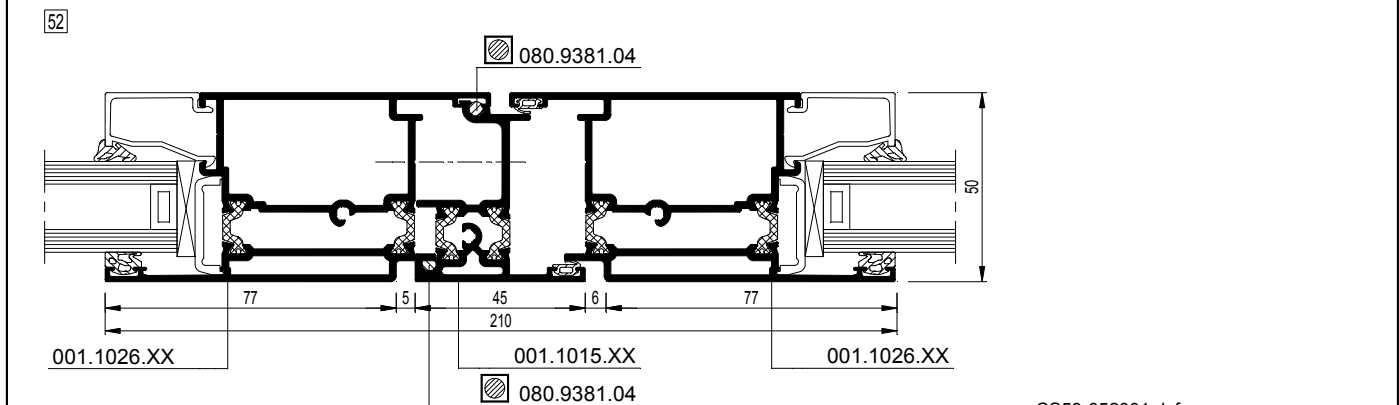
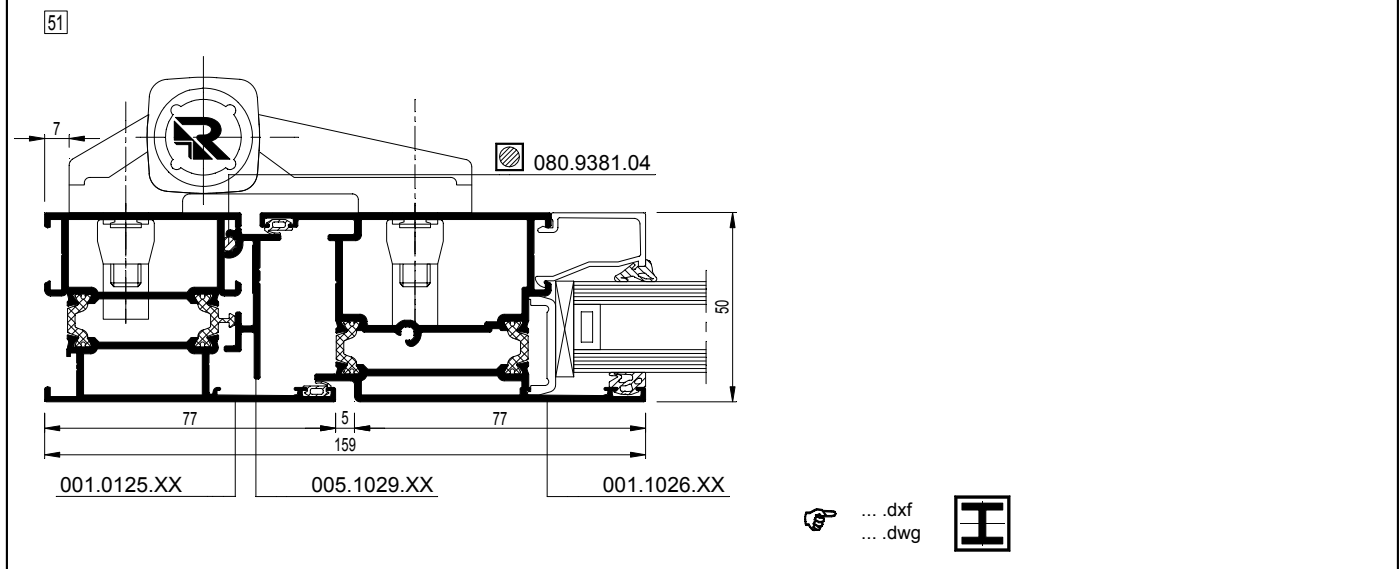
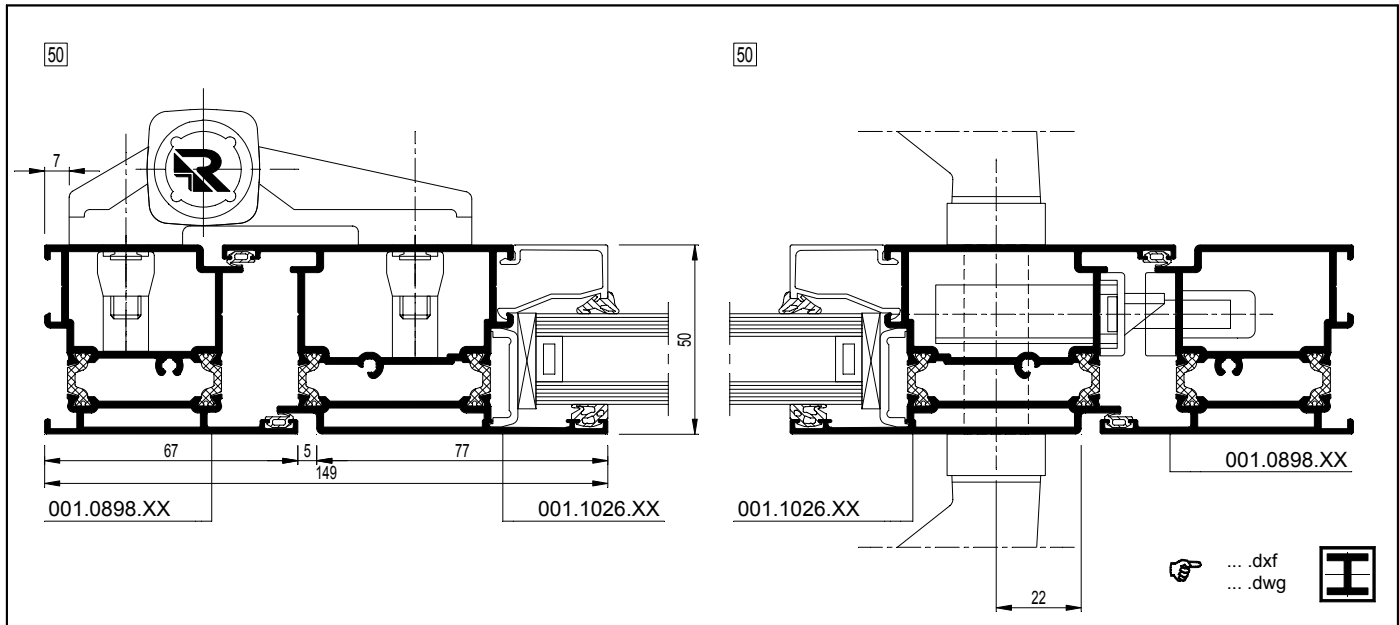
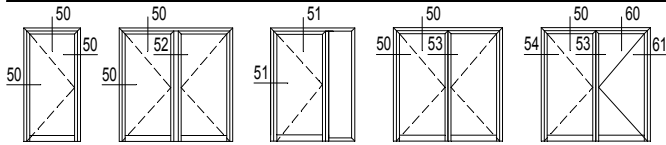
CS 59 - 054



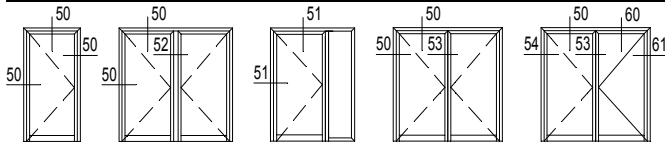
CS 59 - 063



CS 59 - 063

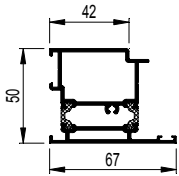


CS59-052001.dxf  
 CS59-052001.dwg



001.0898.XX

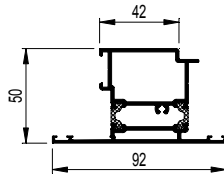
$I_x = 12.386 \text{ cm}^4$



50 CS59-050001.dxf  
 CS59-050001.dwg

001.0839.XX

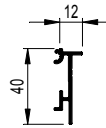
$I_x = 13.723 \text{ cm}^4$



50 CS59-050002.dxf  
 CS59-050002.dwg

005.1029.XX

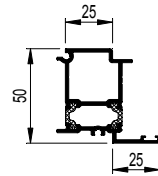
$I_x = 1.861 \text{ cm}^4$



51 CS59-051001.dxf  
 CS59-051001.dwg

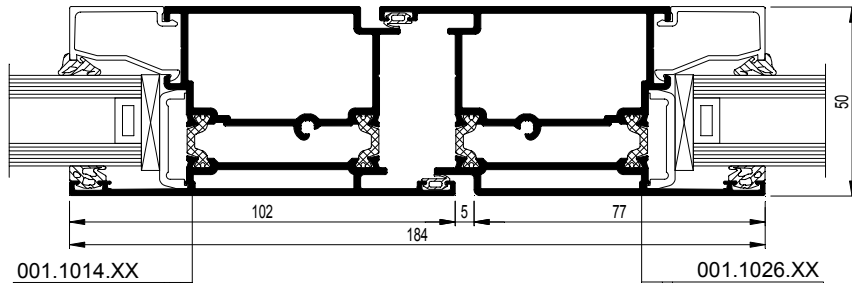
001.0027.XX

$I_x = 8.233 \text{ cm}^4$



51 CS59-051002.dxf  
 CS59-051002.dwg

53 ZT



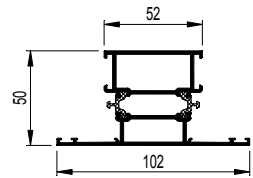
001.1014.XX

001.1026.XX

CS59-053001.dxf  
 CS59-053001.dwg

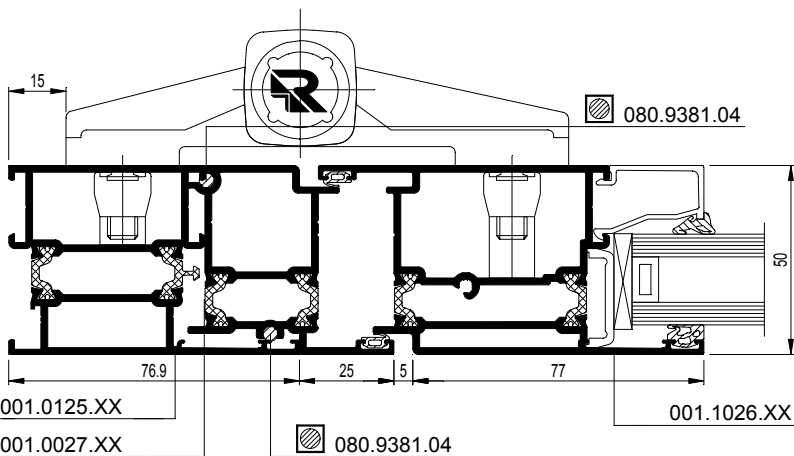
001.0114.XX

$I_x = 14.753 \text{ cm}^4$



51 CS59-051003.dxf  
 CS59-051003.dwg

54

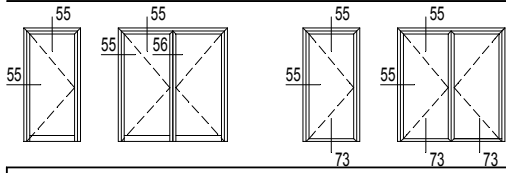


001.0125.XX

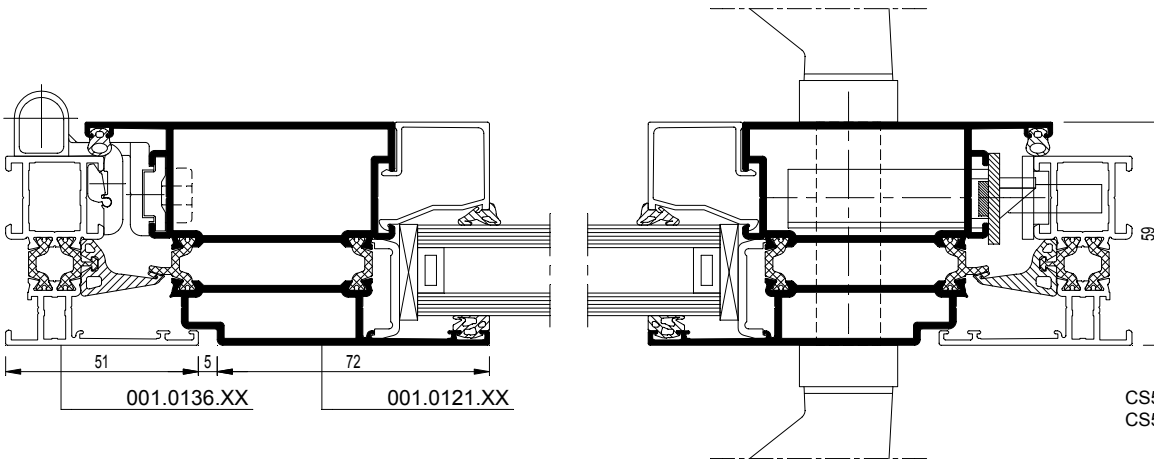
001.0027.XX

001.1026.XX

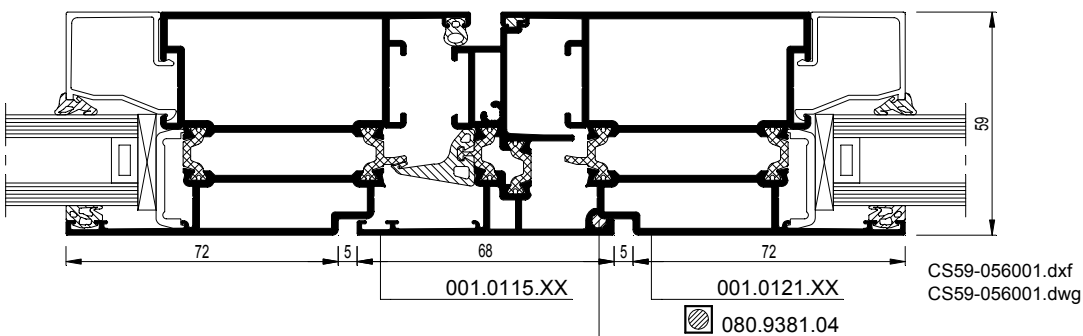
CS59-054001.dxf  
 CS59-054001.dwg



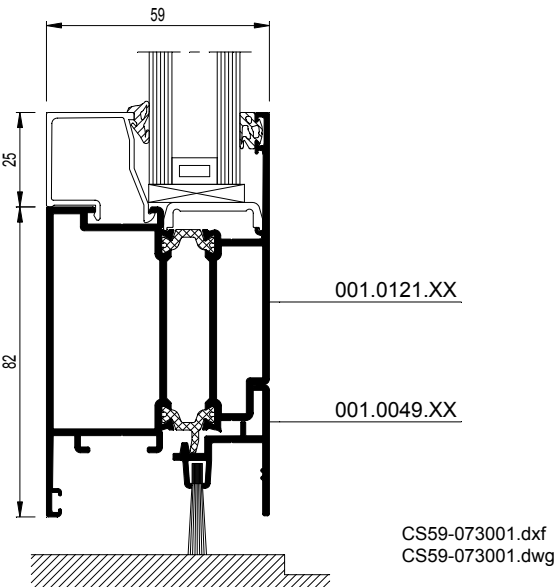
55



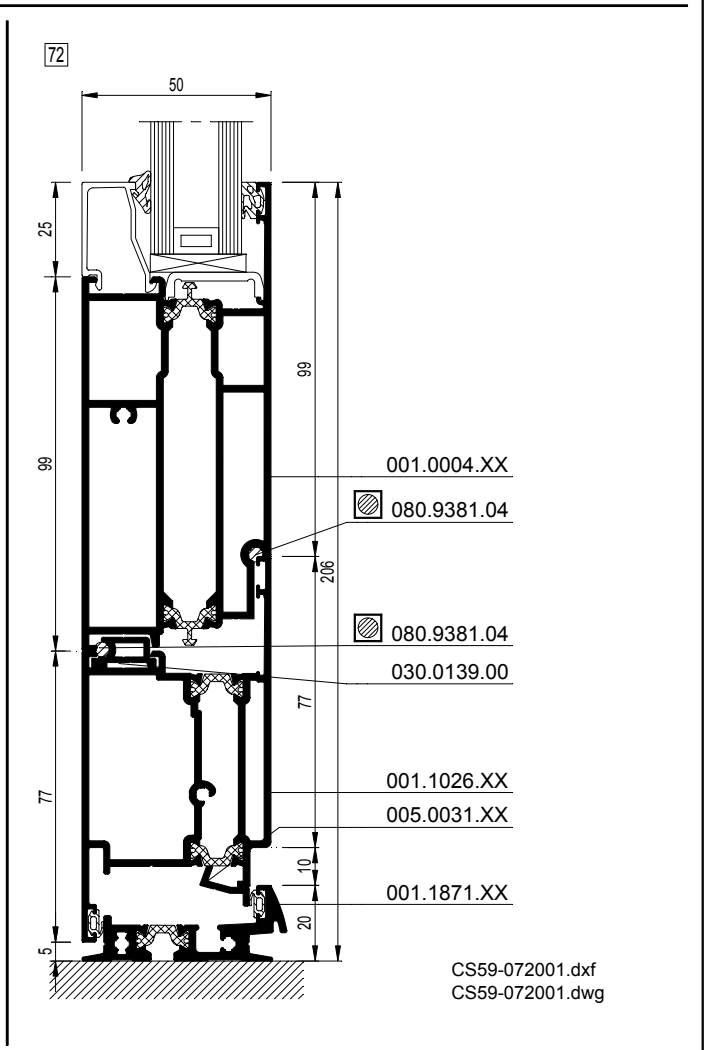
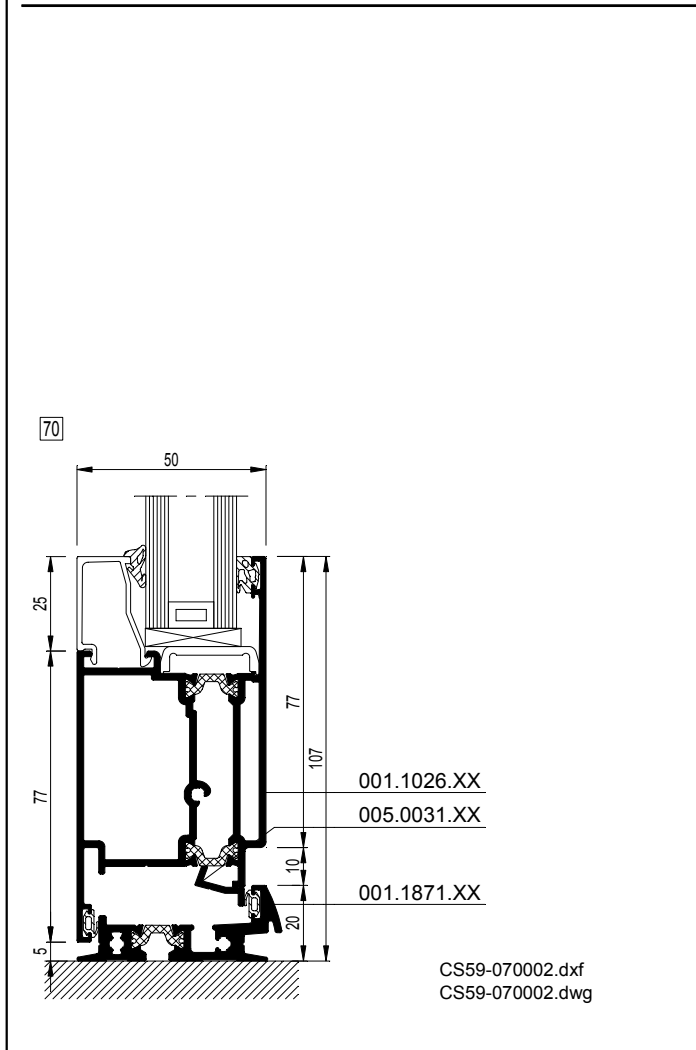
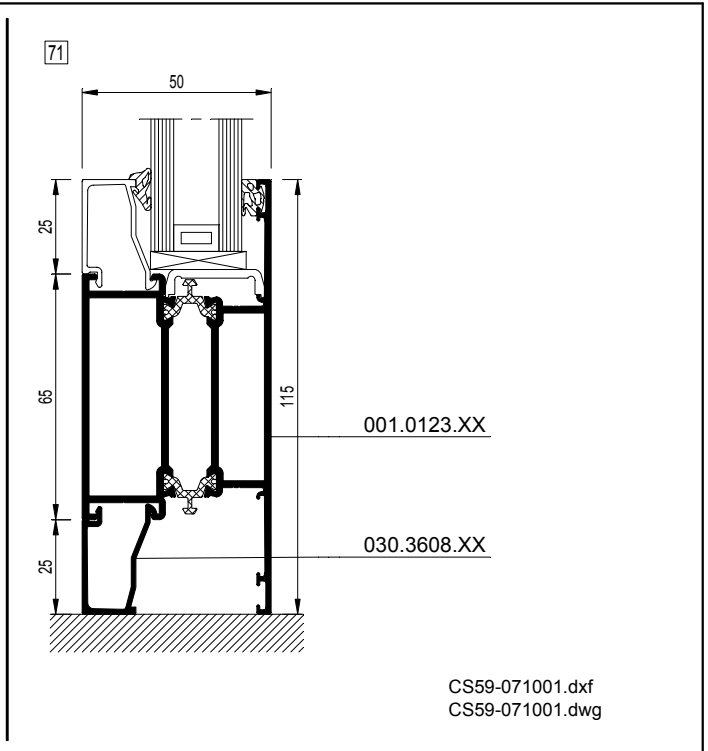
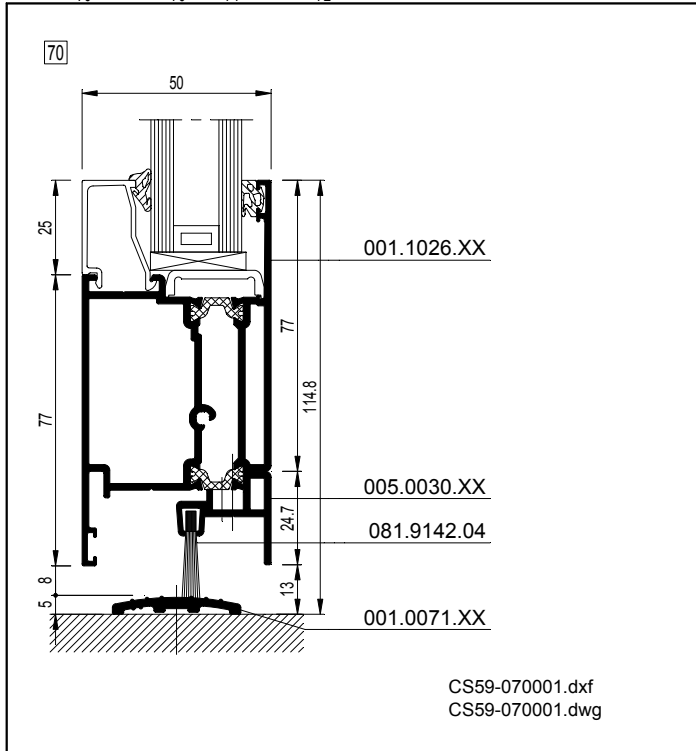
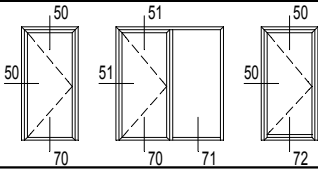
56

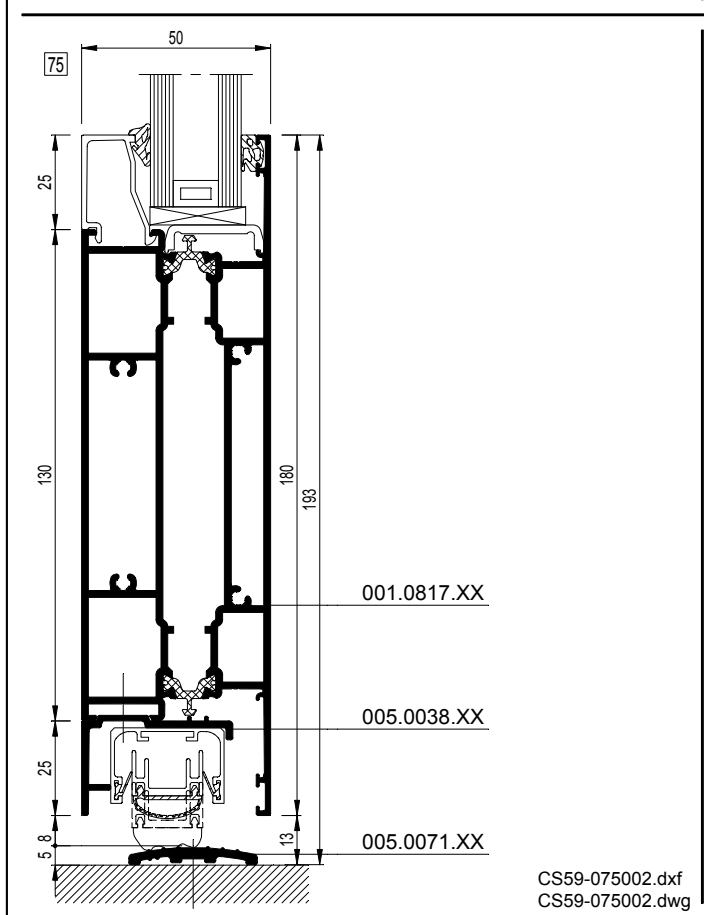
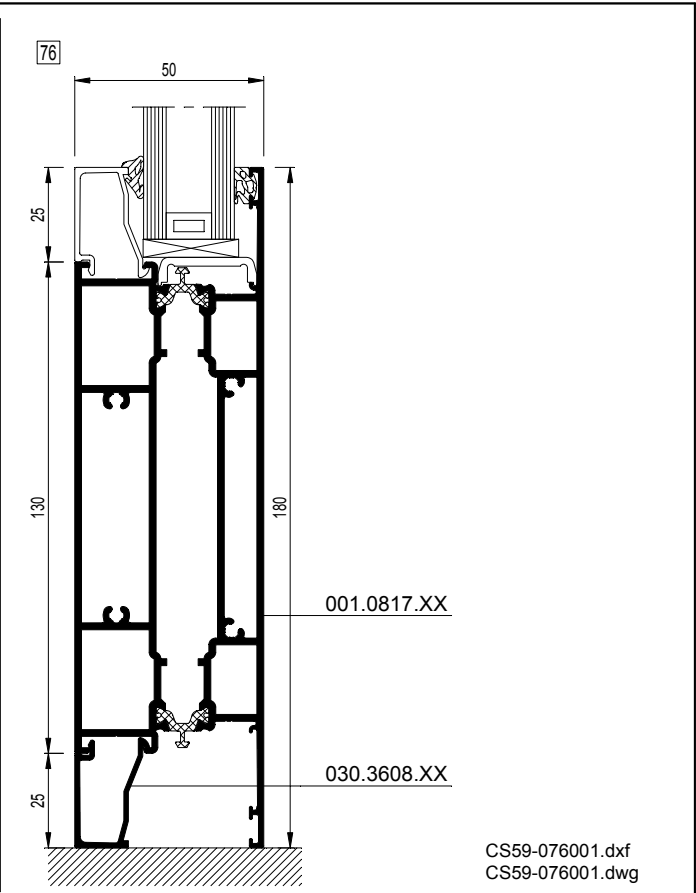
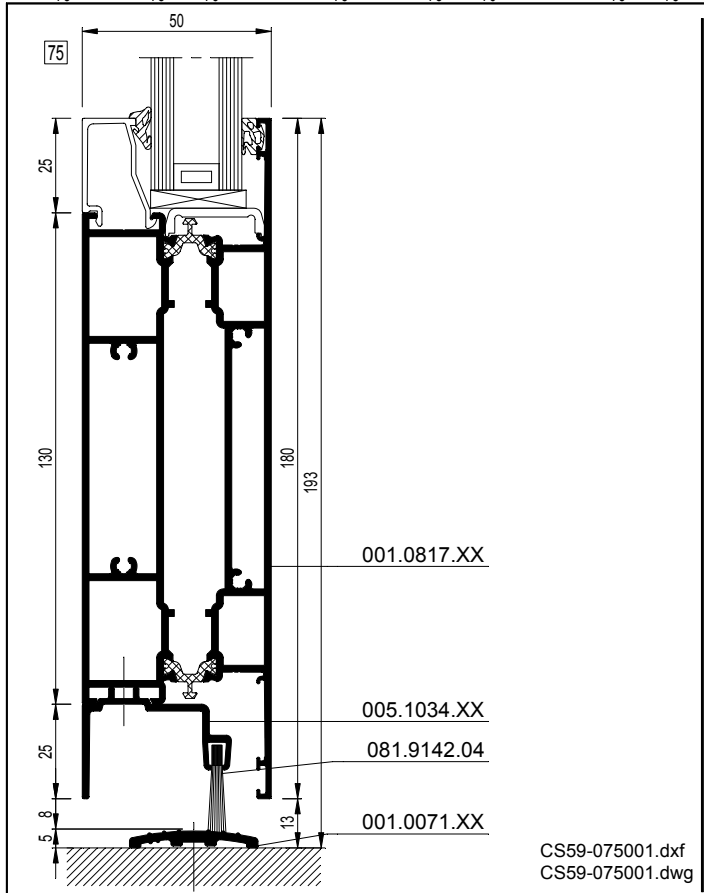
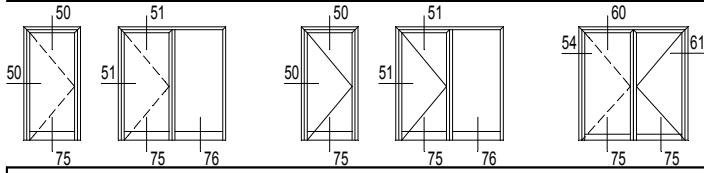


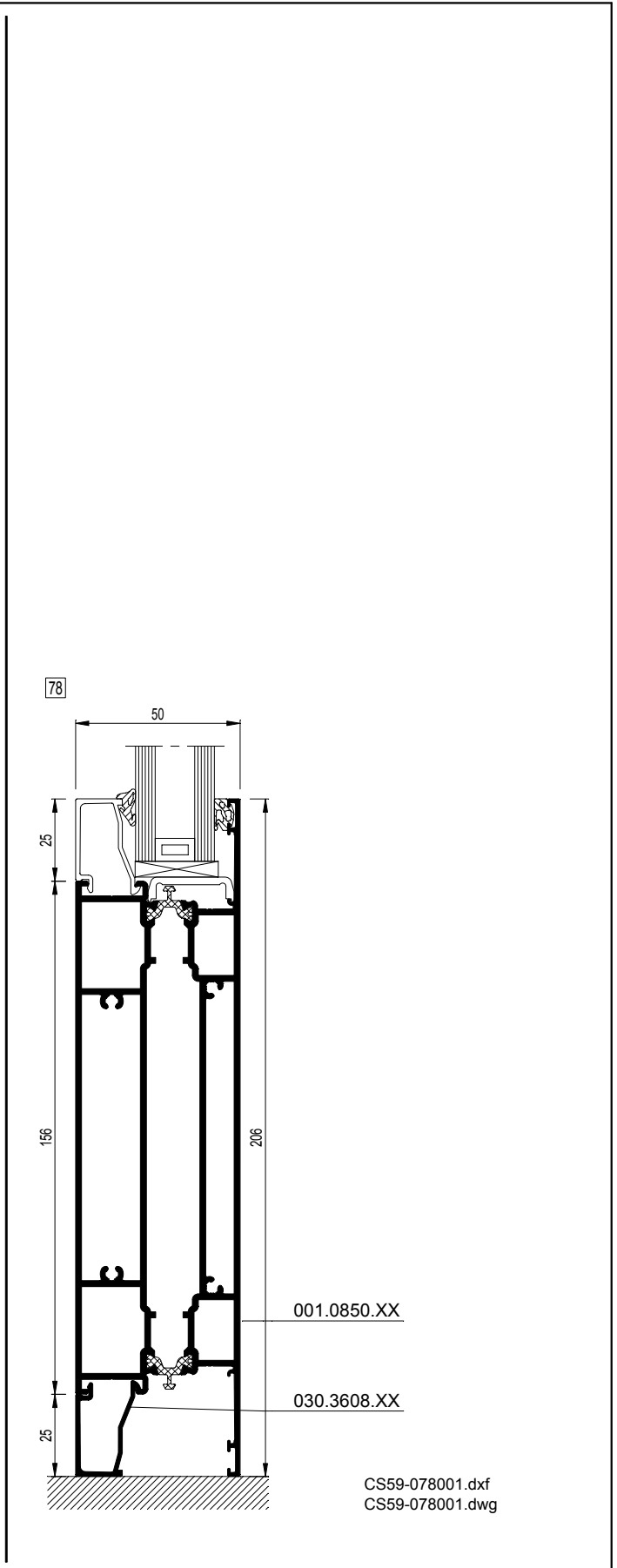
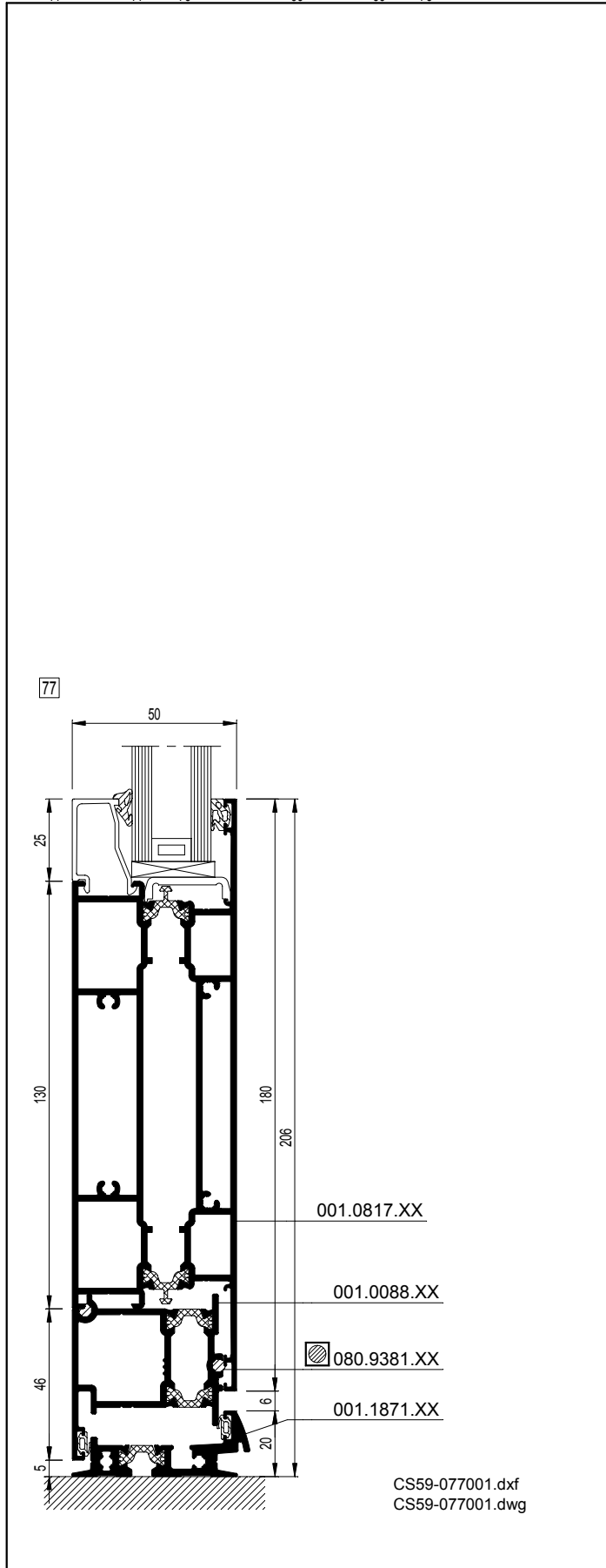
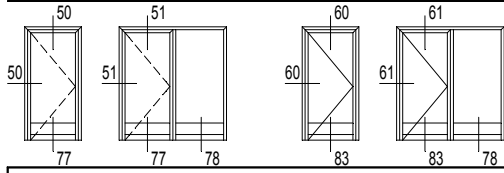
73

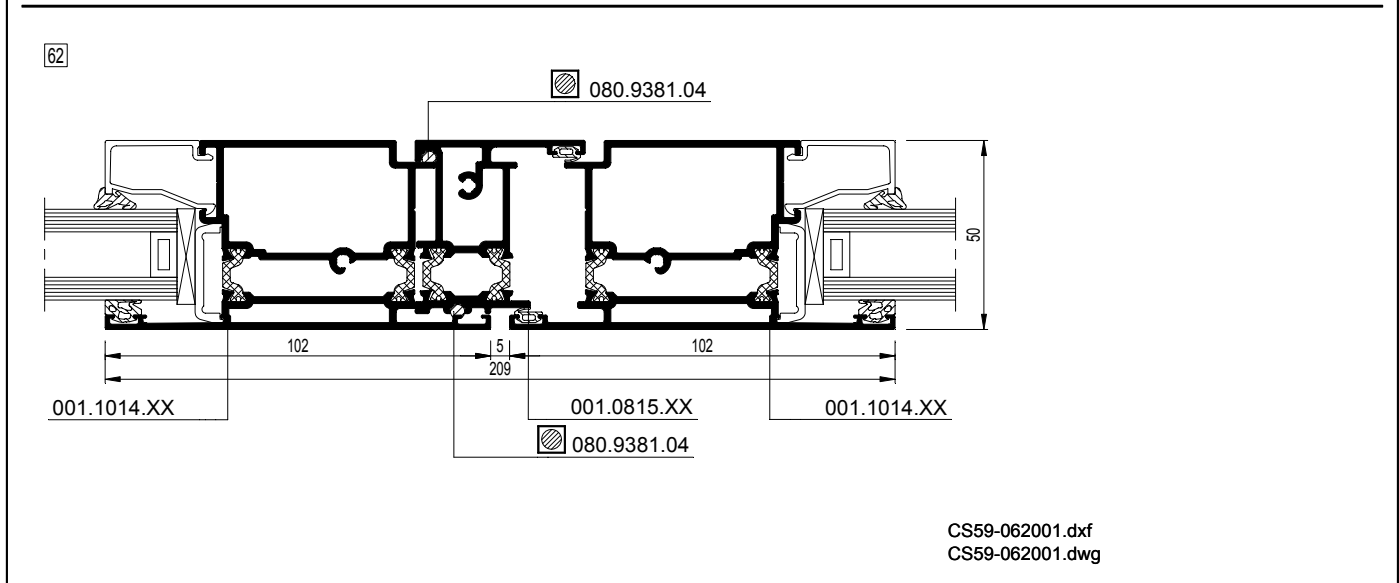
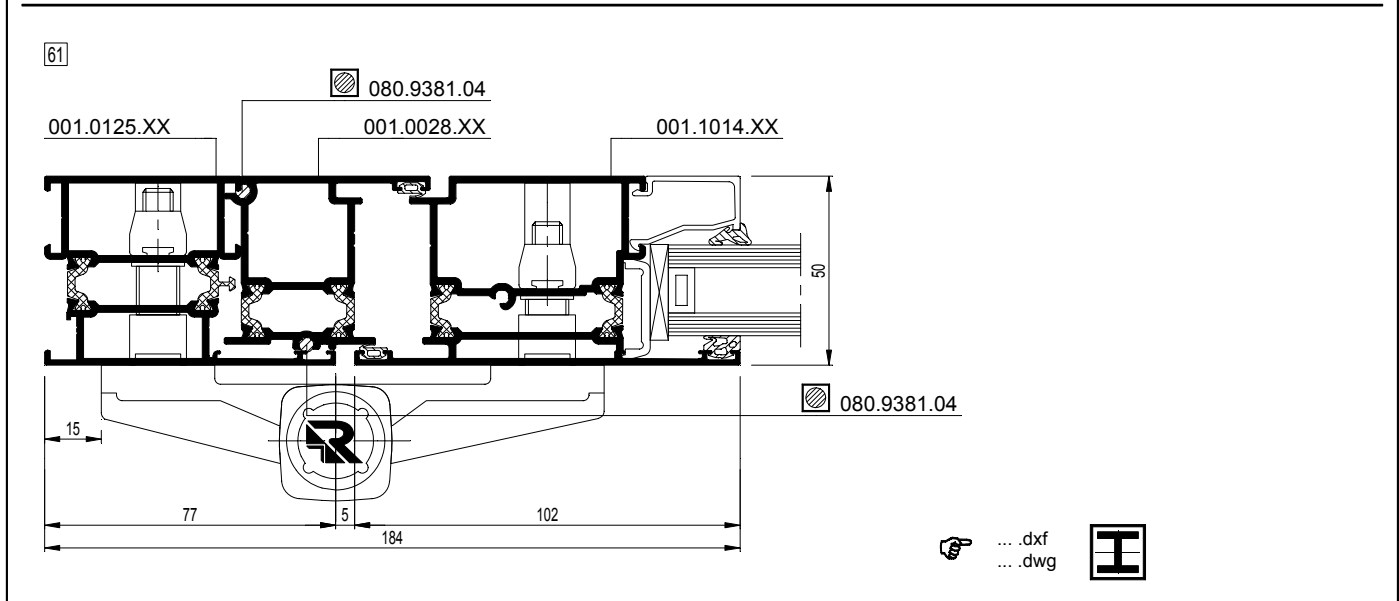
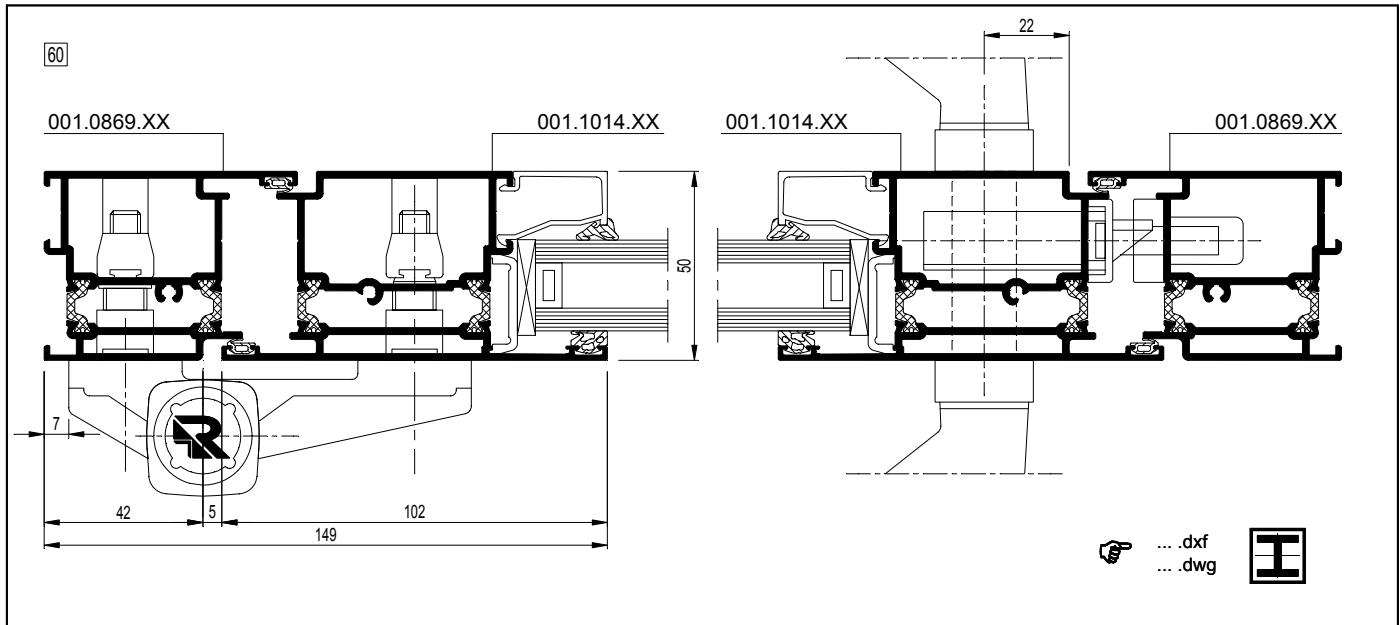
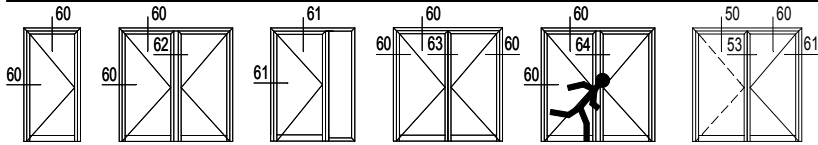


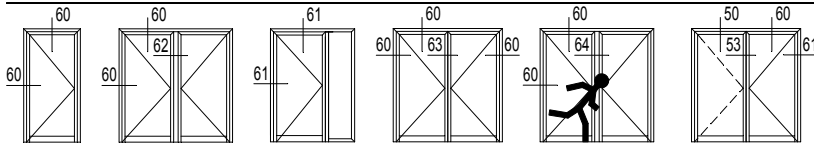






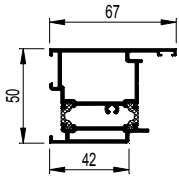






## 001.0869.XX

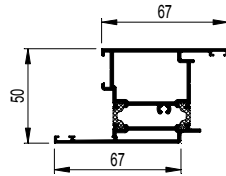
$I_x = 13.173 \text{ cm}^4$



60 CS59-060001.dxf  
 CS59-060001.dwg

## 001.0841.XX

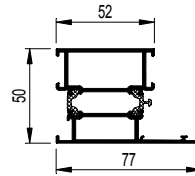
$I_x = 15.068 \text{ cm}^4$



60 CS59-060002.dxf  
 CS59-060002.dwg

## 001.0125.XX

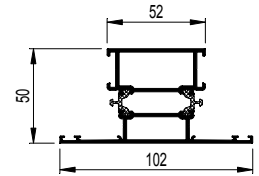
$I_x = 13.179 \text{ cm}^4$



61 CS59-061001.dxf  
 CS59-061001.dwg

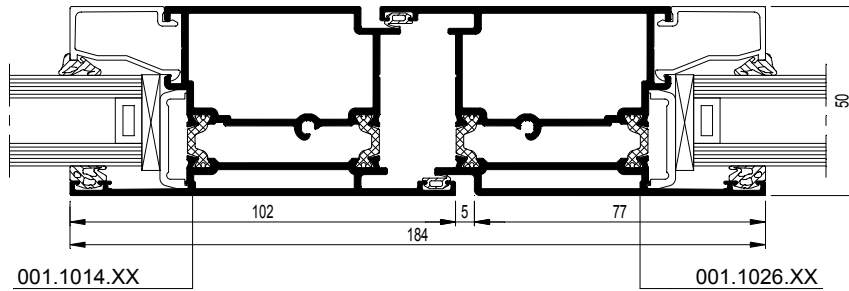
## 001.0114.XX

$I_x = 14.753 \text{ cm}^4$



61 CS59-061002.dxf  
 CS59-061002.dwg

### 63 ZT

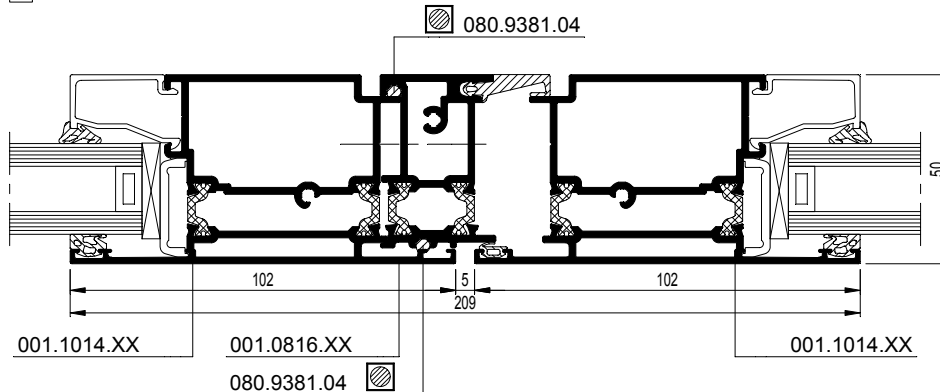


001.1014.XX

001.1026.XX

CS59-063001.dxf  
 CS59-063001.dwg

### 64 Panic



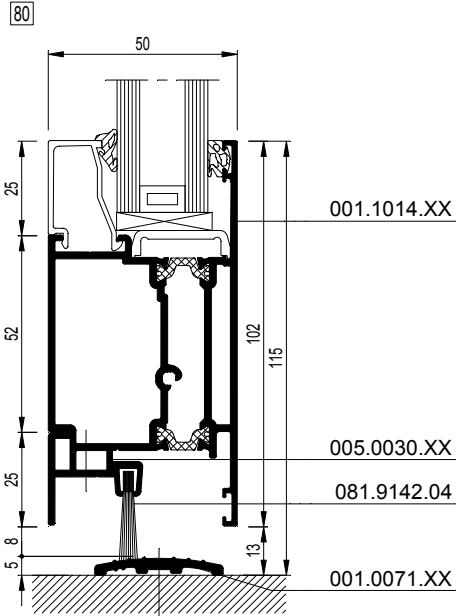
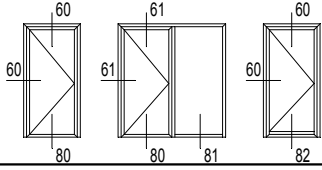
001.1014.XX

001.0816.XX

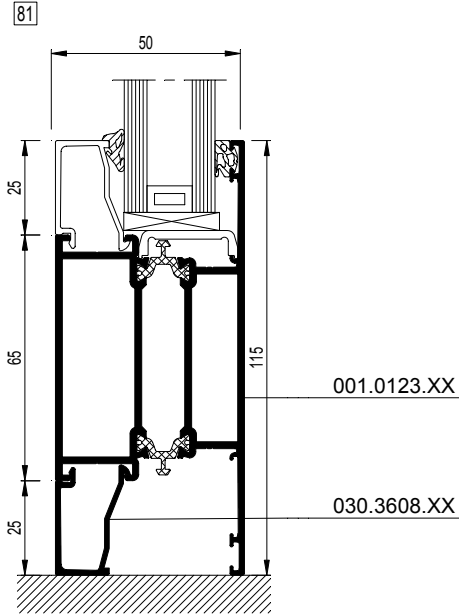
001.1014.XX

080.9381.04

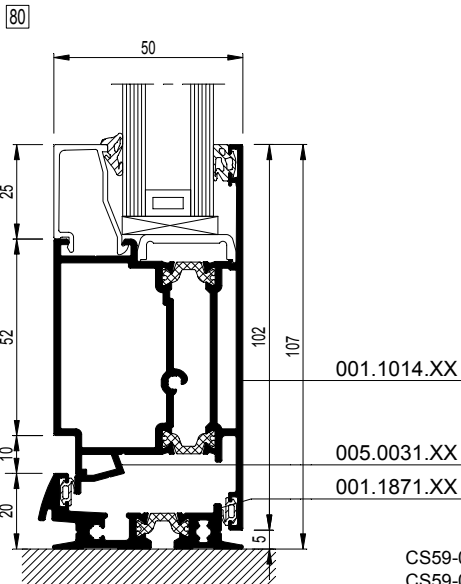
CS59-064001.dxf  
 CS59-064001.dwg



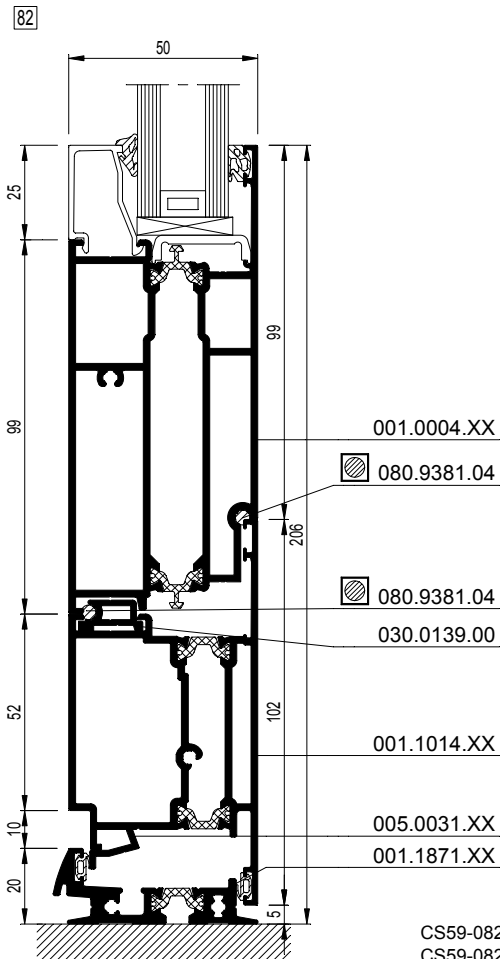
CS59-080001.dxf  
 CS59-080001.dwg



CS59-081001.dxf  
 CS59-081001.dwg



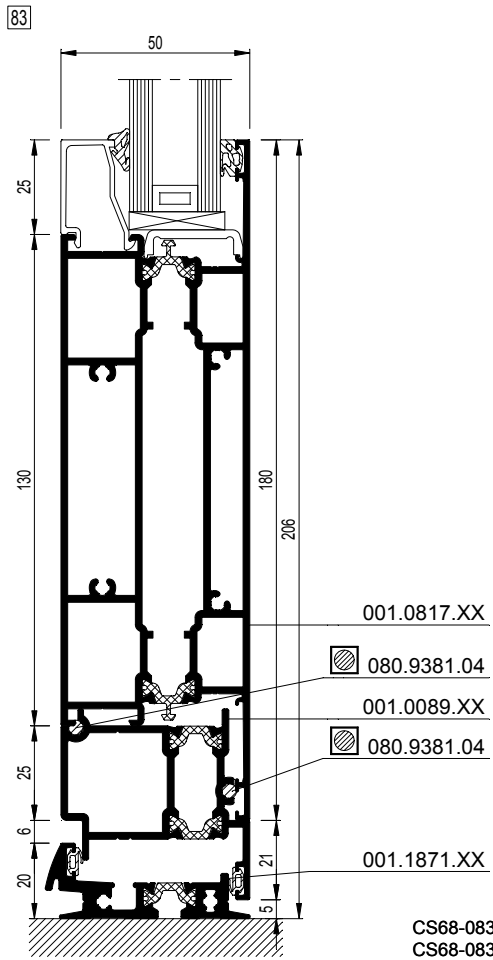
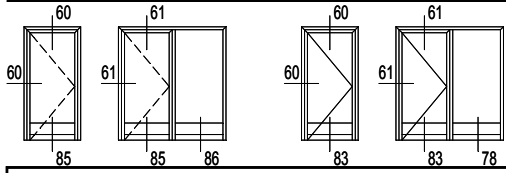
CS59-080002.dxf  
 CS59-080002.dwg




CS59-082001.dxf  
 CS59-082001.dwg

# CS 59

Deuren - Deuren met waterdichte dorpel  
Portes - Portes avec profilé de butée étanche à l'eau  
Doors - Doors with watertight connection profile  
Türen - Türen mit wasserdichtem Anschlagprofil



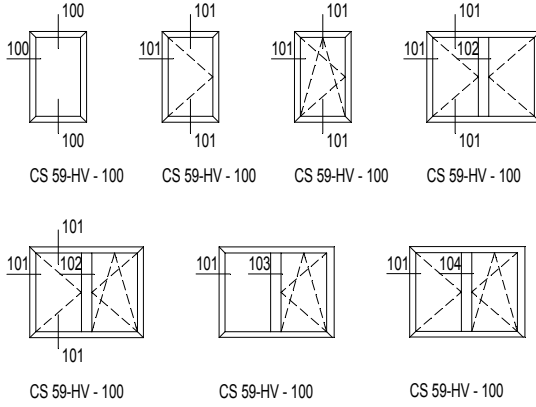


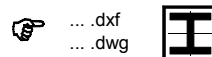
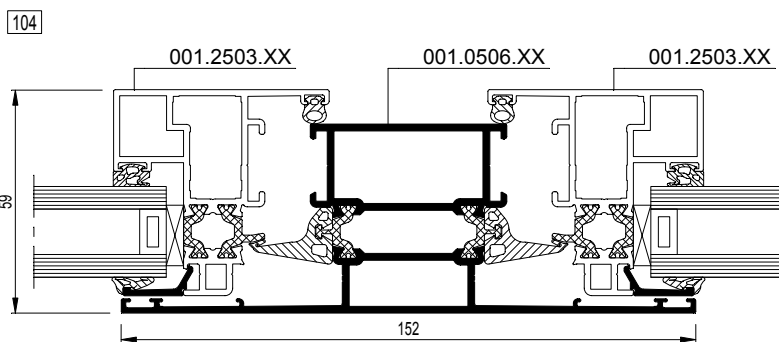
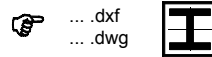
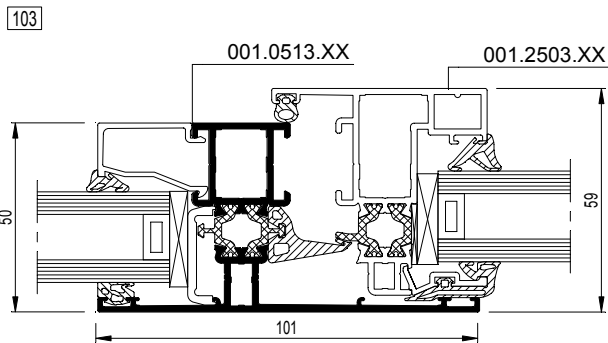
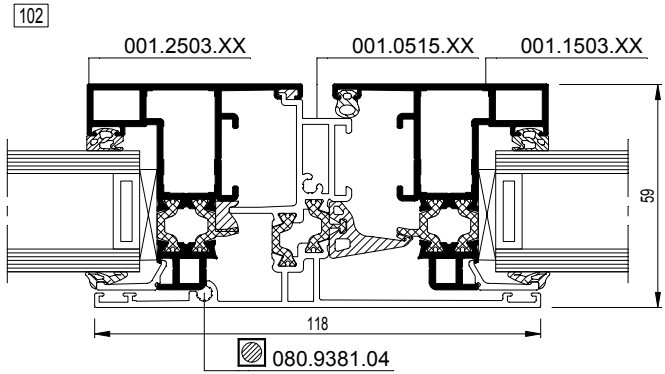
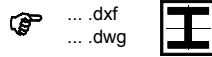
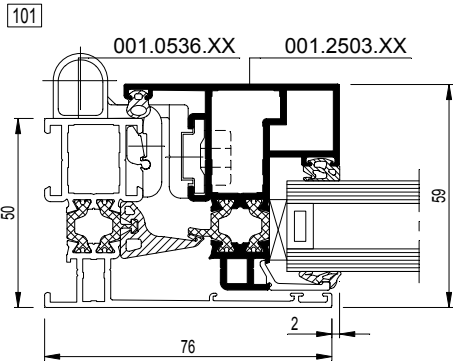
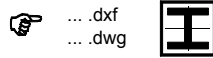
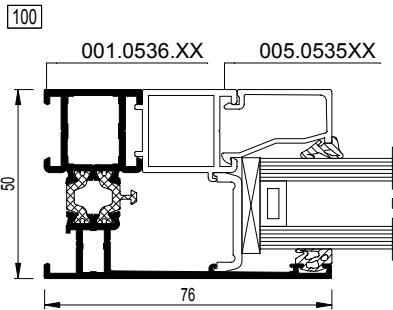
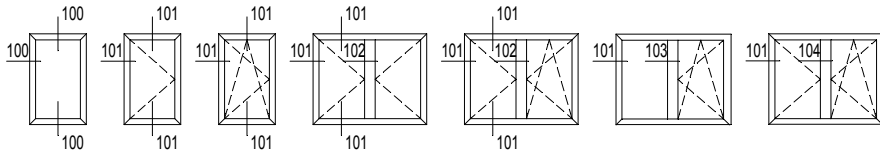


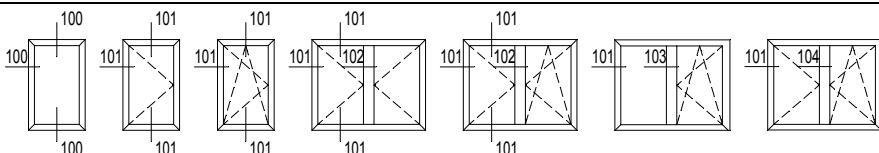


### CS 59 Hidden Vent (CS 59-HV)

Vaste / opengaande elementen

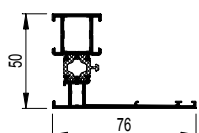






## 001.0536.XX

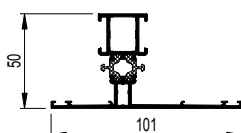
$I_x = 9.786 \text{ cm}^4$



**100** CS59-100001.dxf  
 CS59-100001.dwg

## 001.0513.XX

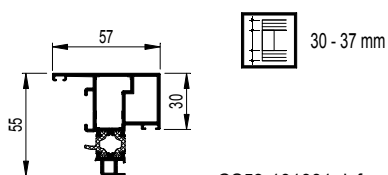
$I_x = 10.917 \text{ cm}^4$



**100** CS59-100002.dxf  
 CS59-100002.dwg

## 001.2502.XX

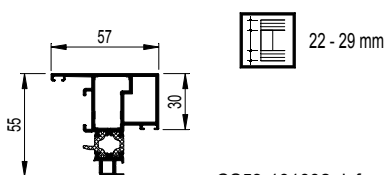
$I_x = 9.167 \text{ cm}^4$



**101** CS59-101001.dxf  
 CS59-101001.dwg  
**102** CS59-102001.dxf  
 CS59-102001.dwg

## 001.2503.XX

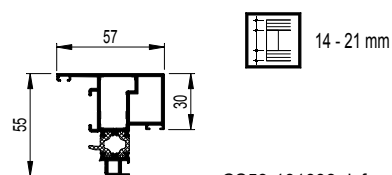
$I_x = 9.040 \text{ cm}^4$



**101** CS59-101002.dxf  
 CS59-101002.dwg  
**102** CS59-102002.dxf  
 CS59-102002.dwg

## 001.2504.XX

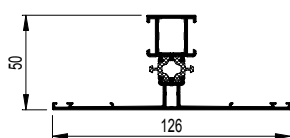
$I_x = 9.196 \text{ cm}^4$



**101** CS59-101003.dxf  
 CS59-101003.dwg  
**102** CS59-102003.dxf  
 CS59-102003.dwg

## 001.0505.XX

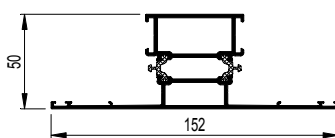
$I_x = 11.797 \text{ cm}^4$



**103** CS59-103001.dxf  
 CS59-103001.dwg  
**104** CS59-104001.dxf  
 CS59-104001.dwg

## 001.0506.XX

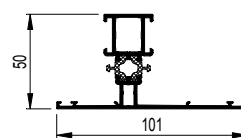
$I_x = 17.181 \text{ cm}^4$




**103** CS59-103002.dxf  
 CS59-103002.dwg  
**104** CS59-104002.dxf  
 CS59-104002.dwg

## 001.0513.XX

$I_x = 10.917 \text{ cm}^4$



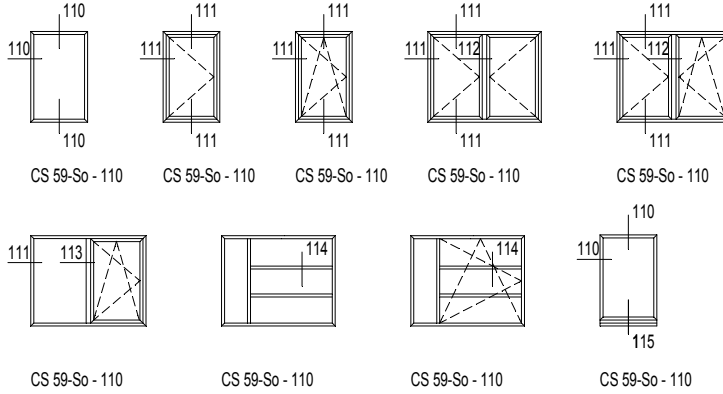
**103** CS59-103003.dxf  
 CS59-103003.dwg

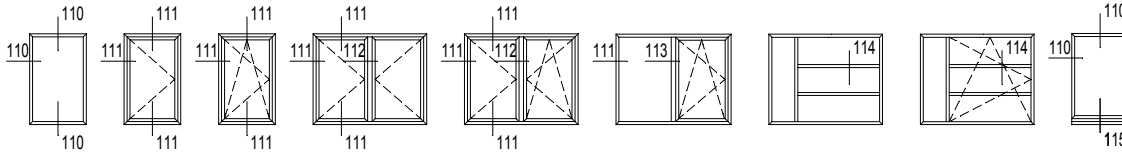




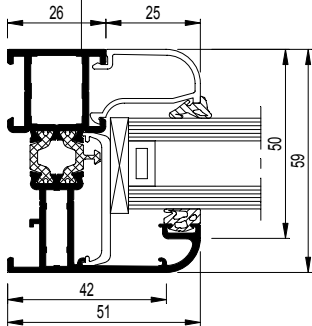
### CS 59 Softline (CS 59-So)

Vaste / opengaande elementen





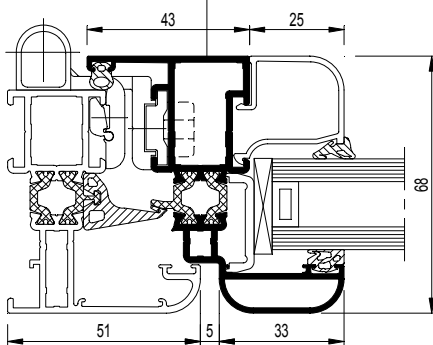
110  
 001.0249.XX



☞ ... .dxf  
 ... .dwg



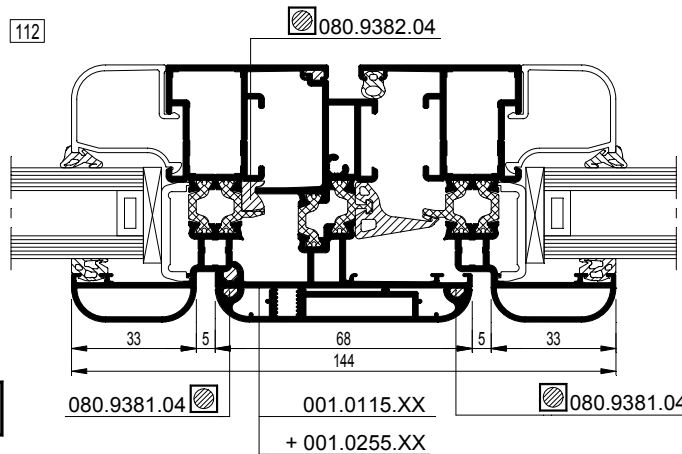
111  
 001.0251.XX



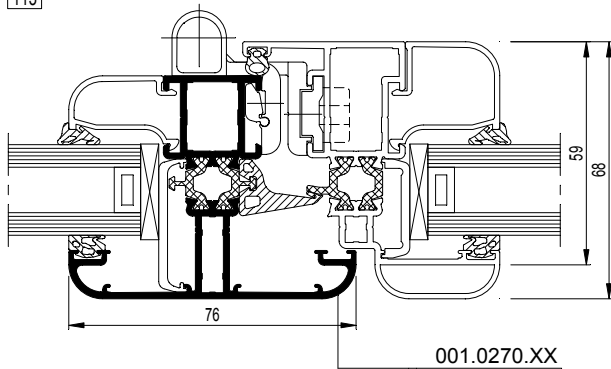
☞ ... .dxf  
 ... .dwg



112



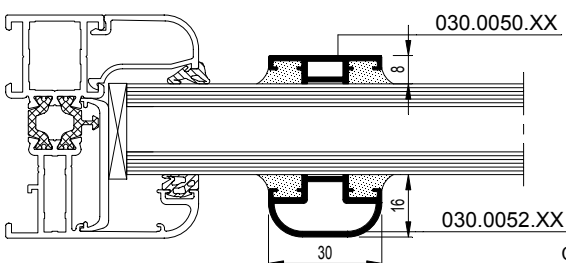
113



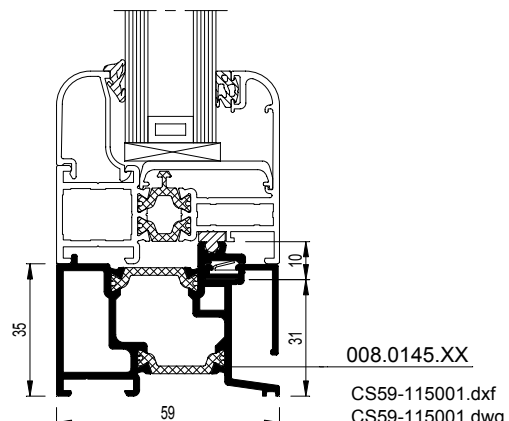
☞ ... .dxf  
 ... .dwg



114

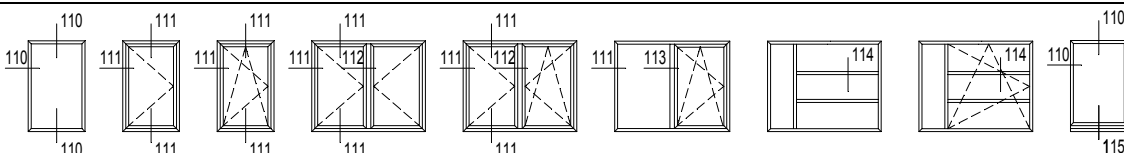


115



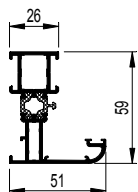
CS59-114001.dxf  
 CS59-114001.dwg

CS59-115001.dxf  
 CS59-115001.dwg



## 001.0249.XX

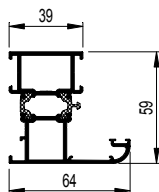
$I_x = 13.100 \text{ cm}^4$



110 CS59-110001.dxf  
 CS59-110001.dwg

## 001.0250.XX

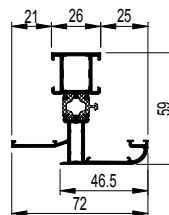
$I_x = 16.776 \text{ cm}^4$



110 CS59-110002.dxf  
 CS59-110002.dwg

## 001.0299.XX

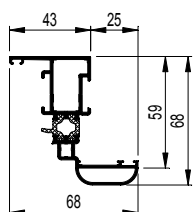
$I_x = 13.434 \text{ cm}^4$



110 CS59-110003.dxf  
 CS59-110003.dwg

## 001.0251.XX

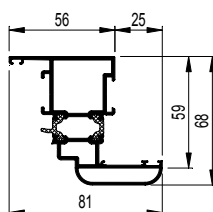
$I_x = 18.104 \text{ cm}^4$



111 CS59-111001.dxf  
 CS59-111001.dwg  
 112 CS59-112001.dxf  
 CS59-112001.dwg

## 001.0203.XX

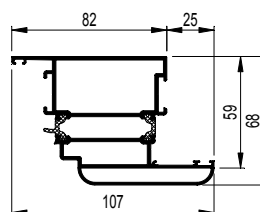
$I_x = 24.190 \text{ cm}^4$



111 CS59-111002.dxf  
 CS59-111002.dwg  
 112 CS59-112002.dxf  
 CS59-112002.dwg

## 001.0252.XX

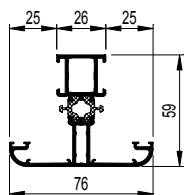
$I_x = 33.521 \text{ cm}^4$



111 CS59-111003.dxf  
 CS59-111003.dwg  
 112 CS59-112003.dxf  
 CS59-112003.dwg

## 001.0270.XX

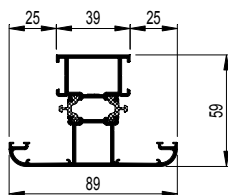
$I_x = 15.367 \text{ cm}^4$




113 CS59-113001.dxf  
 CS59-113001.dwg

## 001.0271.XX

$I_x = 19.312 \text{ cm}^4$



113 CS59-113002.dxf  
 CS59-113002.dwg

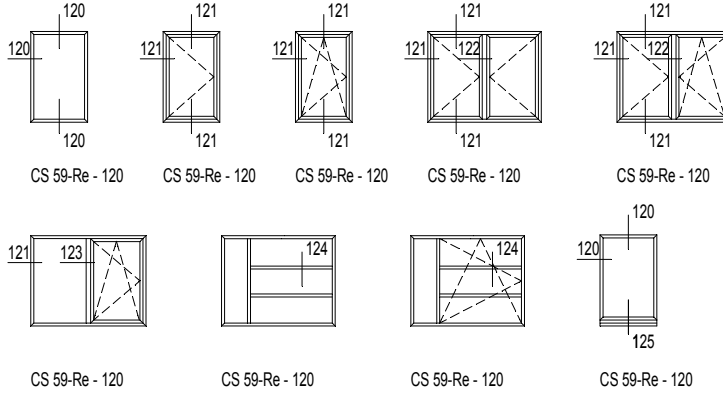


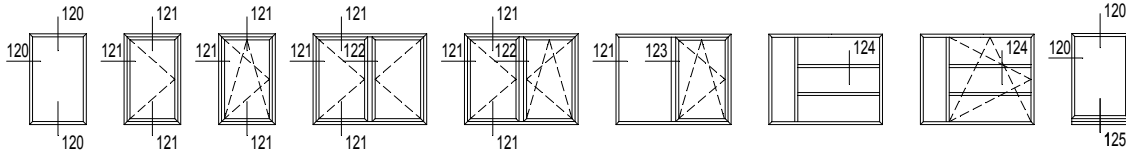




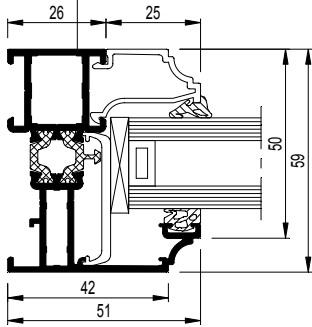
### CS 59 Renaissance (CS 59-Re)

Vaste / opengaande elementen





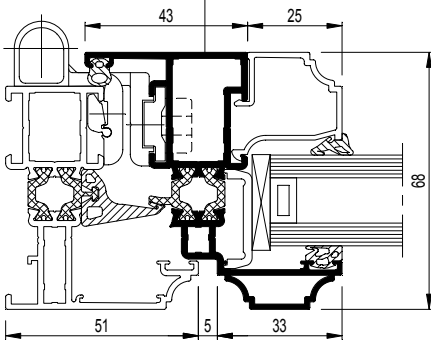
120 005.0236.XX



... .dxf  
 ... .dwg



121 001.0202.XX

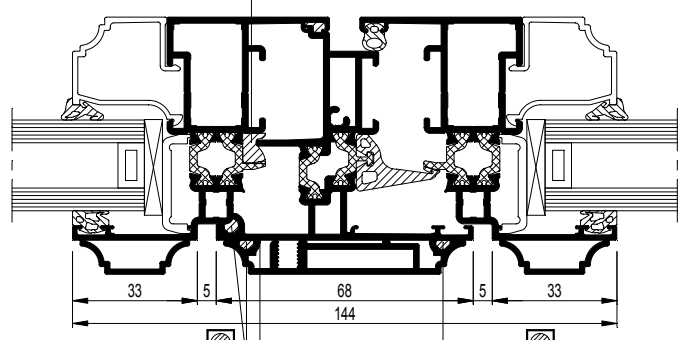


... .dxf  
 ... .dwg



122

080.9382.04



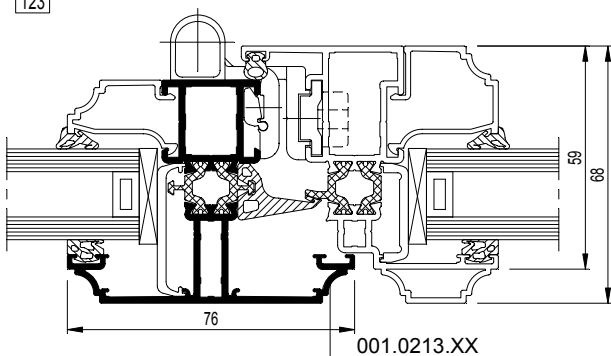
080.9381.04

001.0115.XX

080.9381.04

+ 001.0215.XX

123



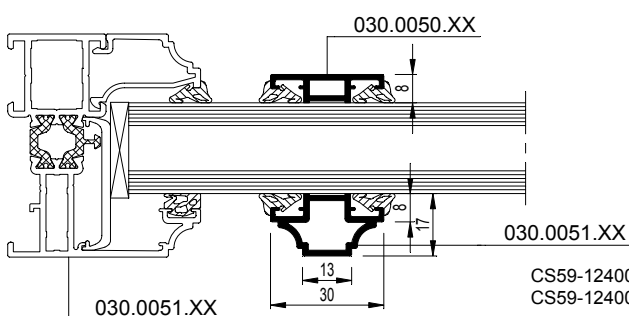
001.0213.XX



... .dxf  
 ... .dwg



124

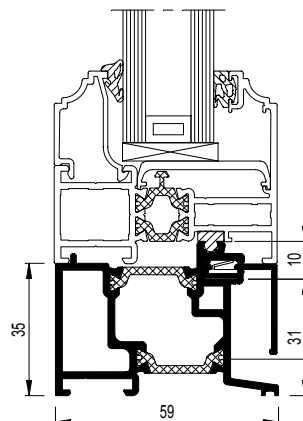


030.0051.XX

CS59-124001.dxf  
 CS59-124001.dwg

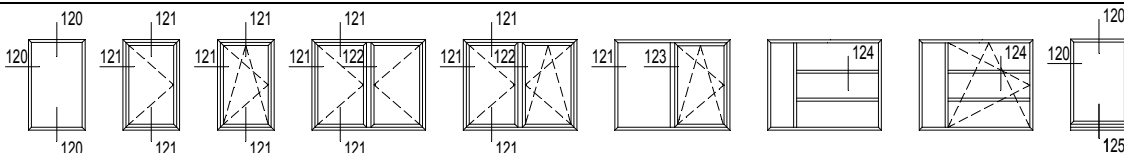
030.0051.XX

125



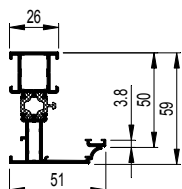
CS59-125001.dxf  
 CS59-125001.dwg

008.0145.XX



## 001.0236.XX

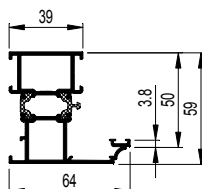
$I_x = 12.752 \text{ cm}^4$



120 CS59-120001.dxf  
 CS59-120001.dwg

## 001.0216.XX

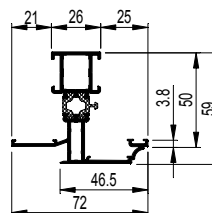
$I_x = 16.396 \text{ cm}^4$



120 CS59-120002.dxf  
 CS59-120002.dwg

## 001.0239.XX

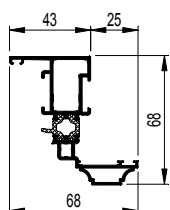
$I_x = 13.112 \text{ cm}^4$



120 CS59-120003.dxf  
 CS59-120003.dwg

## 001.0202.XX

$I_x = 17.659 \text{ cm}^4$

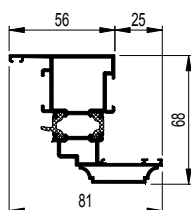


121 CS59-121001.dxf  
 CS59-121001.dwg

122 CS59-122001.dxf  
 CS59-122001.dwg

## 001.0292.XX

$I_x = 23.754 \text{ cm}^4$

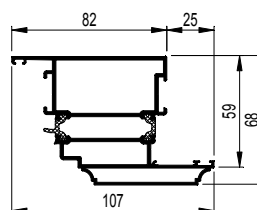


121 CS59-121002.dxf  
 CS59-121002.dwg

122 CS59-122002.dxf  
 CS59-122002.dwg

## 001.0221.XX

$I_x = 33.113 \text{ cm}^4$

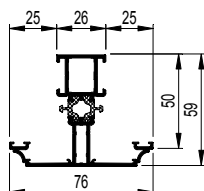


121 CS59-121003.dxf  
 CS59-121003.dwg

122 CS59-122003.dxf  
 CS59-122003.dwg

## 001.0213.XX

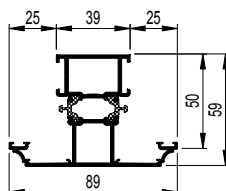
$I_x = 14.830 \text{ cm}^4$




123 CS59-123001.dxf  
 CS59-123001.dwg

## 001.0220.XX

$I_x = 18.713 \text{ cm}^4$



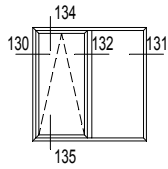
123 CS59-123002.dxf  
 CS59-123002.dwg



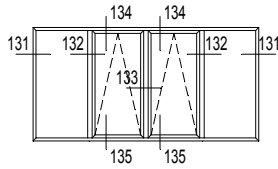


### CS 59 Front (CS 59-Fr)

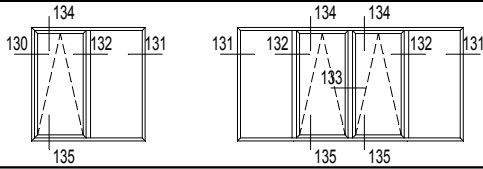
Schuif-kipdeur



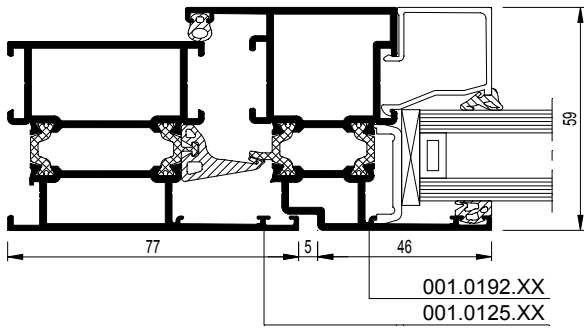
CS 59-Fr - 130  
CS 59-Fr - 131



CS 59-Fr - 130  
CS 59-Fr - 131

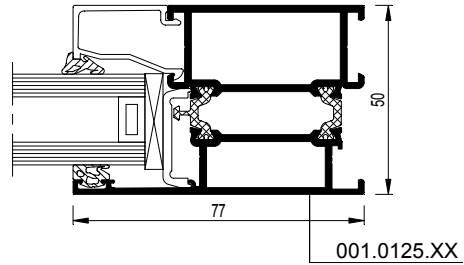


130 11



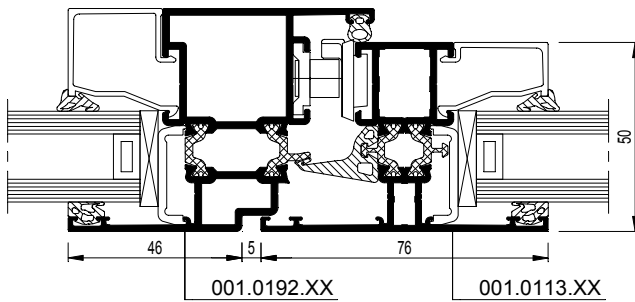
CS59-130001.dxf  
 CS59-130001.dwg

131 1



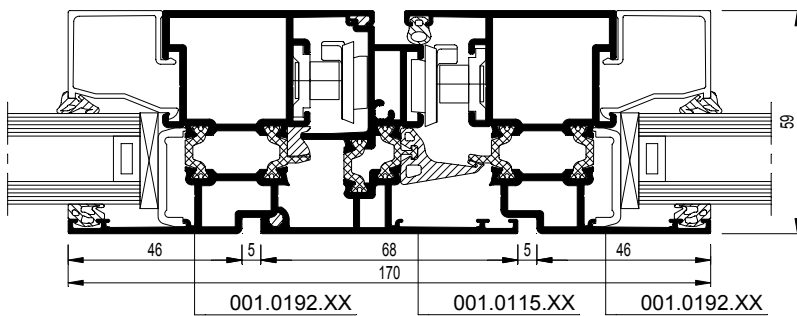
CS59-131001.dxf  
 CS59-131001.dwg

132 21

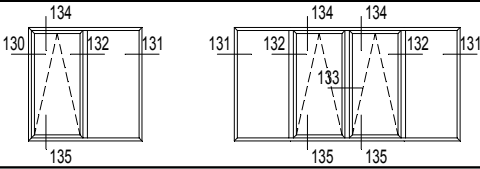


CS59-132001.dxf  
 CS59-132001.dwg

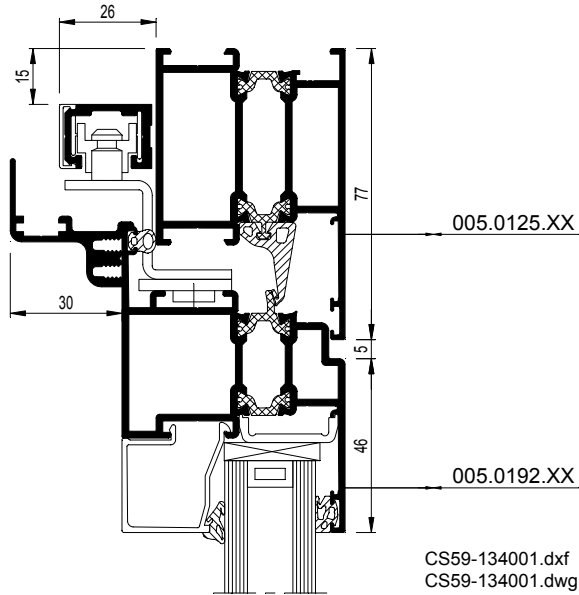
133 12



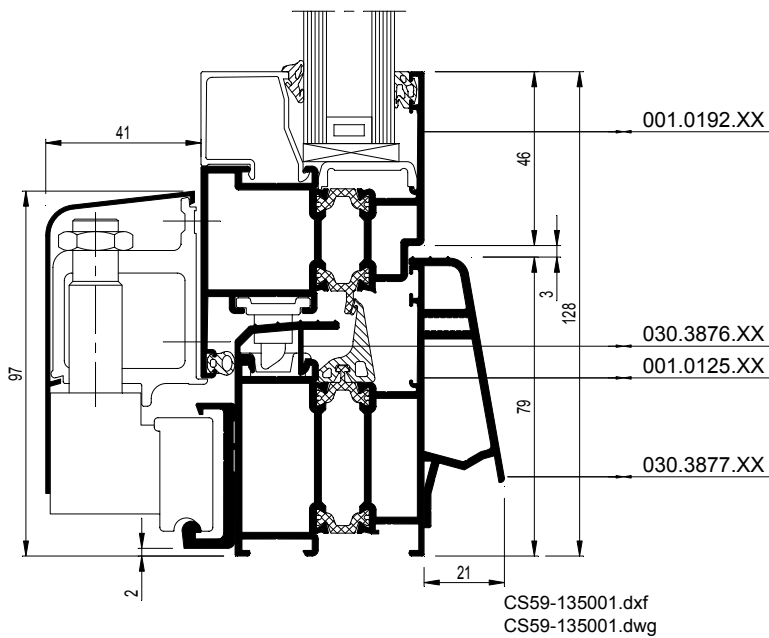
CS59-133001.dxf  
 CS59-133001.dwg




134



135



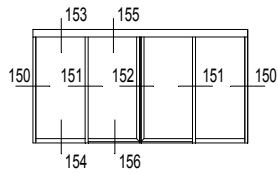




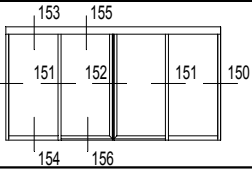


### CS 59 Automatic Sliding Door (CS 59-AD)

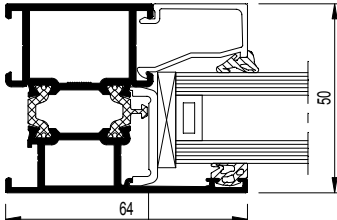
#### Schuifdeuren



- CS 59-SD - 150
- CS 59-SD - 153
- CS 59-SD - 154



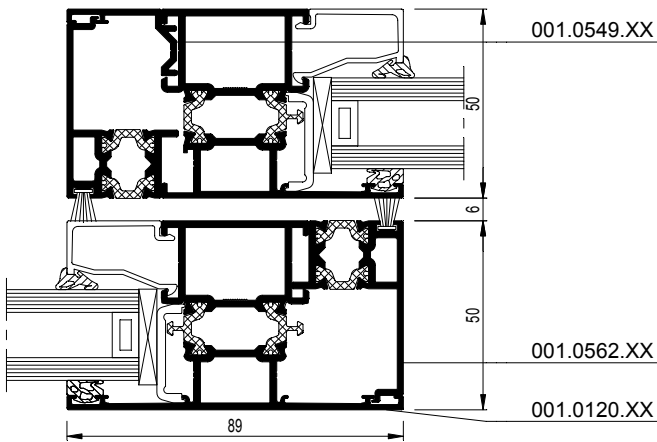
150



001.0183.XX

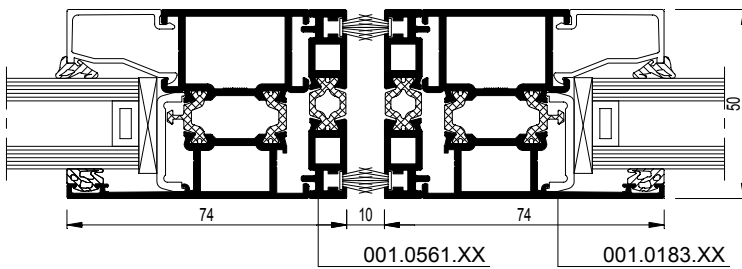
CS59-150001.dxf  
CS59-150001.dwg

151

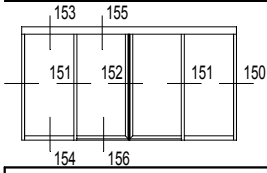


CS59-151001.dxf  
CS59-151001.dwg

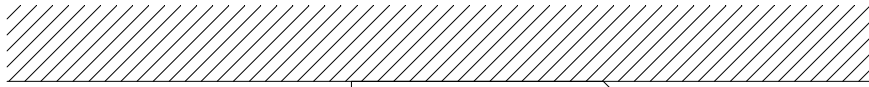
152



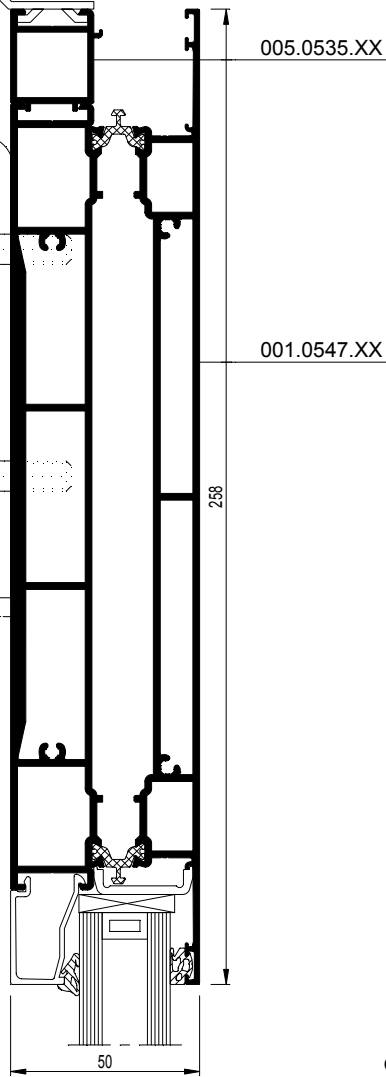
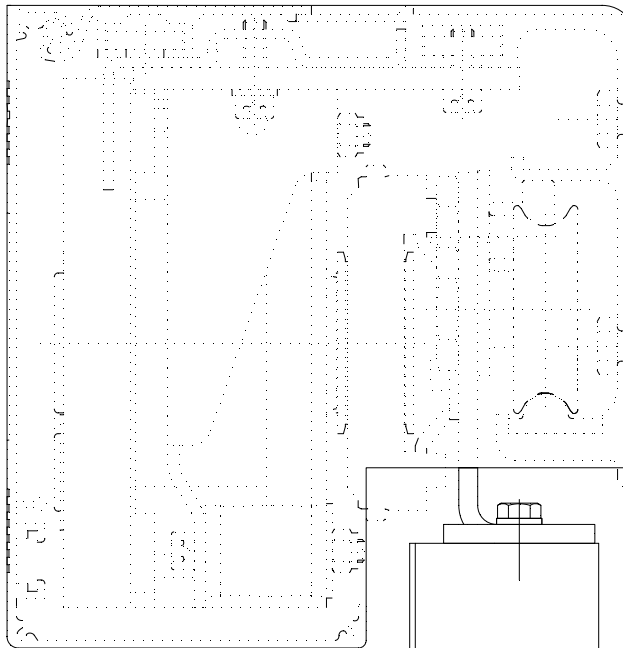
CS59-152001.dxf  
CS59-152001.dwg



153

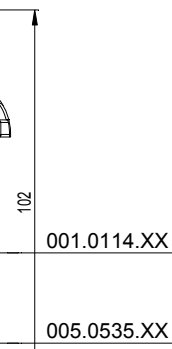
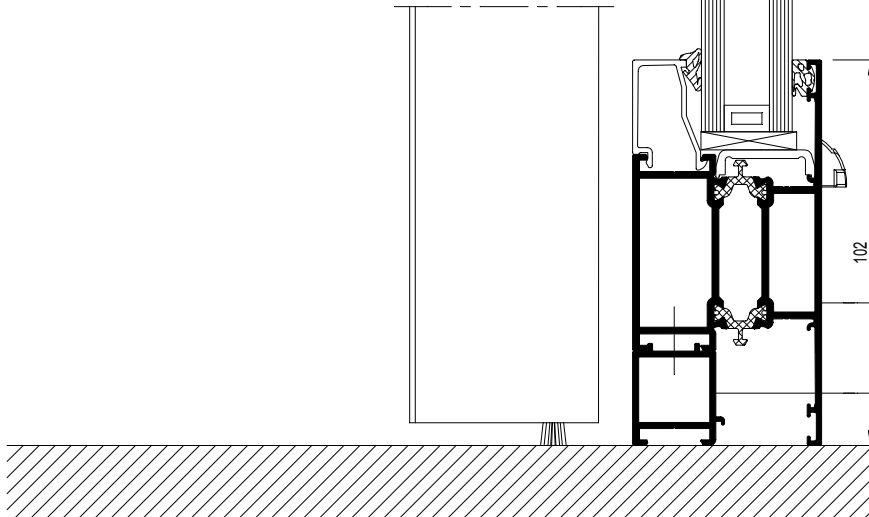


Mechanisme automatische deur  
Mécanisme pour porte automatique  
Automat für Schiebetür  
Mechanism automatic door

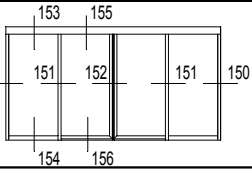


CS59-153001.dxf  
CS59-153001.dwg

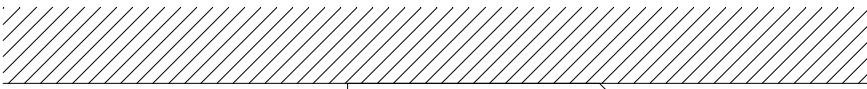
154



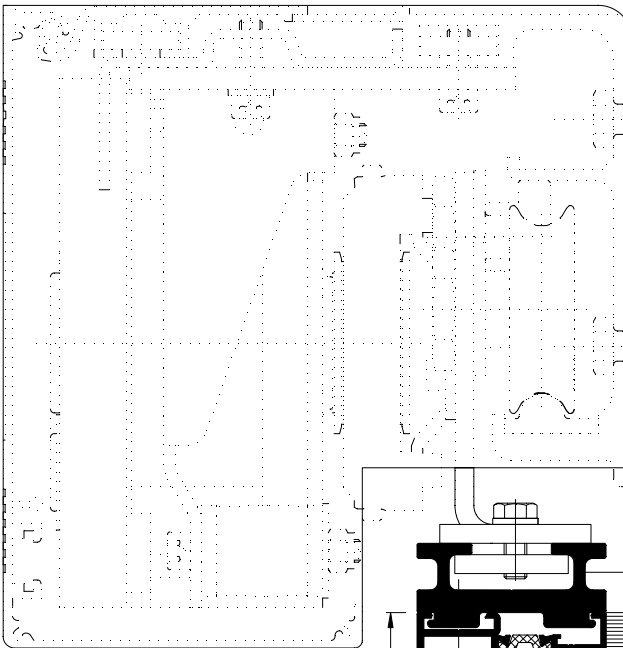
CS59-154001.dxf  
CS59-154001.dwg



155



Mechanisme automatische deur  
Mécanisme pour porte automatique  
Automat für Schiebetür  
Mechanism automatic door



005.0535.XX

268

001.0547.XX

001.0599.XX

001.0183.XX

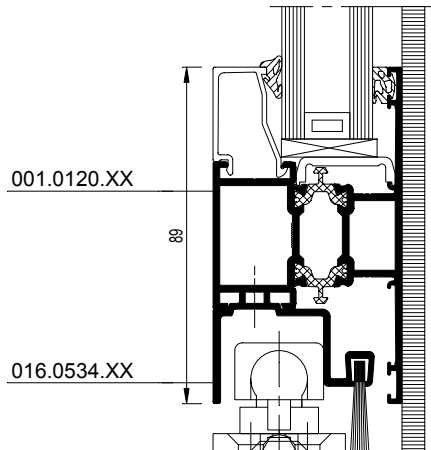
64

001.0562.XX

50 6 50

CS59-155001.dxf  
CS59-155001.dwg

156



001.0120.XX

88

016.0534.XX

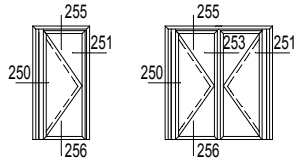
CS59-156001.dxf  
CS59-156001.dwg



## CS 59-SD Swing Door (CS 59-SD)

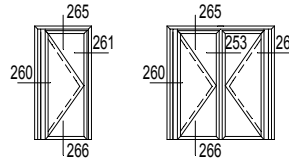
### 1 Deur met vingerbeveiliging

#### Kozijndorpelveer deur met vingerbeveiliging



CS 59-SD - 250  
CS 59-SD - 251

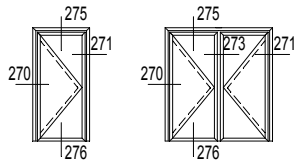
#### Vloerveer deur met vingerbeveiliging



CS 59-SD - 256  
CS 59-SD - 257

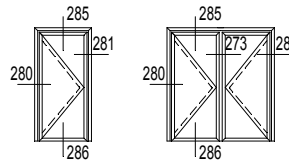
### 2 Deur zonder vingerbeveiliging

#### Kozijndorpelveer deur zonder vingerbeveiliging



CS 59-SD - 260  
CS 59-SD - 261

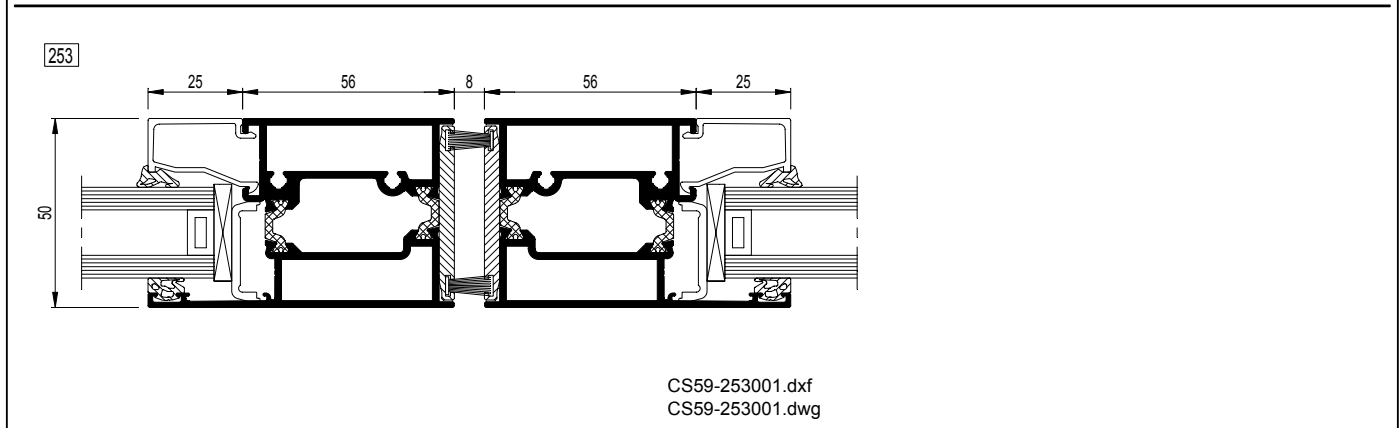
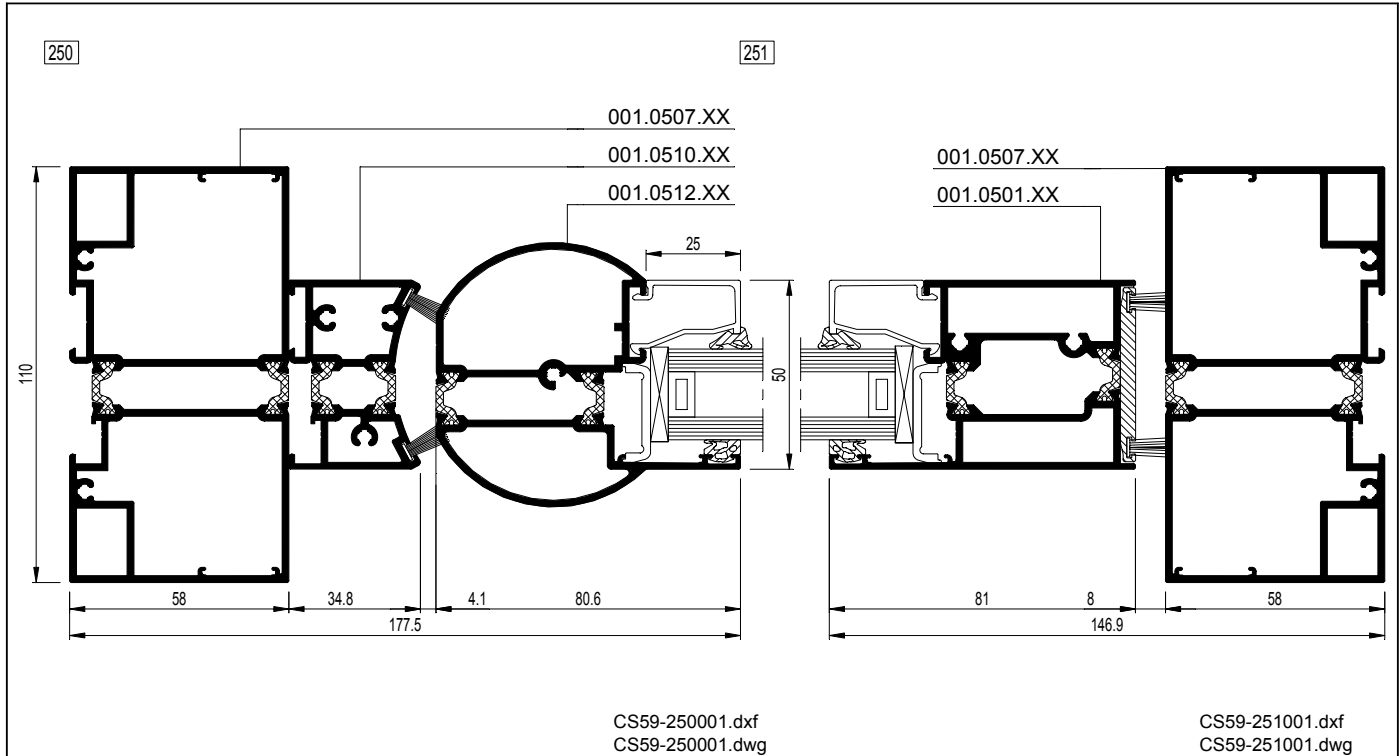
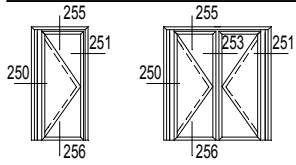
#### vloerveer deur zonder vingerbeveiliging



CS 59-SD - 266  
CS 59-SD - 267

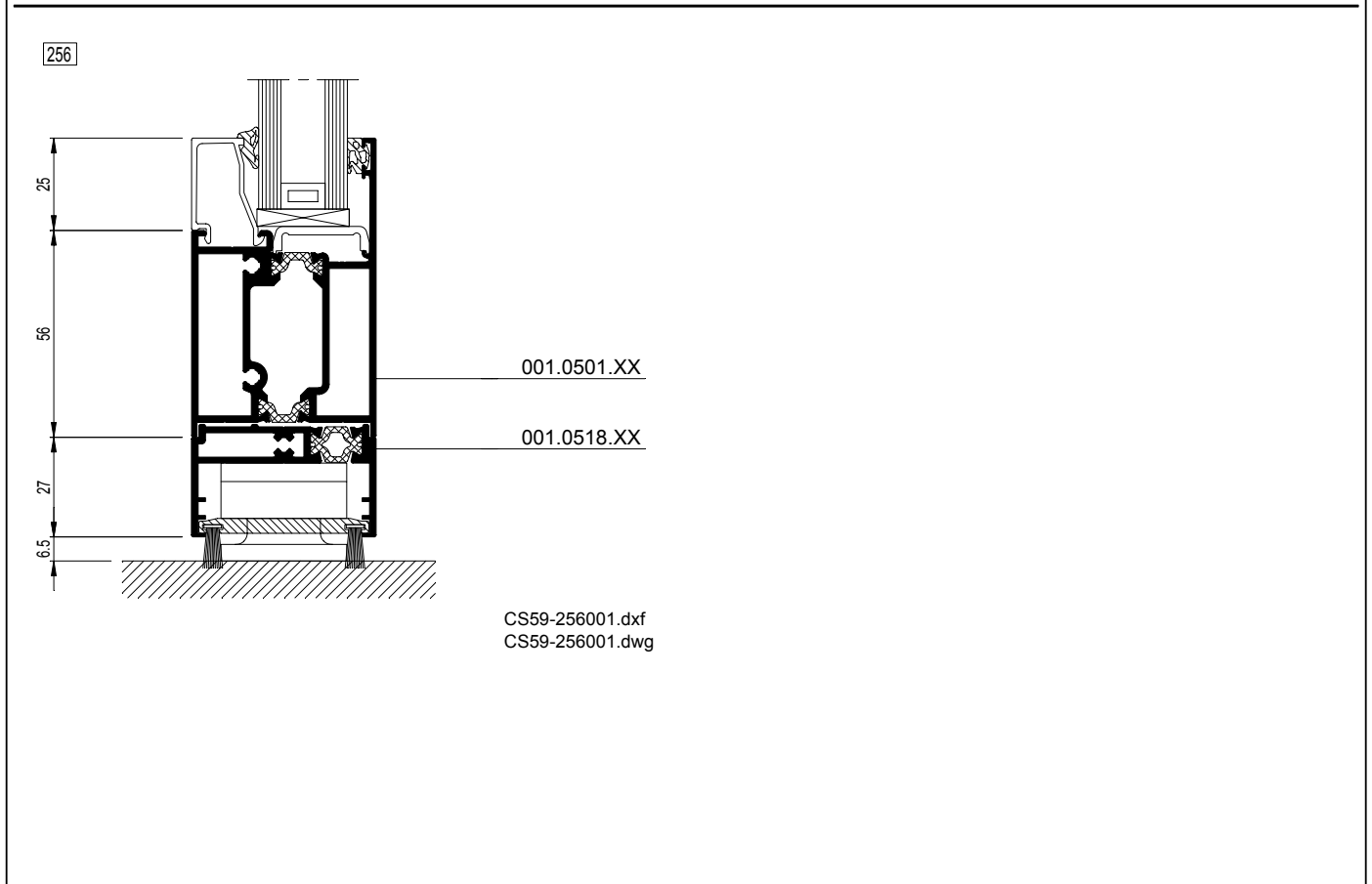
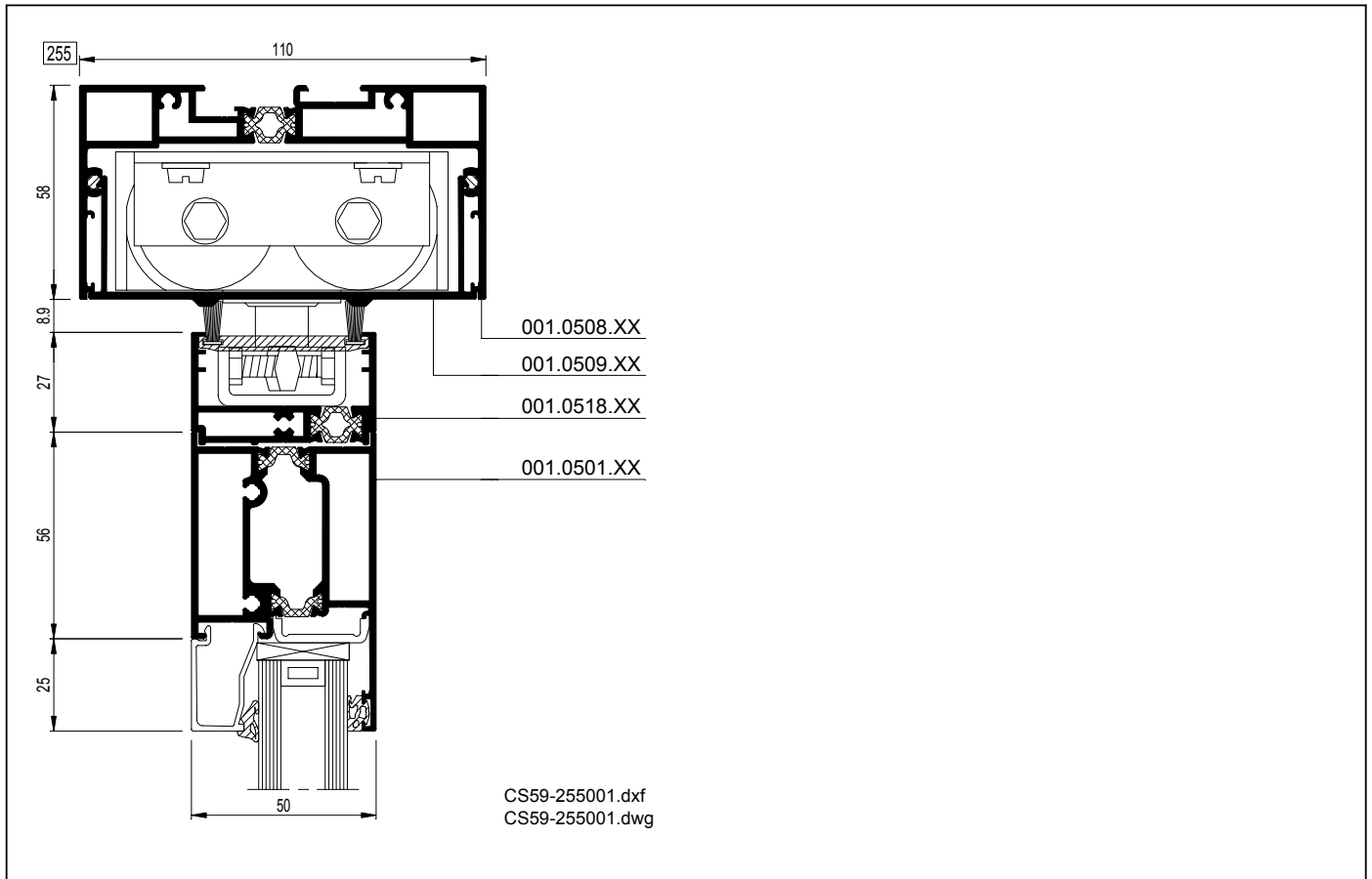
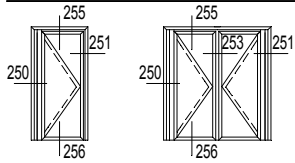
# CS 59-SD

Deur met vingerbeveiliging - Kozijndorpelveer deur met vingerbeveiliging  
 Porte avec anti-pince-doigts - Pivot de frein aerien porte avec anti-pince-doigts  
 Door with finger protection - Overhead closer door with finger protection  
 Einzelne Tür mit Fingerschutz - Rohrtuerschliesser Tür mit Fingerschutz



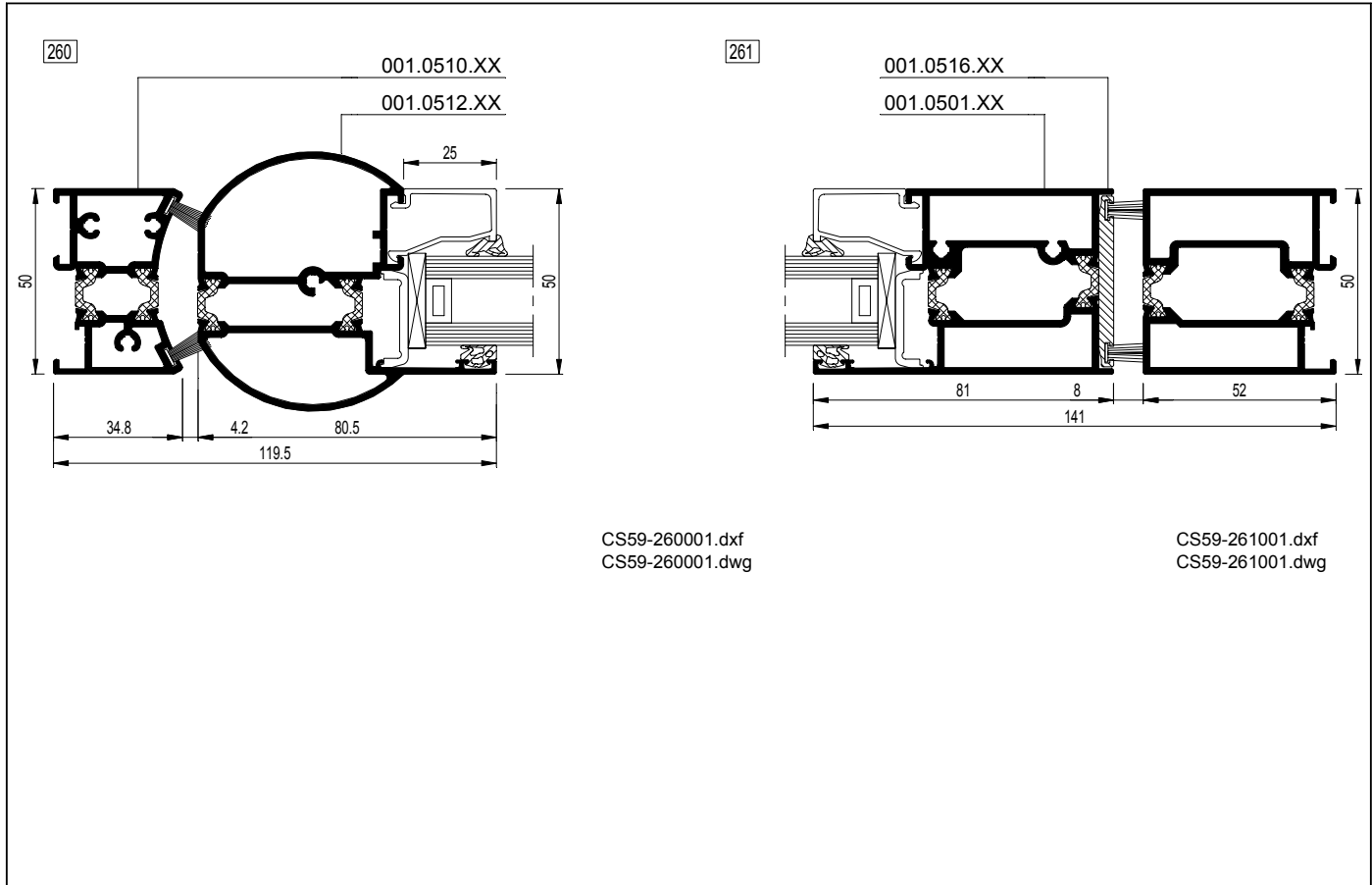
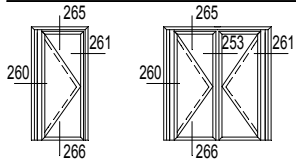
# CS 59-SD

Deur met vingerbeveiliging - Kozijndorpelveer deur met vingerbeveiliging  
Porte avec anti-pince-doigts - Pivot de frein aerien porte avec anti-pince-doigts  
Door with finger protection - Overhead closer door with finger protection  
Einzelne Tür mit Fingerschutz - Rohrtuerschliesser Tür mit Fingerschutz



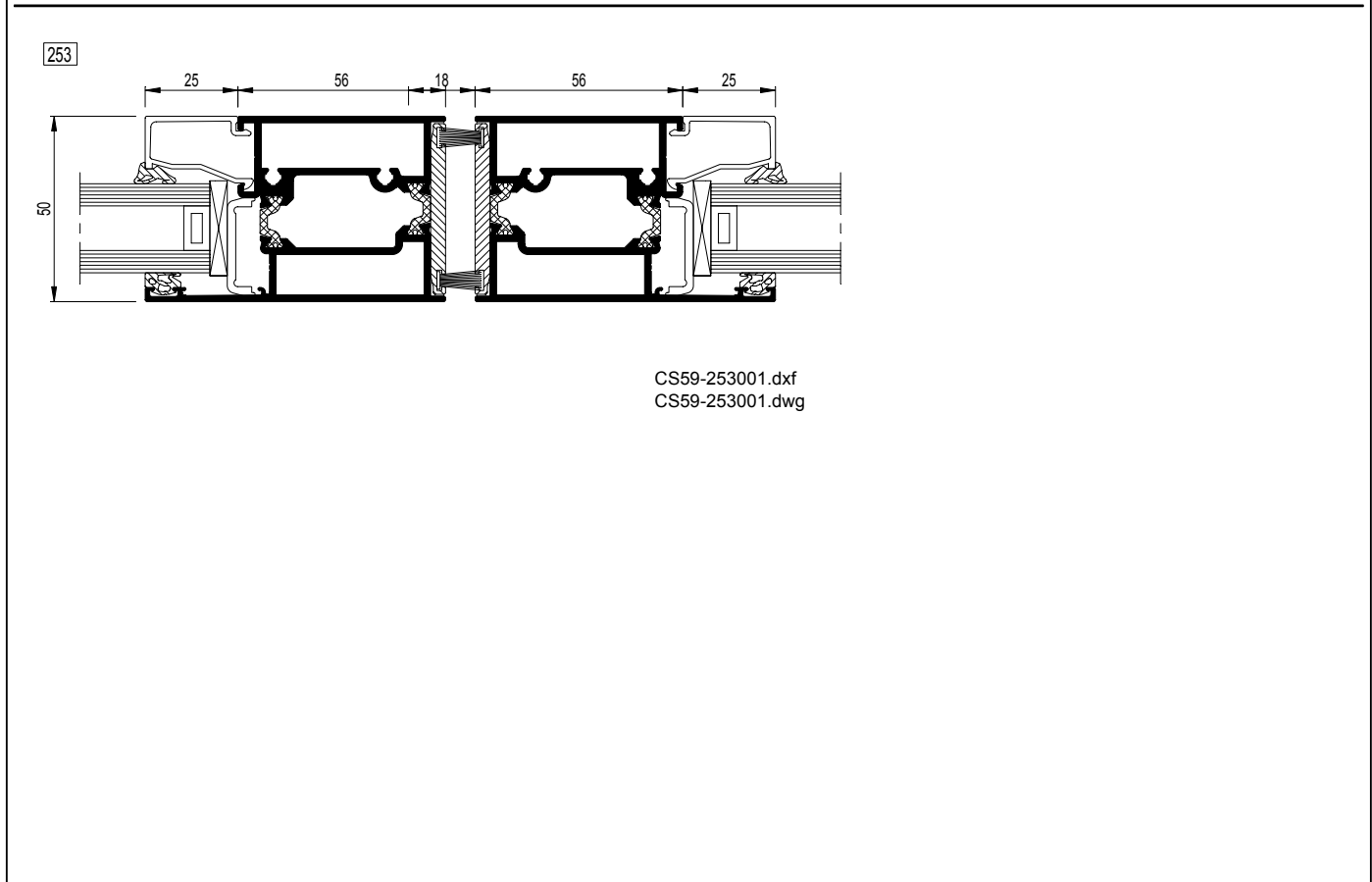
# CS 59-SD

Deur met vingerbeveiliging - Vloerveer deur met vingerbeveiliging  
 Porte avec anti-pince-doigts - Pivot de frein au sol porte avec anti-pince-doigts  
 Door with finger protection - Floor closer door with finger protection  
 Einzelne Tür mit Fingerschutz - Bodentuerschliesser Tür mit Fingerschutz



CS59-260001.dxf  
 CS59-260001.dwg

CS59-261001.dxf  
 CS59-261001.dwg

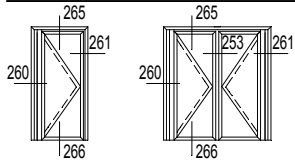


CS59-253001.dxf  
 CS59-253001.dwg

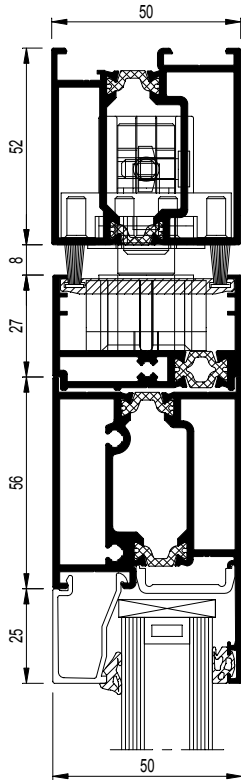


# CS 59-SD

Deur met vingerbeveiliging - Kozijndorpelveer deur met vingerbeveiliging  
Porte avec anti-pince-doigts - Pivots de frein aerien porte avec anti-pince-doigts  
Door with finger protection - Overhead closer door with finger protection  
Einzelne Tür mit Fingerschutz - Rohrtuerschliesser Tür mit Fingerschutz



265



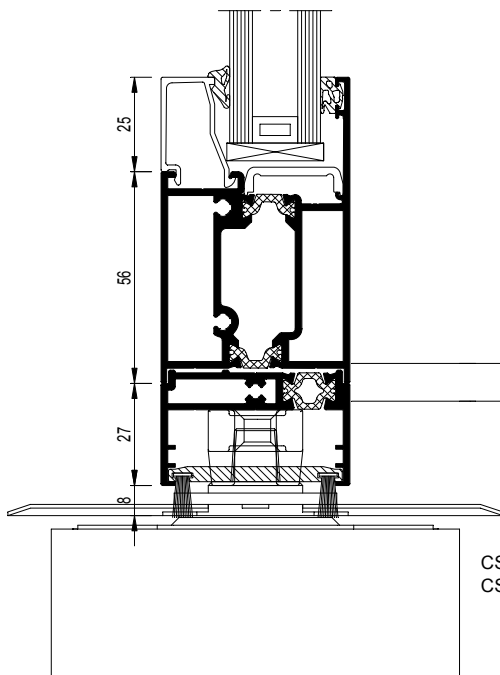
001.0516.XX

001.0518.XX

001.0501.XX

CS59-265001.dxf  
CS59-265001.dwg

266



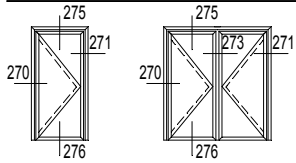
001.0501.XX

001.0518.XX

CS59-266001.dxf  
CS59-266001.dwg

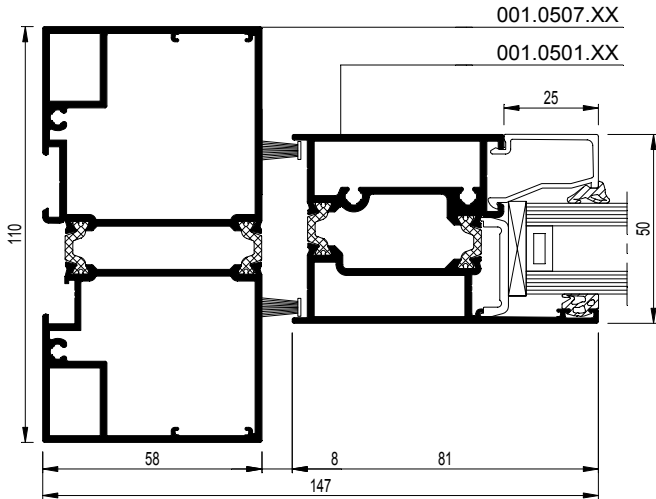
# CS 59-SD

Deur zonder vingerbeveiliging - Kozijndorpelveer deur zonder vingerbeveiliging  
 Porte sans anti-pince-doigts - Pivot de frein aerien porte sans anti-pince-doigts  
 Door without finger protection - Overhead closer door without finger protection  
 Einzelne Tür ohne Fingerschutz - Rohrtuerschliesser Tür ohne Fingerschutz

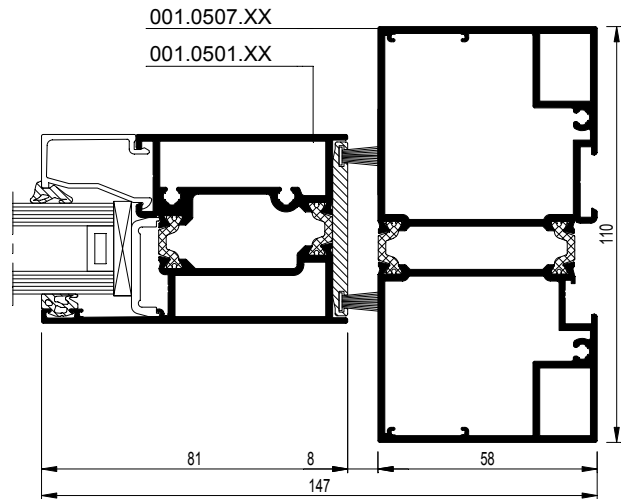


270

271

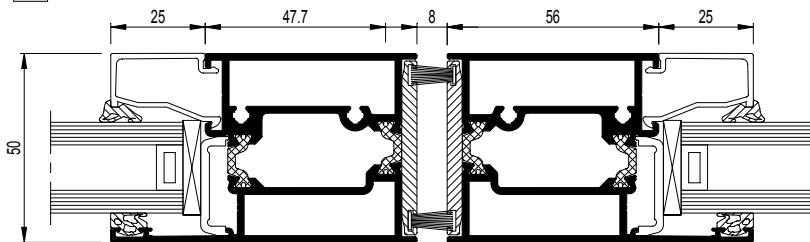


CS59-270001.dxf  
 CS59-270001.dwg



CS59-271001.dxf  
 CS59-271001.dwg

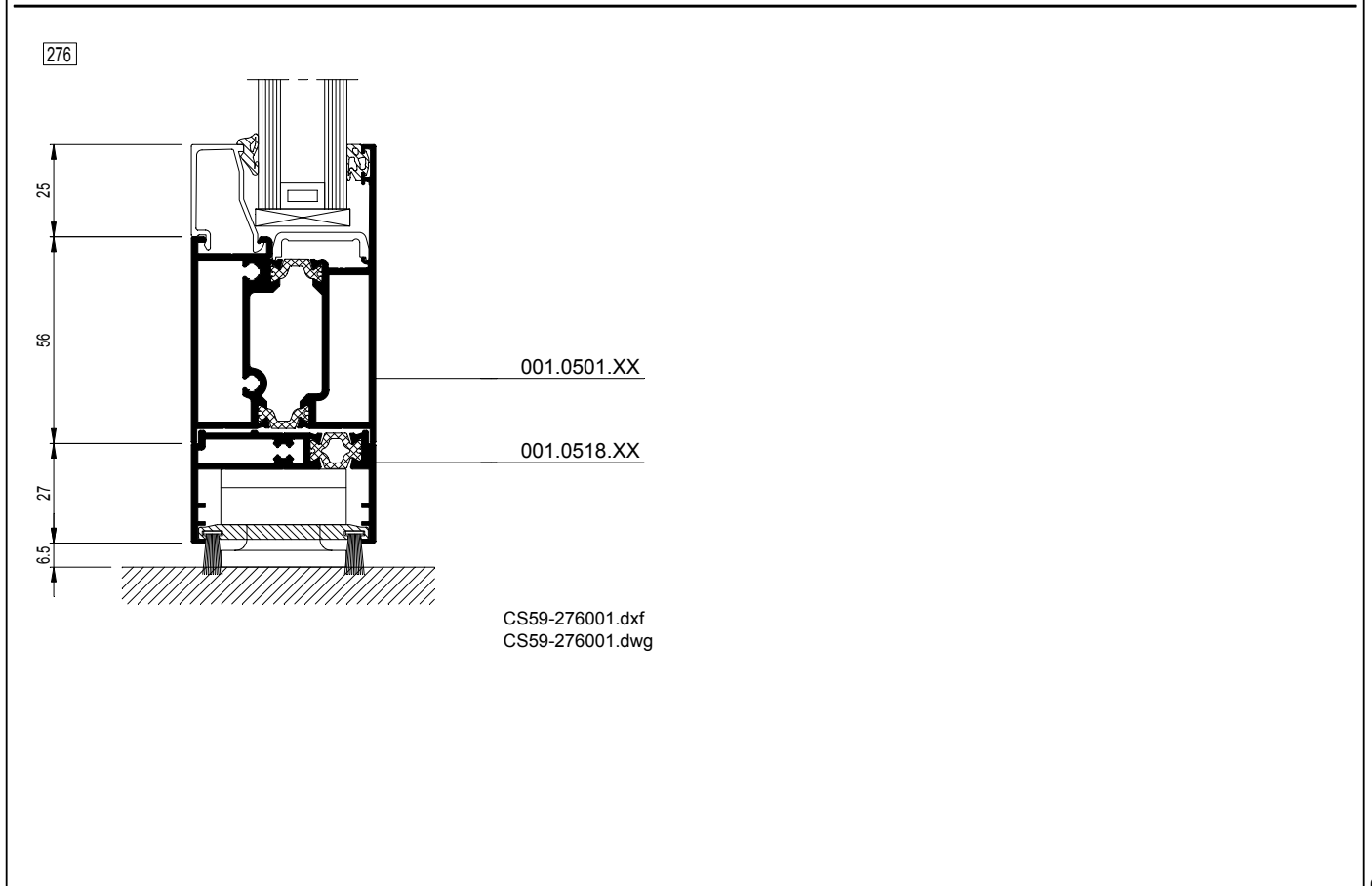
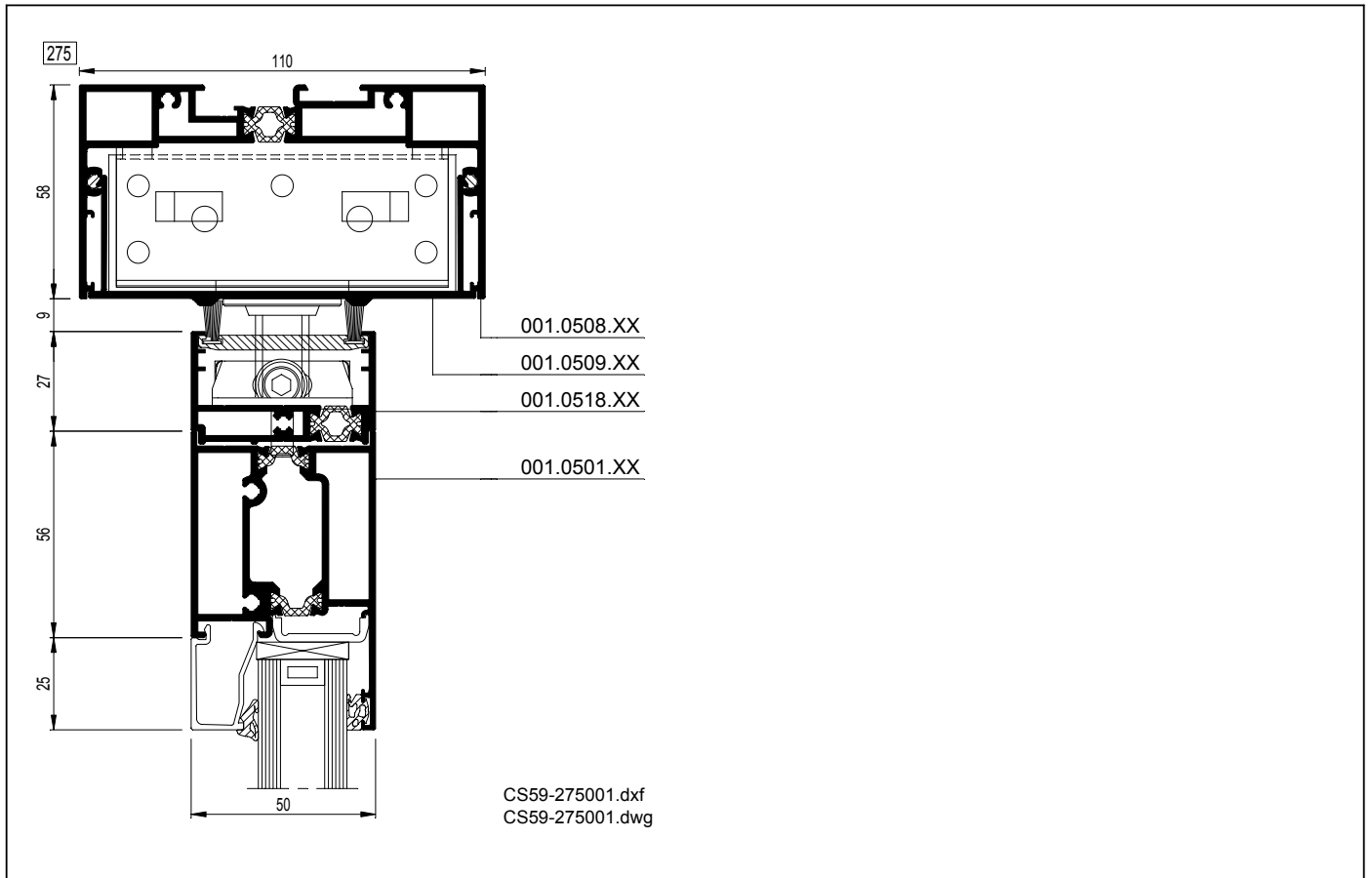
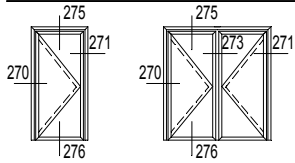
273



CS59-273001.dxf  
 CS59-273001.dwg

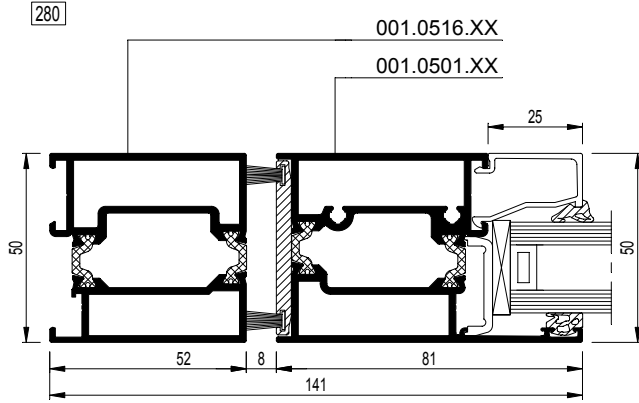
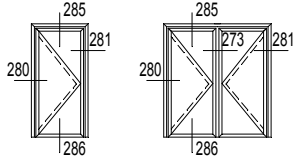
# CS 59-SD

Deur zonder vingerbeveiliging - Kozijndorpelveer deur zonder vingerbeveiliging  
 Porte sans anti-pince-doigts - Pivote de frein aerien porte sans anti-pince-doigts  
 Door without finger protection - Overhead closer door without finger protection  
 Einzelne Tür ohne Fingerschutz - Rohrtuerschliesser Tür ohne Fingerschutz

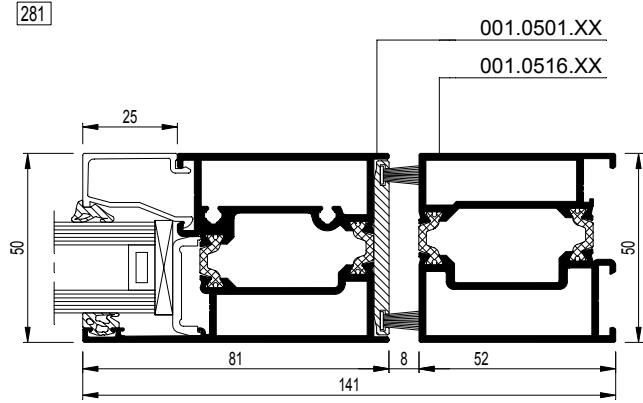


# CS 59-SD

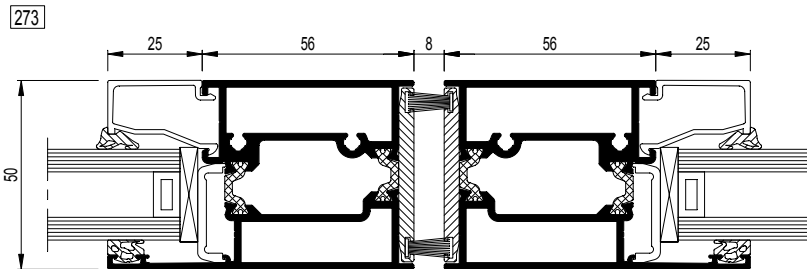
Deur zonder vingerbeveiliging - Vloerveer deur zonder vingerbeveiliging  
 Porte sans anti-pince-doigts - Pivot de frein au sol porte sans anti-pince-doigts  
 Door without finger protection - Floor closer door without finger protection  
 Einzelne Tür ohne Fingerschutz - Bodentuerschliesser Tür ohne Fingerschutz



CS59-280001.dxf  
 CS59-280001.dwg



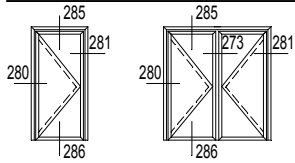
CS59-281001.dxf  
 CS59-281001.dwg



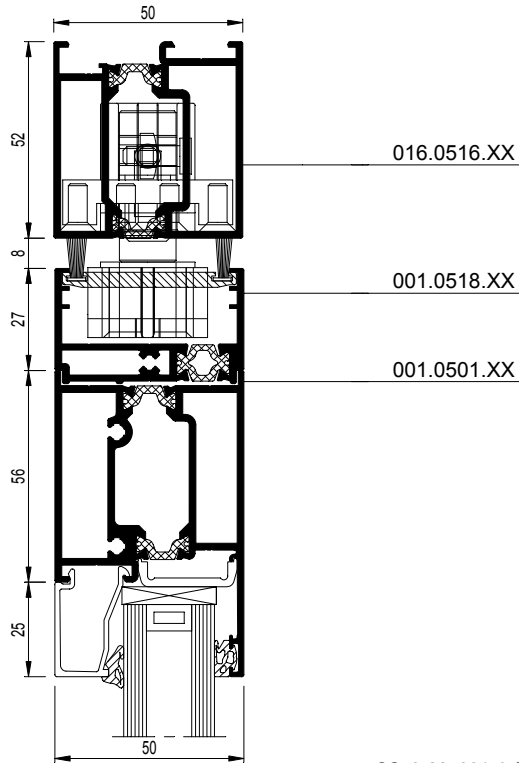
CS59-273001.dxf  
 CS59-273001.dwg

# CS 59-SD

Deur zonder vingerbeveiliging - Vloerveer deur zonder vingerbeveiliging  
Porte sans anti-pince-doigts - Pivot de frein au sol porte sans anti-pince-doigts  
Door without finger protection - Floor closer door without finger protection  
Einzelne Tür ohne Fingerschutz - Bodentuerschliesser Tür ohne Fingerschutz

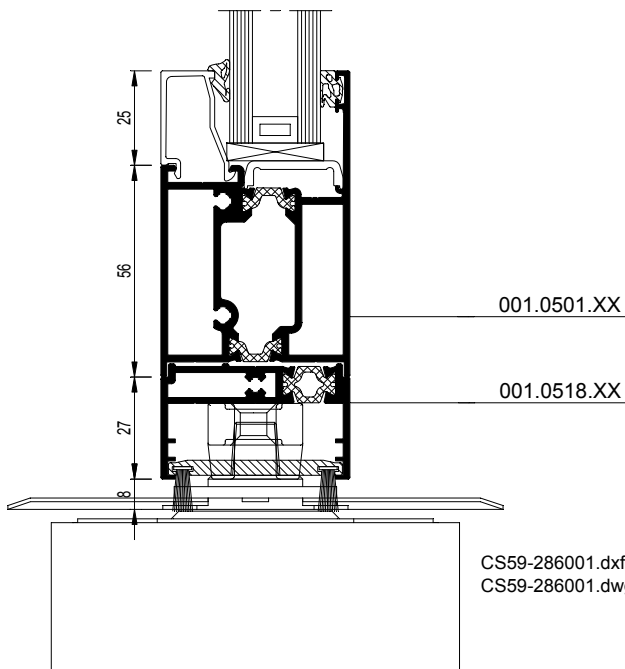


285




CS59-285001.dxf  
CS59-285001.dwg

286



CS59-286001.dxf  
CS59-286001.dwg

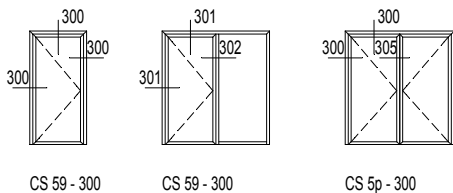




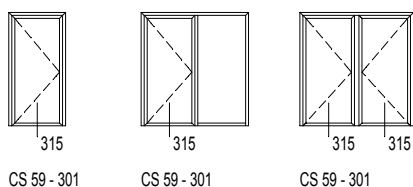
## CS 59-CD Clampable Door (CS 59-CD)

### 1 Deuren naar binnen draaiend

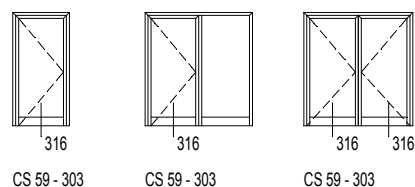
Naar binnen opengaande deuren



Naar binnen draaiende deuren met deurvleugel rondom geperst

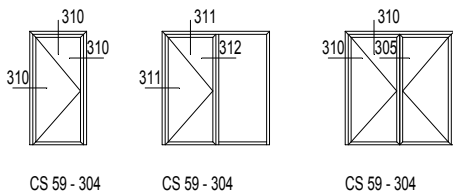


Deuren met T-profiel

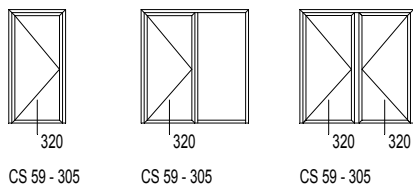


### 2 Deuren naar buiten draaiend

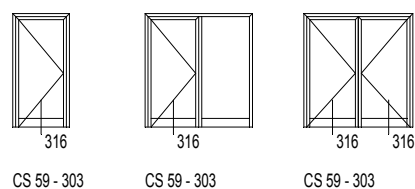
Naar buiten opengaande deuren



Naar buiten draaiende deuren met deurvleugel rondom geperst

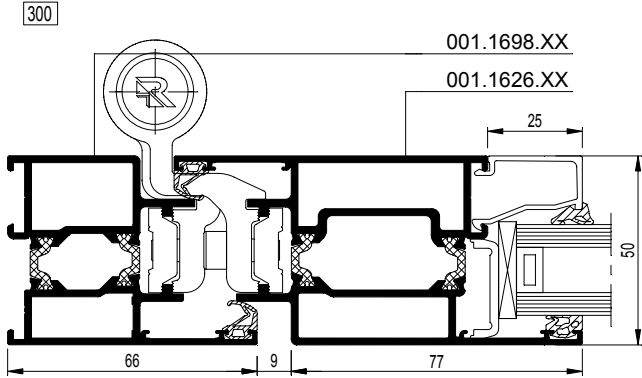
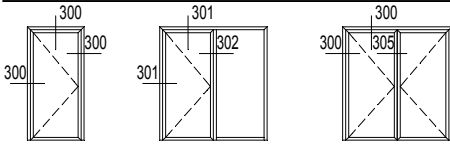


Deuren met T-profiel

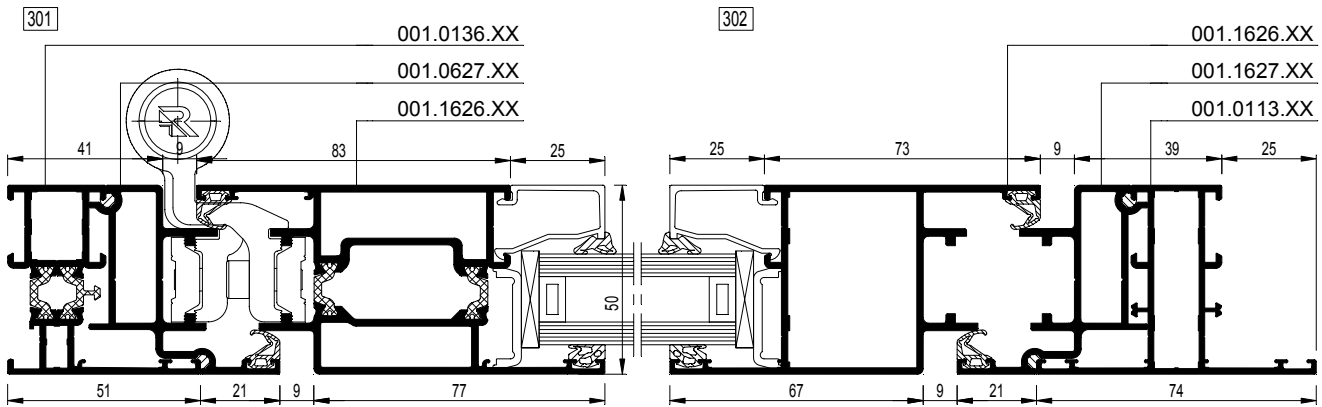


# CS 59-CD

Deuren naar binnen draaiend - Naar binnen opengaande deuren  
 Portes ouvrant vers l'intérieur - Portes ouvrant vers l'intérieur  
 Doors inward opening - Inward opening doors  
 Türen nach innen öffnend - Nach innen öffnende Türen

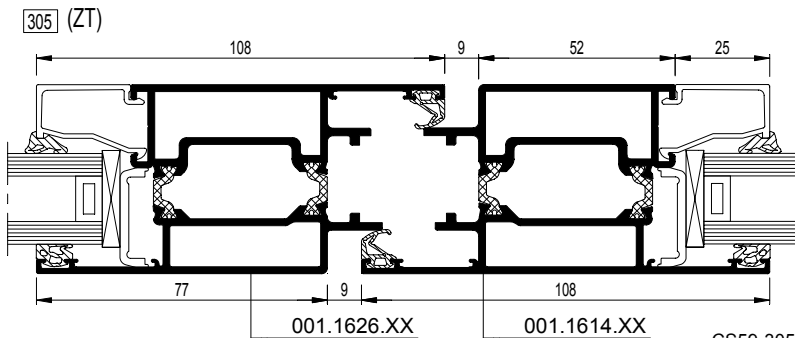


CS59-300001.dxf  
 CS59-300001.dwg



CS59-301001.dxf  
 CS59-301001.dwg

CS59-302001.dxf  
 CS59-302001.dwg

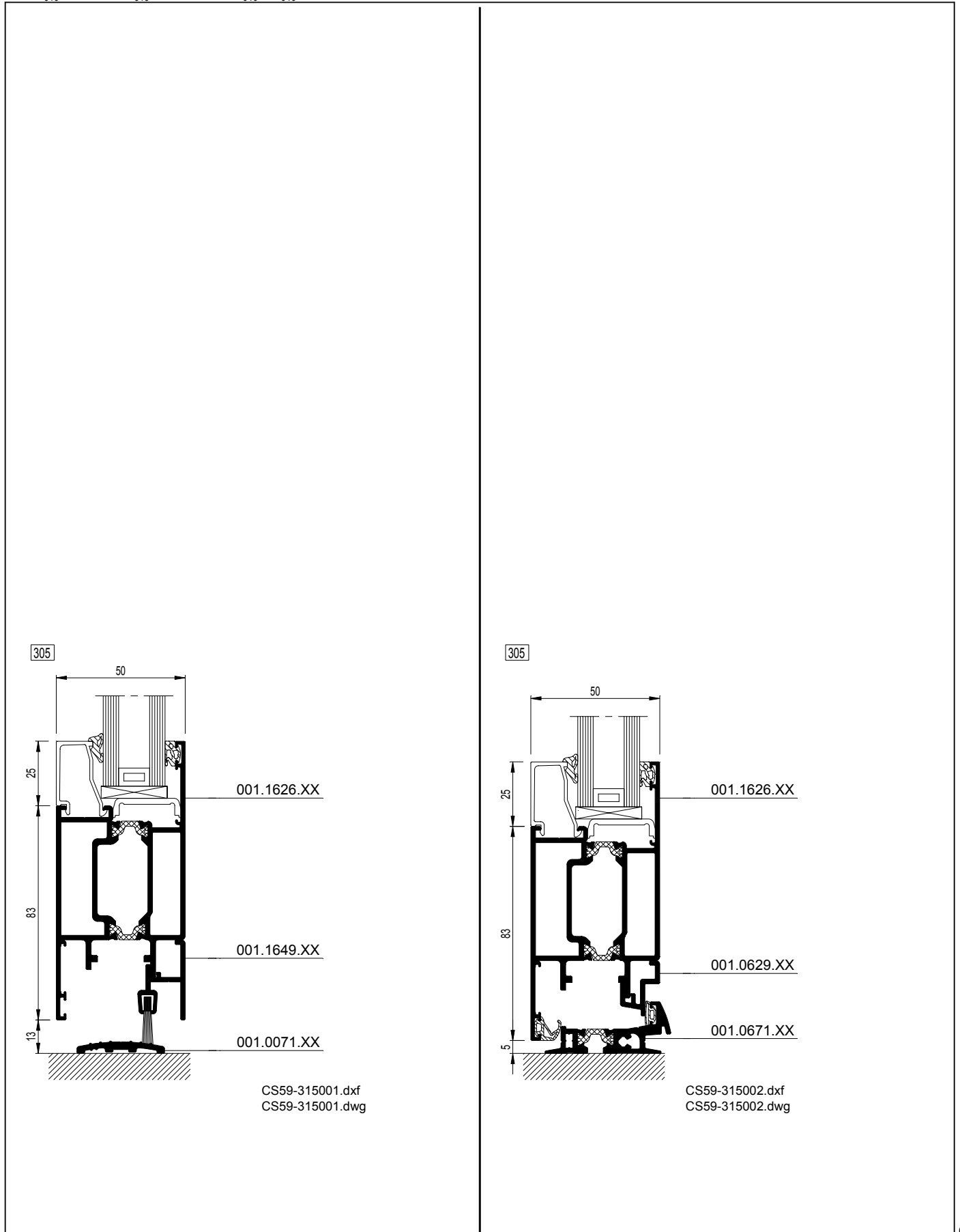
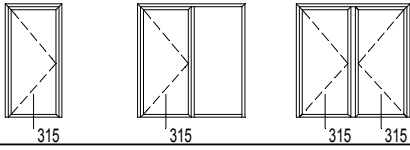


CS59-305001.dxf  
 CS59-305001.dwg



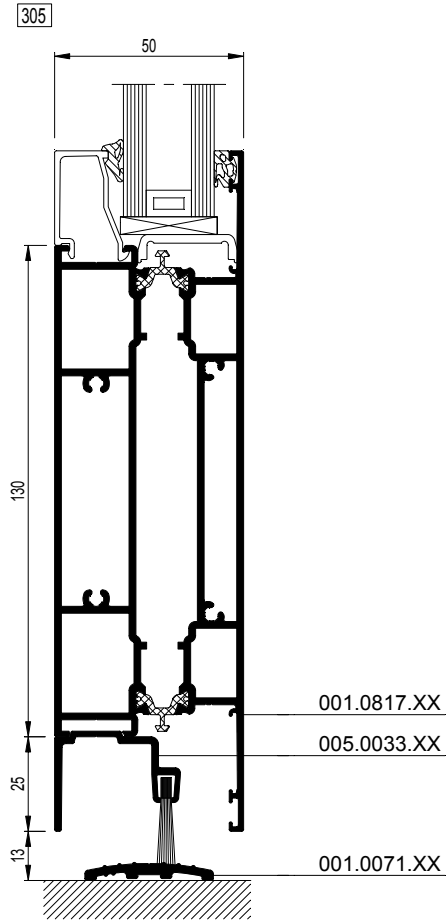
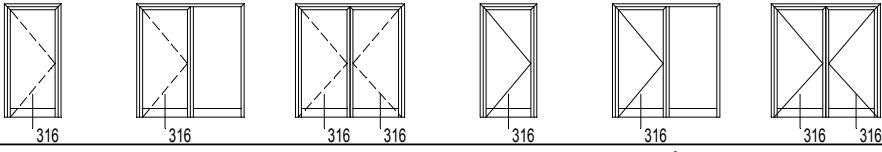
# CS 59-CD

Deuren naar binnen draaiend - Deuren met deurvleugel rondom geperst  
Portes ouvrant vers l'intérieur - Ouvrant vers l'intérieur avec ouvrant serti tout autour  
Doors inward opening - Inward opening doors with vent crimped all round  
Türen nach innen öffnend - Rohrtuerschliesser Tür mit Fingerschutz

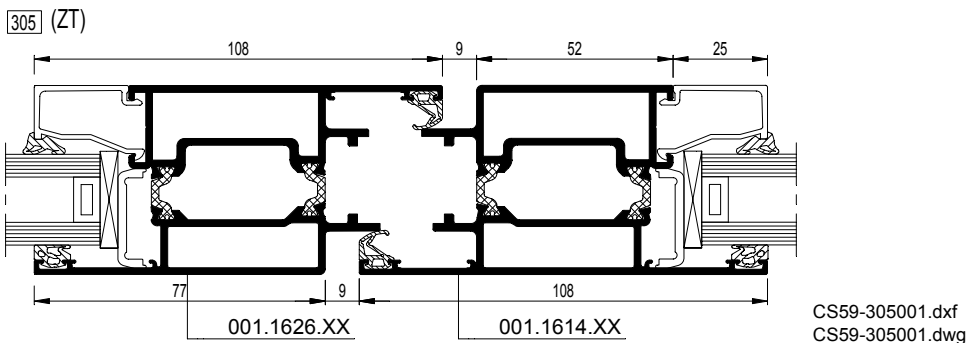
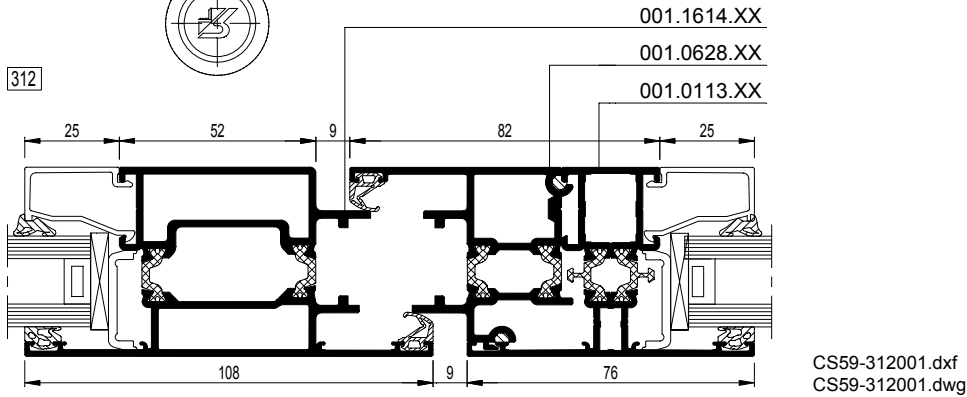
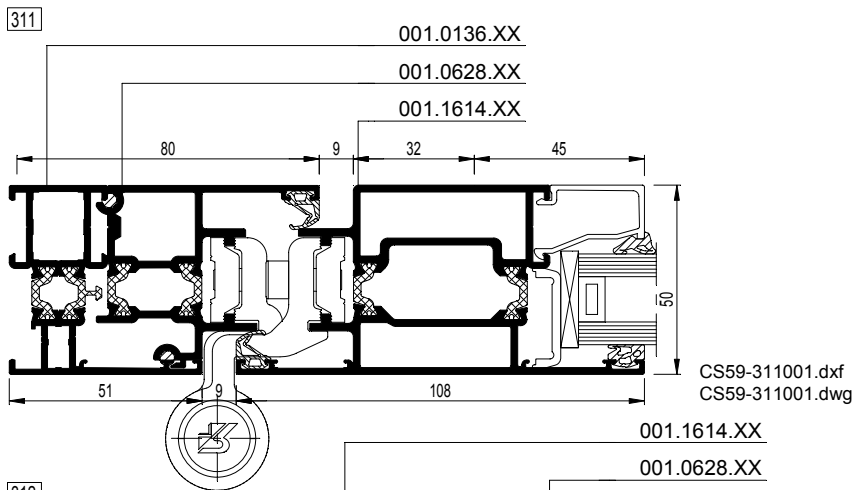
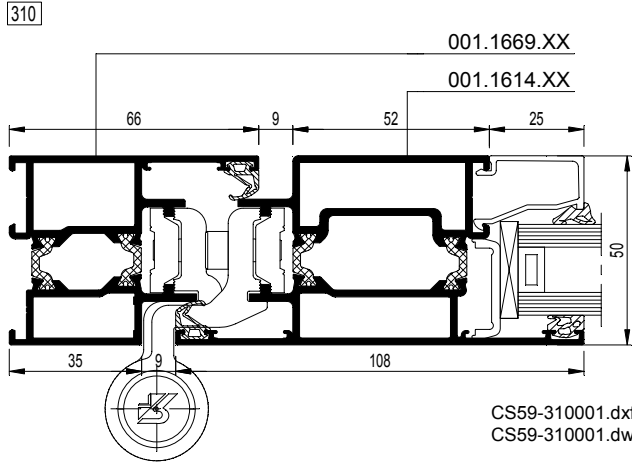
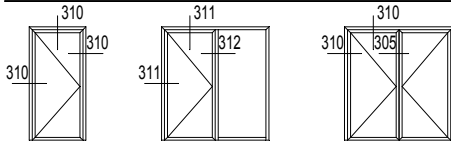


# CS 59-CD

Deuren - Deuren met T-profiel  
Portes - Portes avec traverse  
Doors - Doors with transom-mullion  
Türen - Türen mit T-profilsockel

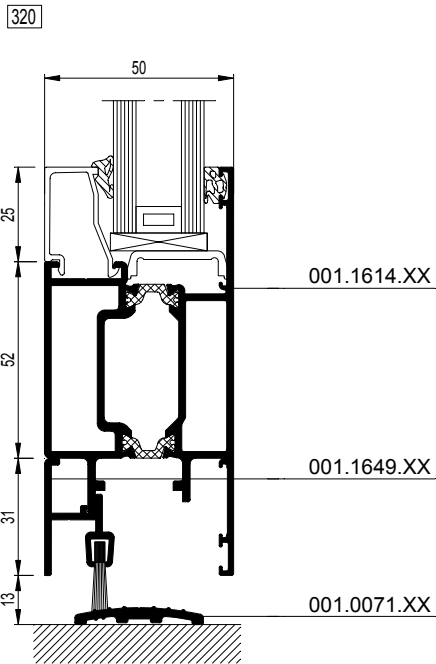
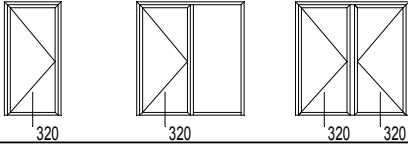


CS59-316001.dxf  
CS59-316001.dwg

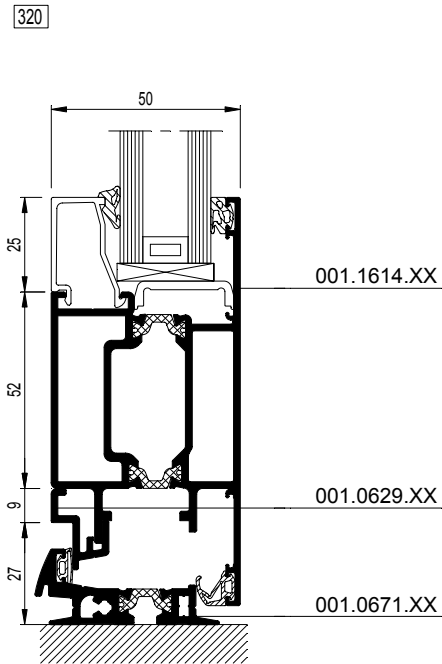


# CS 59-CD

Deuren naar buiten draaiend - Deuren met deurleugel rondom geperst  
Portes ouvrant vers l'extérieur - Avec ouvrant serti tout autour  
Doors outward opening - Outward opening doors with vent crimped all round  
Türen nach außen öffnend - Mit rundherum gepresstem Türflügel



CS59-320001.dxf  
CS59-320001.dwg



CS59-320002.dxf  
CS59-320002.dwg

## CS 59



### Koppelingen met andere systemen

CW 50 - CS 59	CS 59 - CN002
CW 50 - CS 59-HV	CS 59 - CN002
TP 110	CS 59 - CN003
TLS 110	CS 59 - CN003
CP 155	CS 59 - CN004
CR 120	CS 59 - CN005

### Combinaisons avec d'autres systèmes

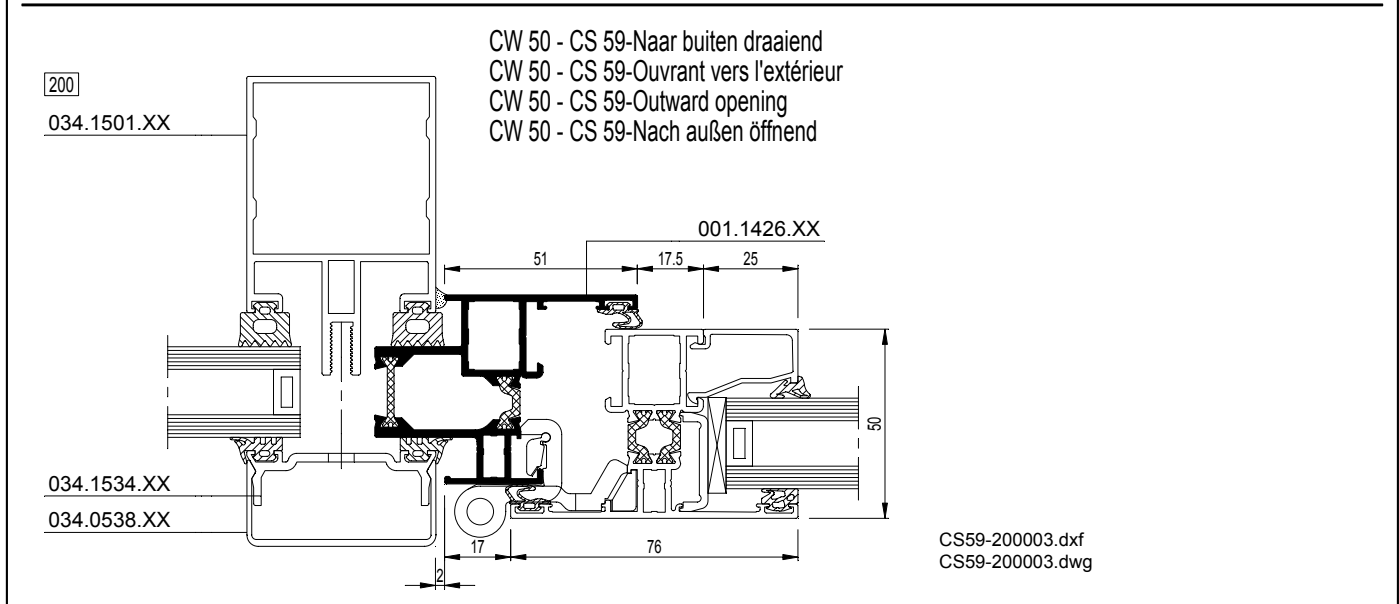
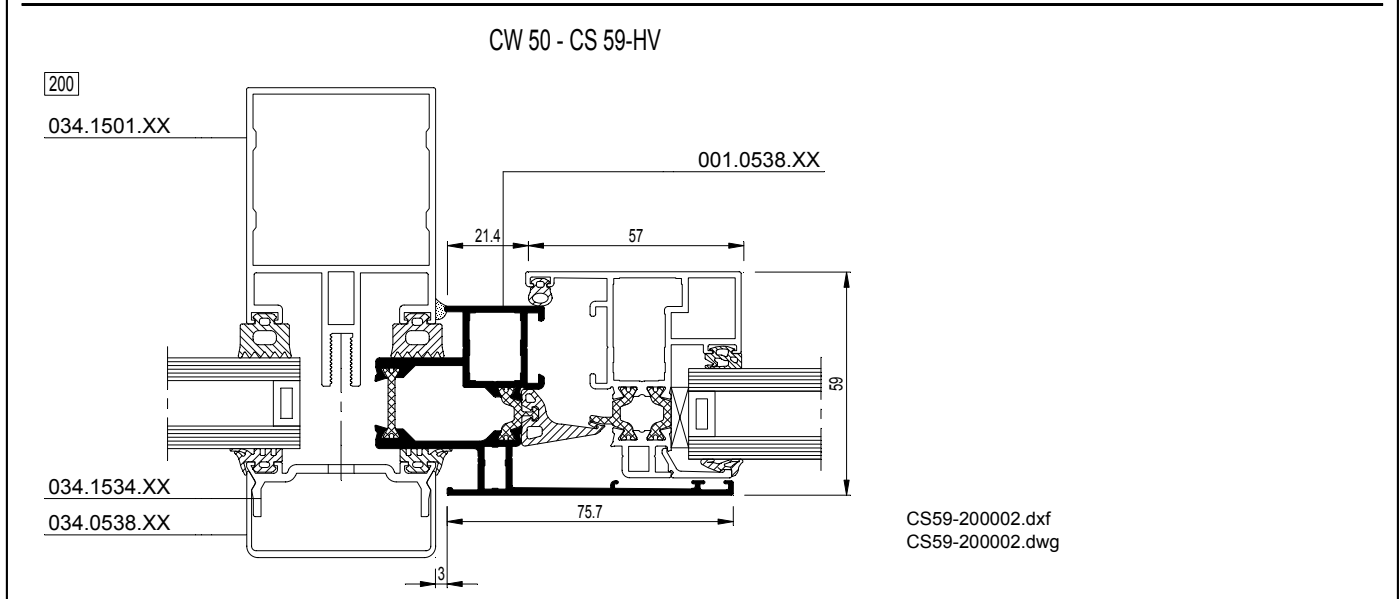
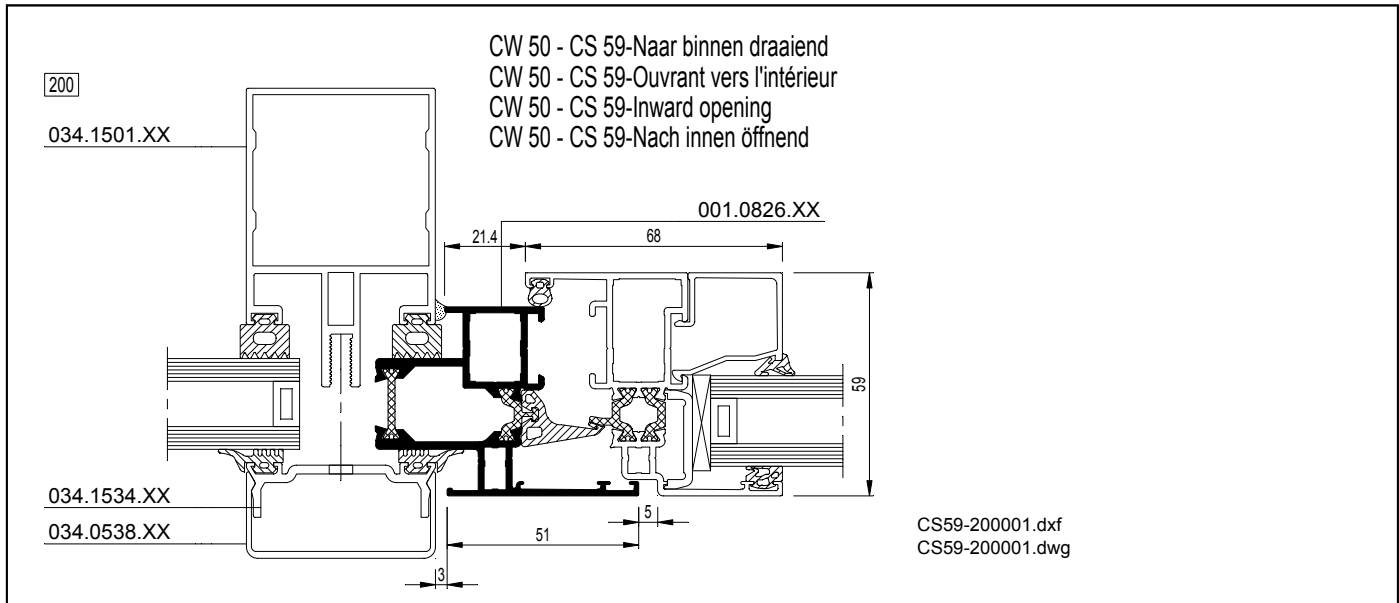
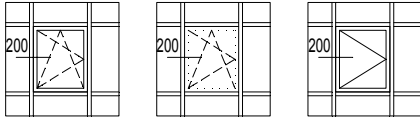
CW 50 - CS 59	CS 59 - CN002
CW 50 - CS 59-HV	CS 59 - CN002
TP 110	CS 59 - CN003
TLS 110	CS 59 - CN003
CP 155	CS 59 - CN004
CR 120	CS 59 - CN005

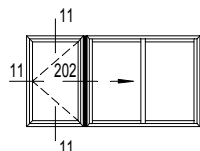
### Connections with other systems

CW 50 - CS 59	CS 59 - CN002
CW 50 - CS 59-HV	CS 59 - CN002
TP 110	CS 59 - CN003
TLS 110	CS 59 - CN003
CP 155	CS 59 - CN004
CR 120	CS 59 - CN005

### Kombinationen mit anderen Systemen

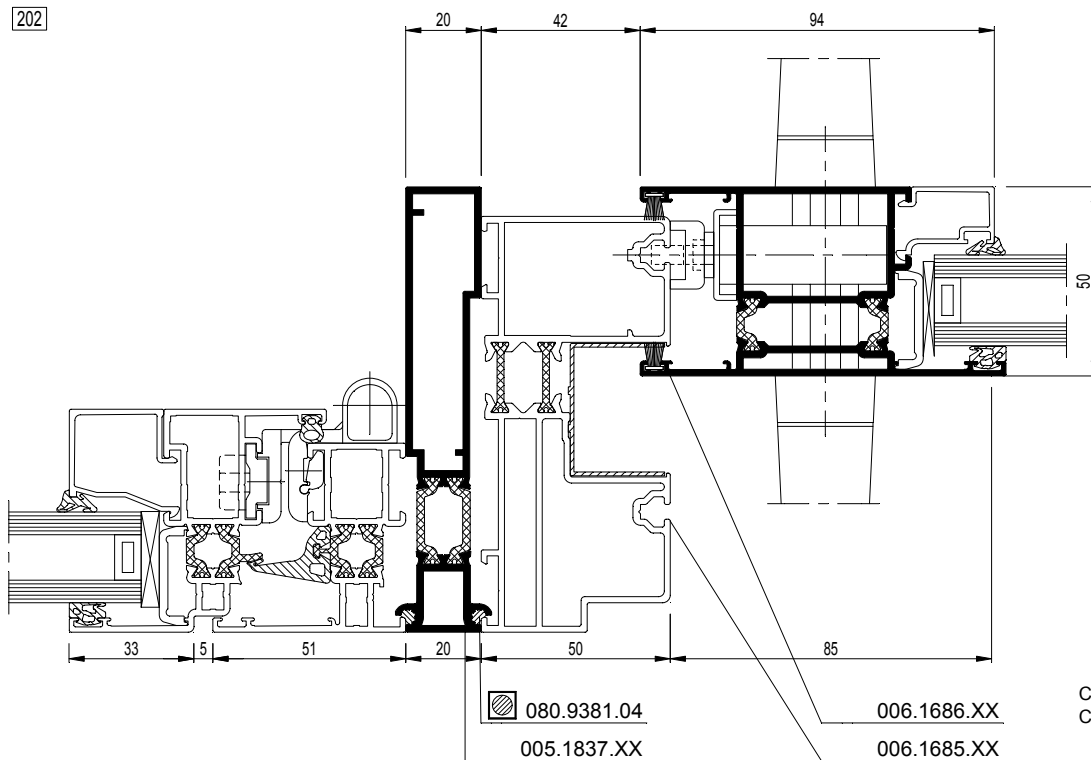
CW 50 - CS 59	CS 59 - CN002
CW 50 - CS 59-HV	CS 59 - CN002
TP 110	CS 59 - CN003
TLS 110	CS 59 - CN003
CP 155	CS 59 - CN004
CR 120	CS 59 - CN005





## TP 110

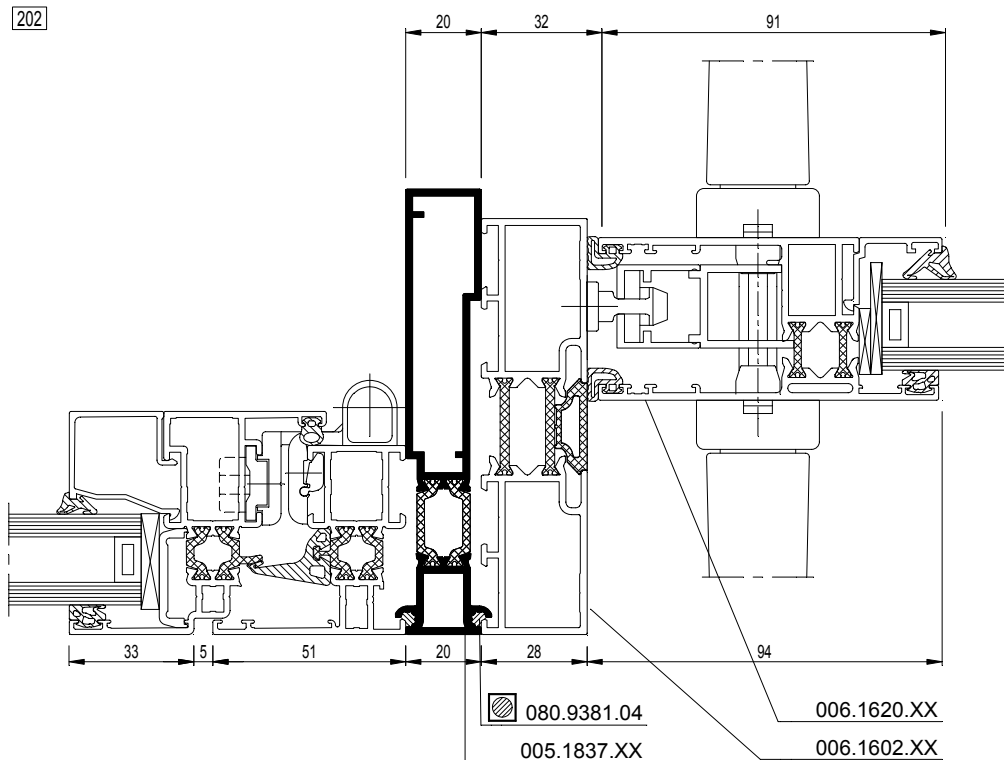
202



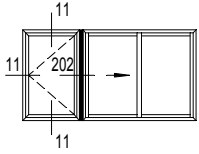
CS59-202001.dxf  
 CS59-202001.dwg

## TLS 110

202

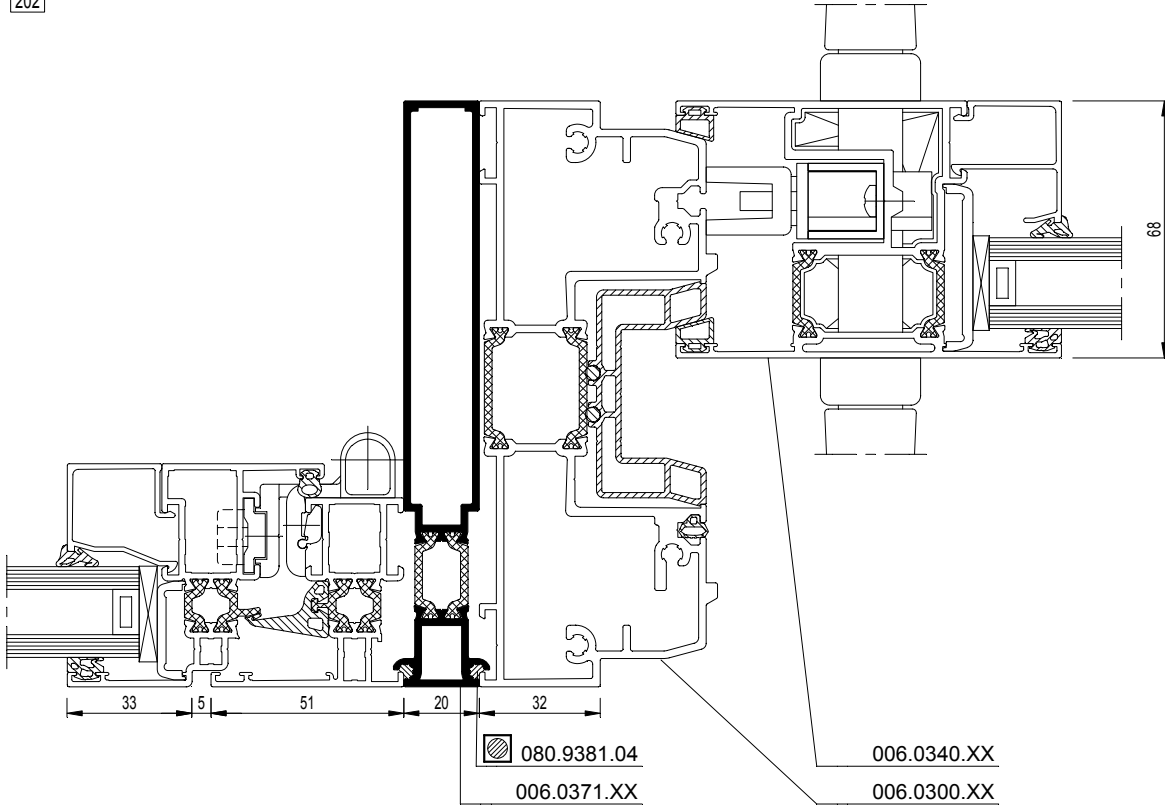


CS59-202002.dxf  
 CS59-202002.dwg



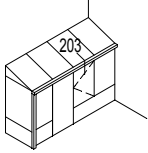
CP 155

202



CS59-202004.dxf  
CS59-202004.dwg





203

