

CS 68

CS 68

R

REYNAERS
aluminium

Edition 06/2010 (based on 089.C12J.00)



CS 68 (windows)

- 1 Fixed elements
- 2 Opening elements
- 3 Composed elements
- 4 Connections within the system

CS 68 (doors)

- 5 Inward opening
- 6 Outward opening

CS 68 Hidden Vent (CS 68-HV)

CS 68 Softline (CS 68-So)

CS 68 Renaissance (CS 68-Re)

CS 68 Front (CS 68-Fr)

CS 68 Pivot Door (CS 68-PD)

CS 68 Automatic Sliding Door (CS 68-AD)

CS 68 Anti-burglary Proof (CS 68-AP)

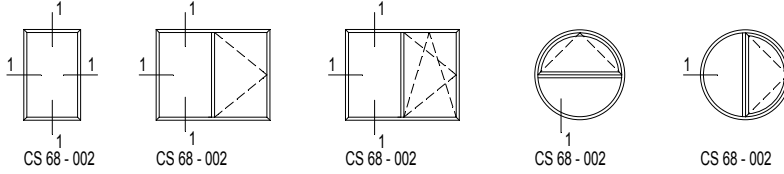
Connections with other systems

CS 68 (windows)

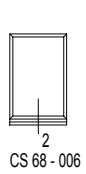


1 Fixed elements

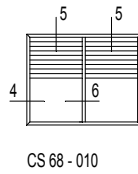
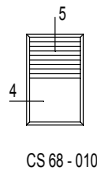
Outer frames



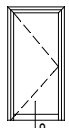
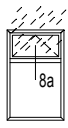
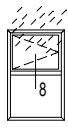
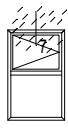
Window sills



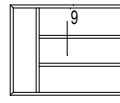
Shutter guide



Drip cap

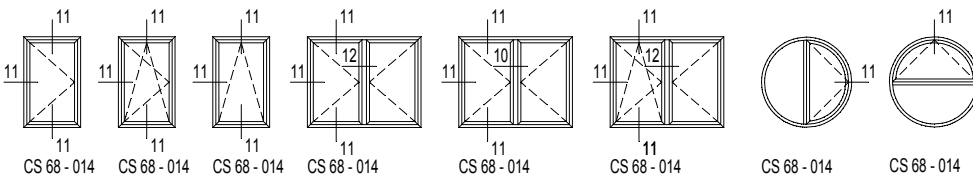


Division in fixed frame

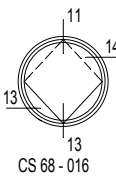
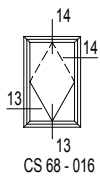


2 Opening elements

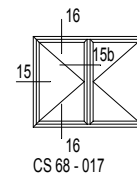
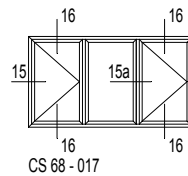
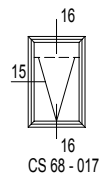
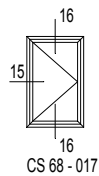
Inward opening windows



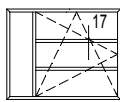
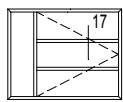
Pivot window



Outward opening windows



Division in window vent

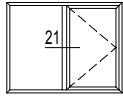


CS 68

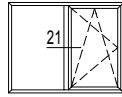


3 Composed elements

Transom-mullion

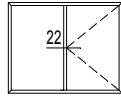


CS 68 - 022

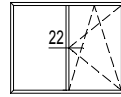


CS 68 - 022

Transom-mullion Reinforced

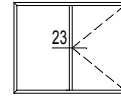


CS 68 - 024

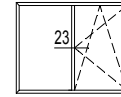


CS 68 - 024

Reinforcement profile

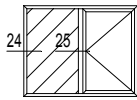


CS 68 - 026



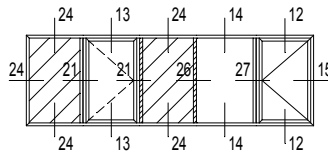
CS 68 - 026

Outer frames / Transom-mullion

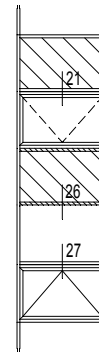


CS 68 - 030

Changeover profile outside glazing



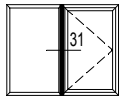
CS 68 - 032



CS 68 - 032

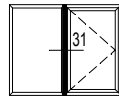
4 Connections within the system

In the same plane



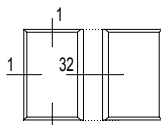
CS 68 - 033

Enlarging profile

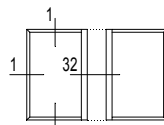


CS 68 - 035

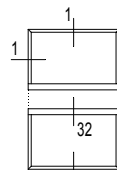
Dilatation



CS 68 - 034

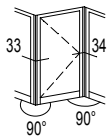


CS 68 - 034

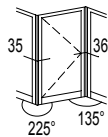


CS 68 - 034

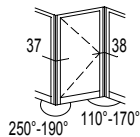
Corner profiles



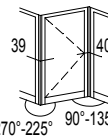
CS 68 - 037
CS 68 - 038



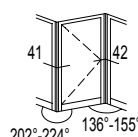
CS 68 - 039



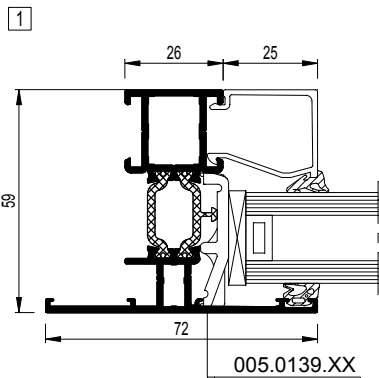
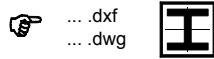
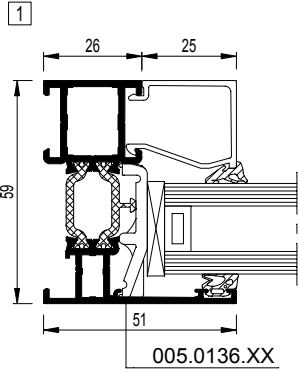
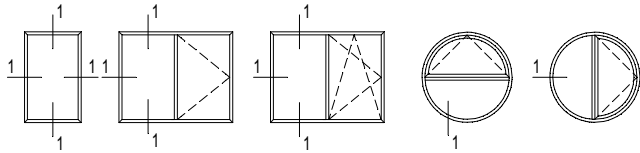
CS 68 - 040



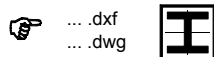
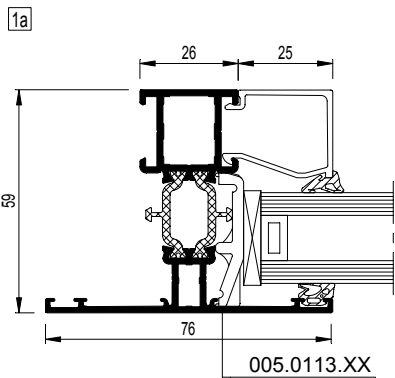
CS 68 - 041

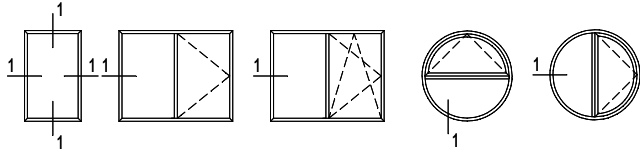


CS 68 - 042

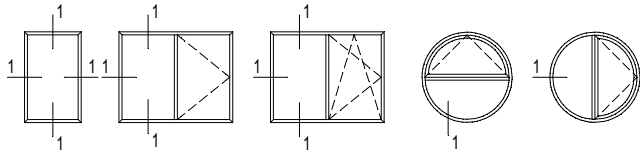


CS68-001005.dxf
 CS68-001005.dwg

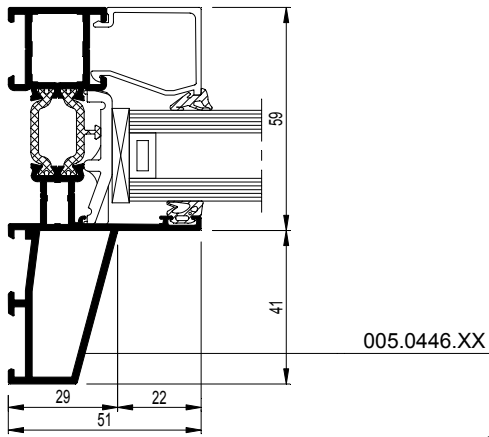




<p>005.0136.XX</p> <p>$I_x = 12.770 \text{ cm}^4$</p> <p>1 CS68-001001.dxf CS68-001001.dwg</p>	<p>005.0183.XX</p> <p>$I_x = 16.663 \text{ cm}^4$</p> <p>1 CS68-001002.dxf CS68-001002.dwg</p>	<p>005.0125.XX</p> <p>$I_x = 19.988 \text{ cm}^4$</p> <p>1 CS68-001003.dxf CS68-001003.dwg</p>	<p>005.0140.XX</p> <p>$I_x = 23.319 \text{ cm}^4$</p> <p>1 CS68-001004.dxf CS68-001004.dwg</p>
<p>005.0139.XX</p> <p>$I_x = 14.727 \text{ cm}^4$</p> <p>1 CS68-001005.dxf CS68-001005.dwg</p>	<p>005.0141.XX</p> <p>$I_x = 15.491 \text{ cm}^4$</p> <p>1 CS68-001006.dxf CS68-001006.dwg</p>	<p>005.1541.XX</p> <p>$I_x = 17.620 \text{ cm}^4$</p> <p>1 CS68-001014.dxf CS68-001014.dwg</p>	<p>005.0197.XX</p> <p>$I_x = 18.024 \text{ cm}^4$</p> <p>1 CS68-001007.dxf CS68-001007.dwg</p>
<p>008.0514.XX</p> <p>$I_x = 19.012 \text{ cm}^4$</p> <p>1 CS68-001023.dxf CS68-001023.dwg</p>	<p>005.0438.XX</p> <p>$I_x = 15.632 \text{ cm}^4$</p> <p>1 CS68-001009.dxf CS68-001009.dwg</p>	<p>008.0540.XX</p> <p>$I_x = 24.129 \text{ cm}^4$</p> <p>1 CS68-001024.dxf CS68-001024.dwg</p>	<p>005.2439.XX</p> <p>$I_x = 19.737 \text{ cm}^4$</p> <p>1 CS68-001008.dxf CS68-001008.dwg</p>
<p>005.0113.XX</p> <p>$I_x = 14.901 \text{ cm}^4$</p> <p>1a CS68-001010.dxf CS68-001010.dwg</p>	<p>005.0120.XX</p> <p>$I_x = 18.916 \text{ cm}^4$</p> <p>1a CS68-001011.dxf CS68-001011.dwg</p>	<p>005.0114.XX</p> <p>$I_x = 22.304 \text{ cm}^4$</p> <p>1a CS68-001012.dxf CS68-001012.dwg</p>	<p>005.0123.XX</p> <p>$I_x = 25.678 \text{ cm}^4$</p> <p>1a CS68-001013.dxf CS68-001013.dwg</p>



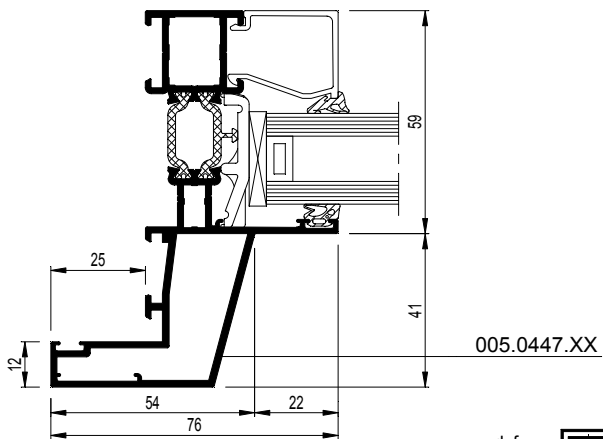
1b



... .dxf
dwg

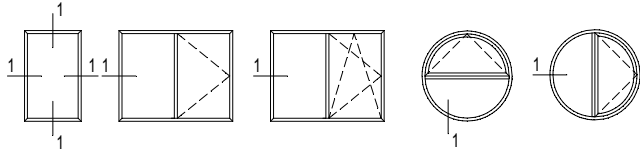


1c



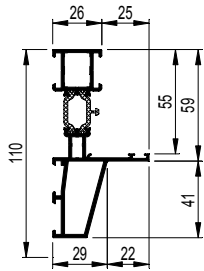
... .dxf
dwg





005.0446.XX

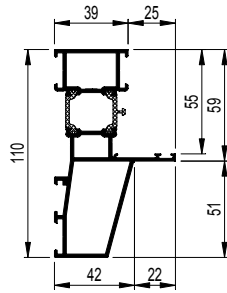
$I_x = 38.088 \text{ cm}^4$



1b CS68-001017.dxf
 CS68-001017.dwg

005.0452.XX

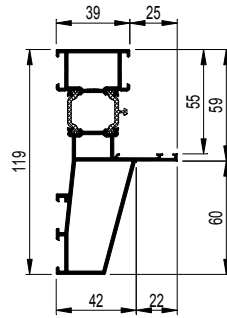
$I_x = 61.96 \text{ cm}^4$



1b CS68-001025.dxf
 CS68-001025.dwg

005.0448.XX

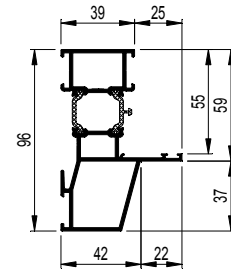
$I_x = 74.740 \text{ cm}^4$



1b CS68-001018.dxf
 CS68-001018.dwg

005.1455.XX

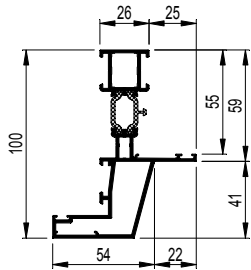
$I_x = 45.688 \text{ cm}^4$



1b CS68-001021.dxf
 CS68-001021.dwg

005.0447.XX

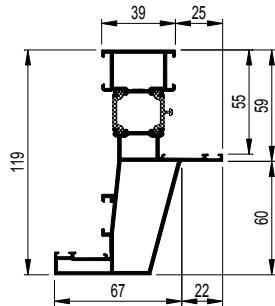
$I_x = 49.134 \text{ cm}^4$



1c CS68-001019.dxf
 CS68-001019.dwg

005.1449.XX

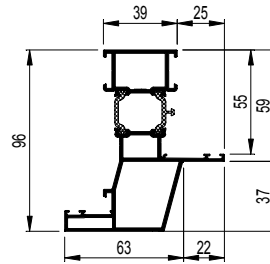
$I_x = 94.329 \text{ cm}^4$



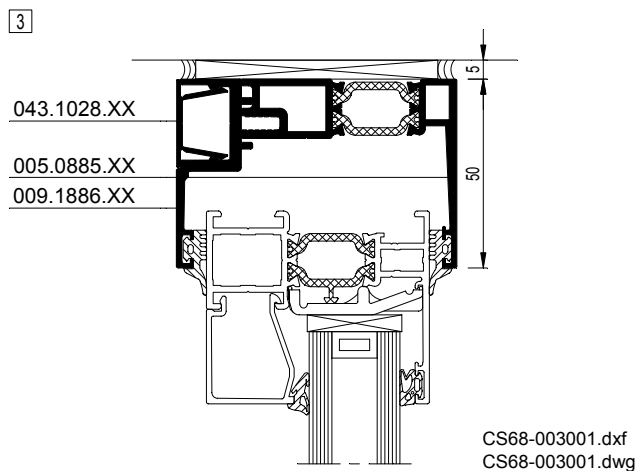
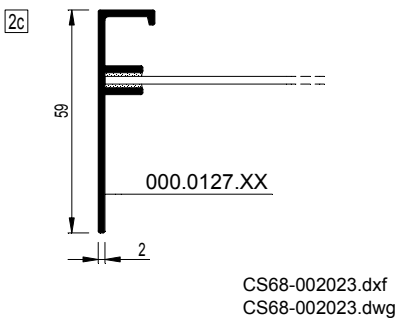
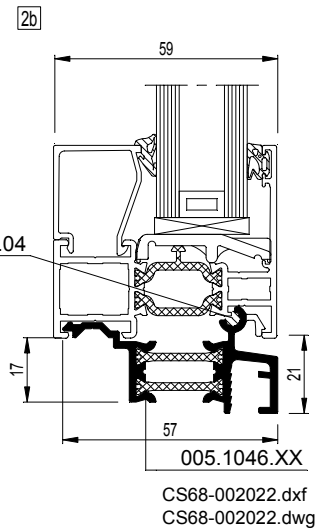
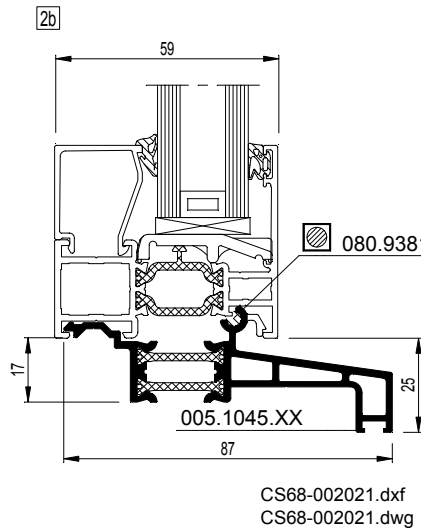
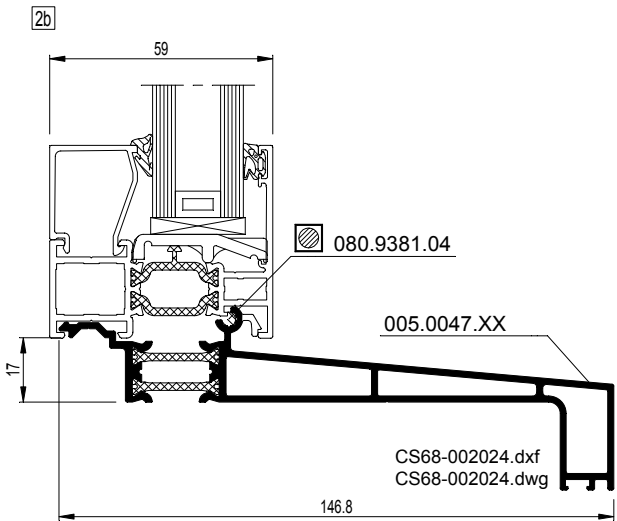
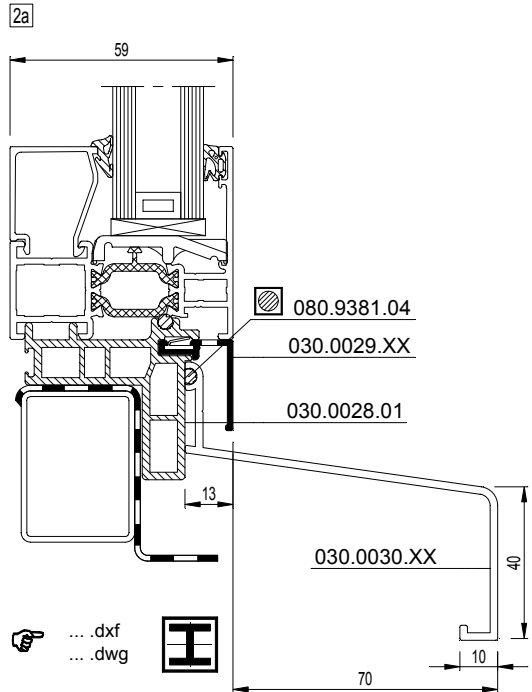
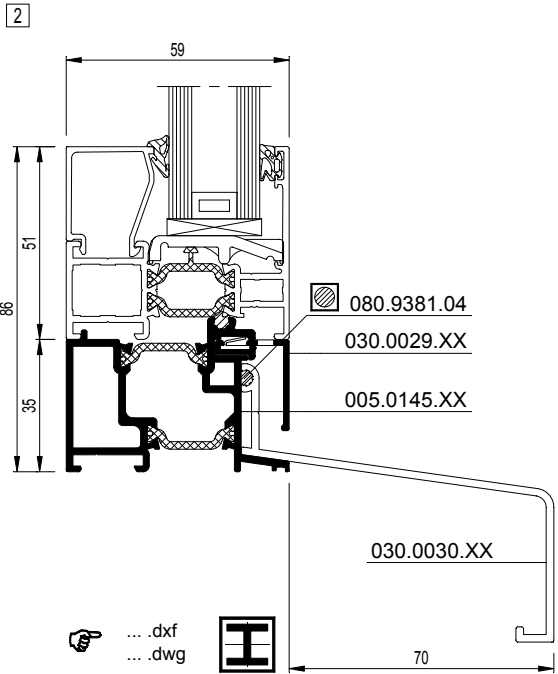
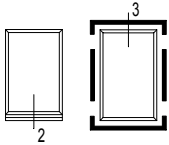
1c CS68-001020.dxf
 CS68-001020.dwg

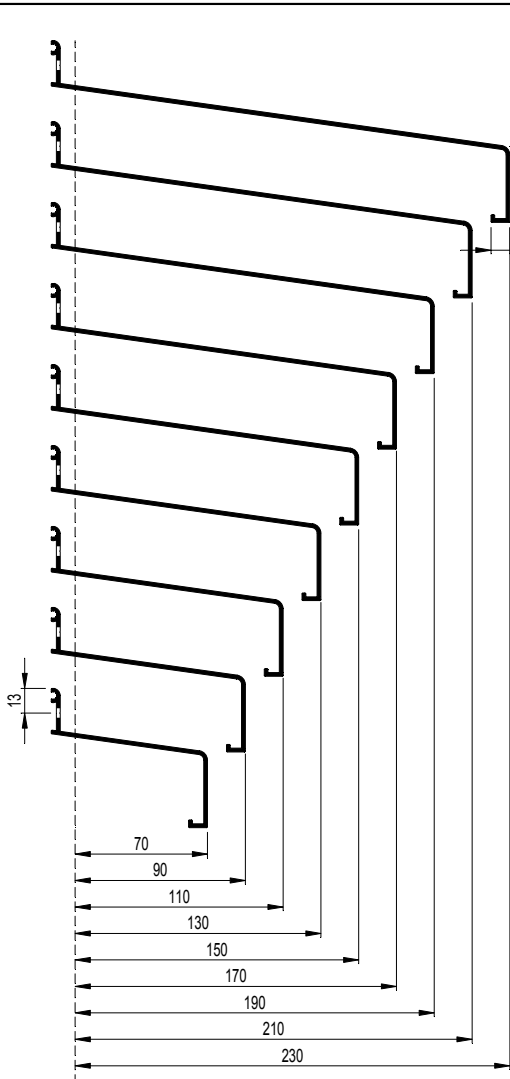
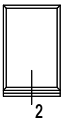
005.1456.XX

$I_x = 55.385 \text{ cm}^4$

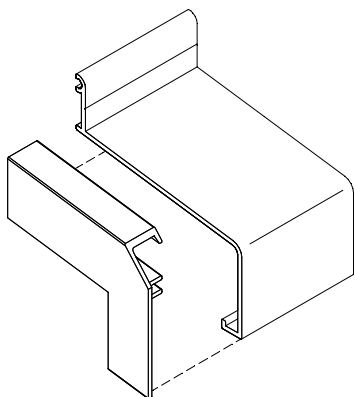


1c CS68-001022.dxf
 CS68-001022.dwg

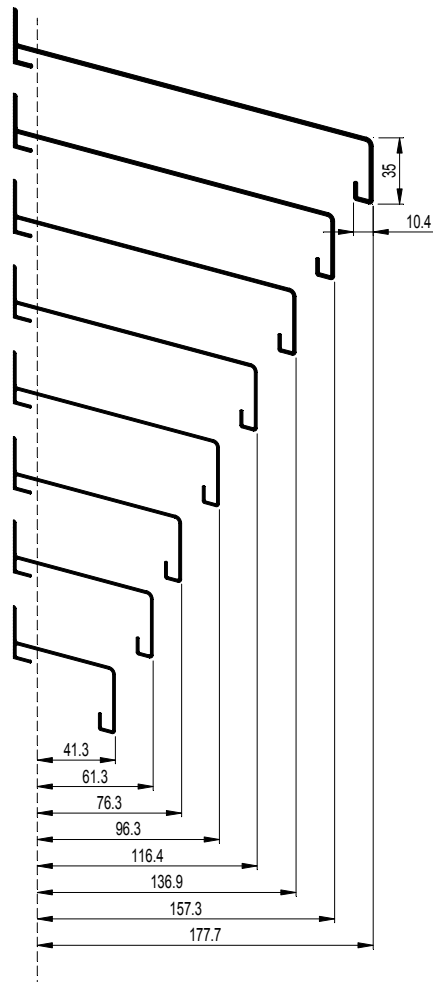




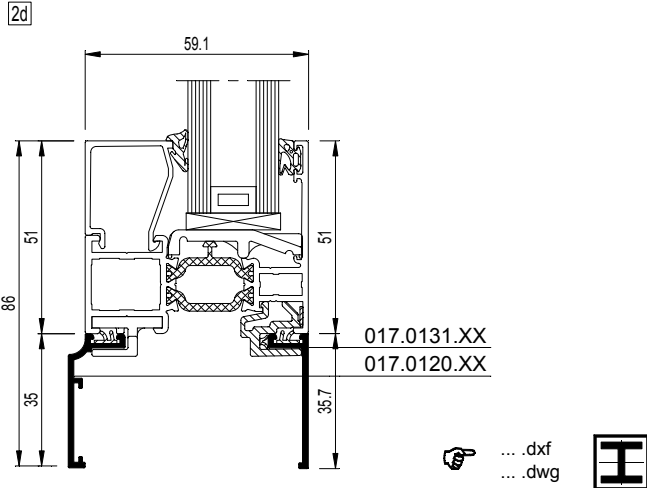
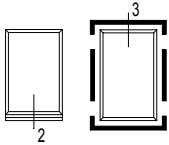
- | | | |
|-------------|--|---|
| 030.0038.XX | [2] CS68-002009.dxf
CS68-002009.dwg | [2a] CS68-002019.dxf
CS68-002019.dwg |
| 030.0037.XX | [2] CS68-002008.dxf
CS68-002008.dwg | [2a] CS68-002018.dxf
CS68-002018.dwg |
| 030.0036.XX | [2] CS68-002007.dxf
CS68-002007.dwg | [2a] CS68-002017.dxf
CS68-002017.dwg |
| 030.0035.XX | [2] CS68-002006.dxf
CS68-002006.dwg | [2a] CS68-002016.dxf
CS68-002016.dwg |
| 030.0034.XX | [2] CS68-002005.dxf
CS68-002005.dwg | [2a] CS68-002015.dxf
CS68-002015.dwg |
| 030.0033.XX | [2] CS68-002004.dxf
CS68-002004.dwg | [2a] CS68-002014.dxf
CS68-002014.dwg |
| 030.0032.XX | [2] CS68-002003.dxf
CS68-002003.dwg | [2a] CS68-002013.dxf
CS68-002013.dwg |
| 030.0031.XX | [2] CS68-002002.dxf
CS68-002002.dwg | [2a] CS68-002012.dxf
CS68-002012.dwg |
| 030.0030.XX | [2] CS68-002001.dxf
CS68-002001.dwg | [2a] CS68-002011.dxf
CS68-002011.dwg |



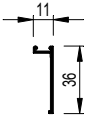
CS68-3d0001.dxf
 CS68-3d0001.dwg



- | | |
|-------------|---|
| 030.0067.XX | [2a] CS68-002032.dxf
CS68-002032.dwg |
| 030.0066.XX | [2a] CS68-002031.dxf
CS68-002031.dwg |
| 030.0065.XX | [2a] CS68-002030.dxf
CS68-002030.dwg |
| 030.0064.XX | [2a] CS68-002029.dxf
CS68-002029.dwg |
| 030.0063.XX | [2a] CS68-002028.dxf
CS68-002028.dwg |
| 030.0062.XX | [2a] CS68-002027.dxf
CS68-002027.dwg |
| 030.0061.XX | [2a] CS68-002026.dxf
CS68-002026.dwg |
| 030.0060.XX | [2a] CS68-002025.dxf
CS68-002025.dwg |

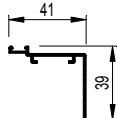


017.0131.XX



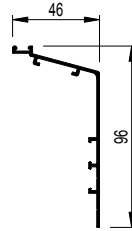
CS68-002050.dxf
 CS68-002050.dwg

017.0129.XX



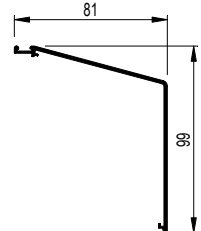
CS68-002055.dxf
 CS68-002055.dwg

017.0127.XX



CS68-002056.dxf
 CS68-002056.dwg

017.5003.XX



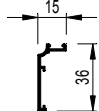
CS68-002057.dxf
 CS68-002057.dwg

019.4904.XX



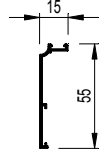
CS68-002054.dxf
 CS68-002054.dwg

017.0120.XX



CS68-002050.dxf
 CS68-002050.dwg

017.0077.XX



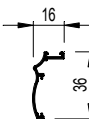
CS68-002051.dxf
 CS68-002051.dwg

017.0119.XX

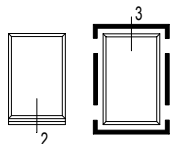


CS68-002052.dxf
 CS68-002052.dwg

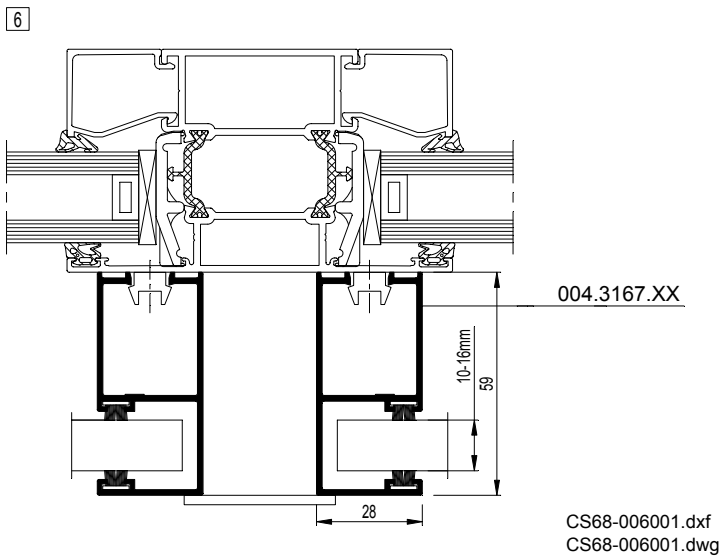
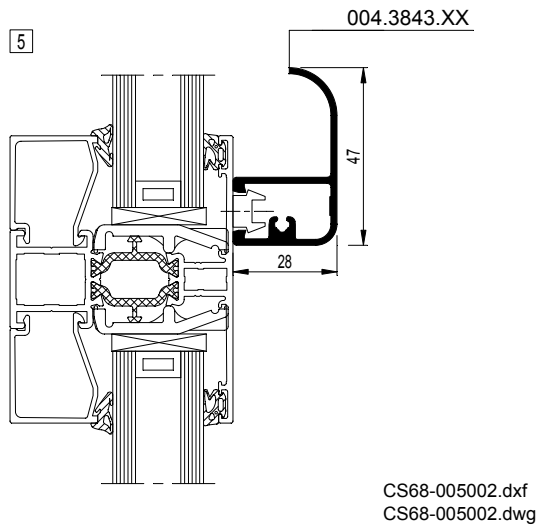
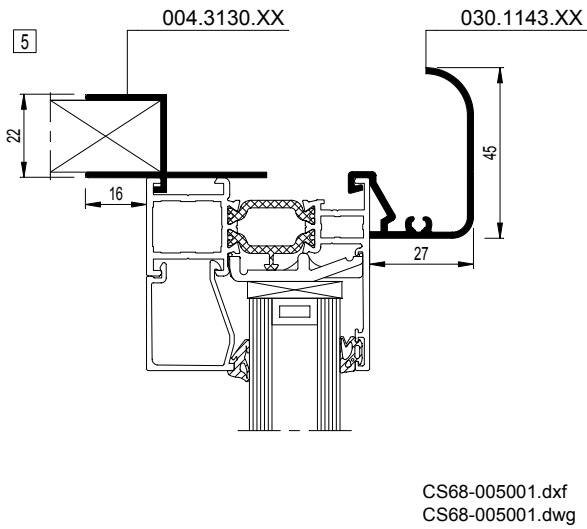
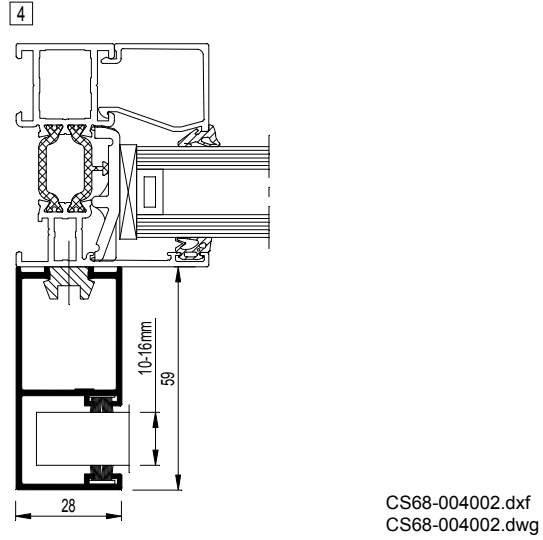
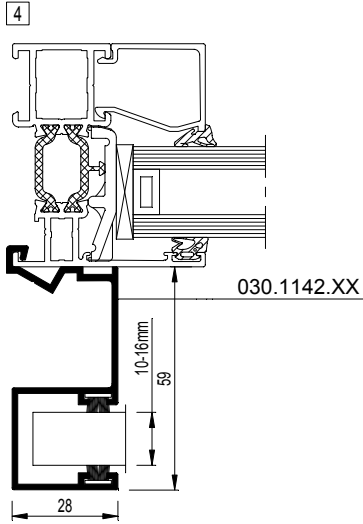
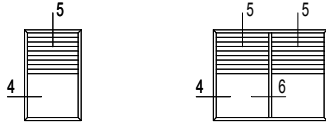
017.0110.XX

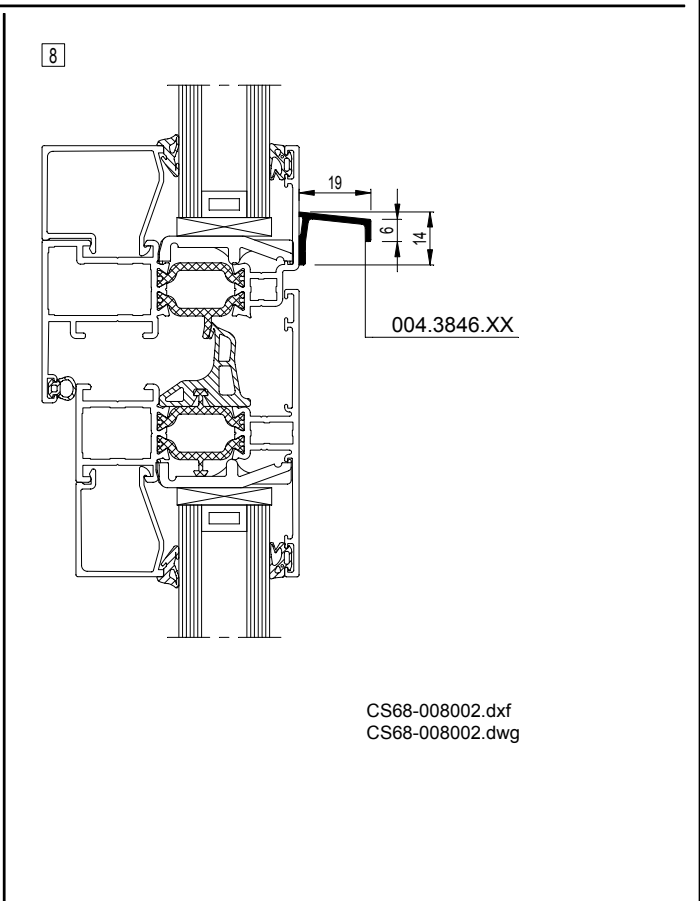
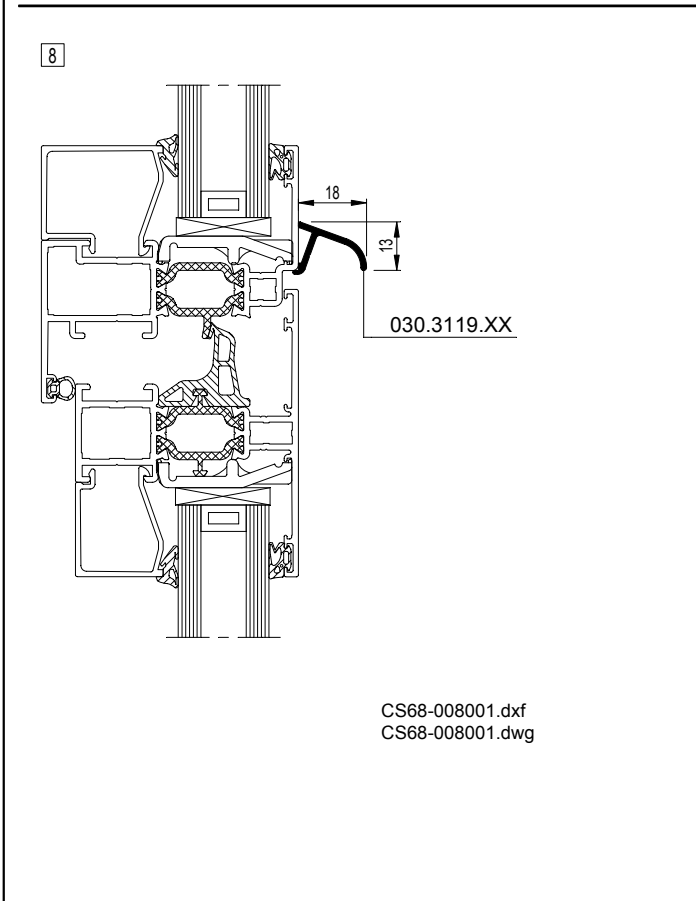
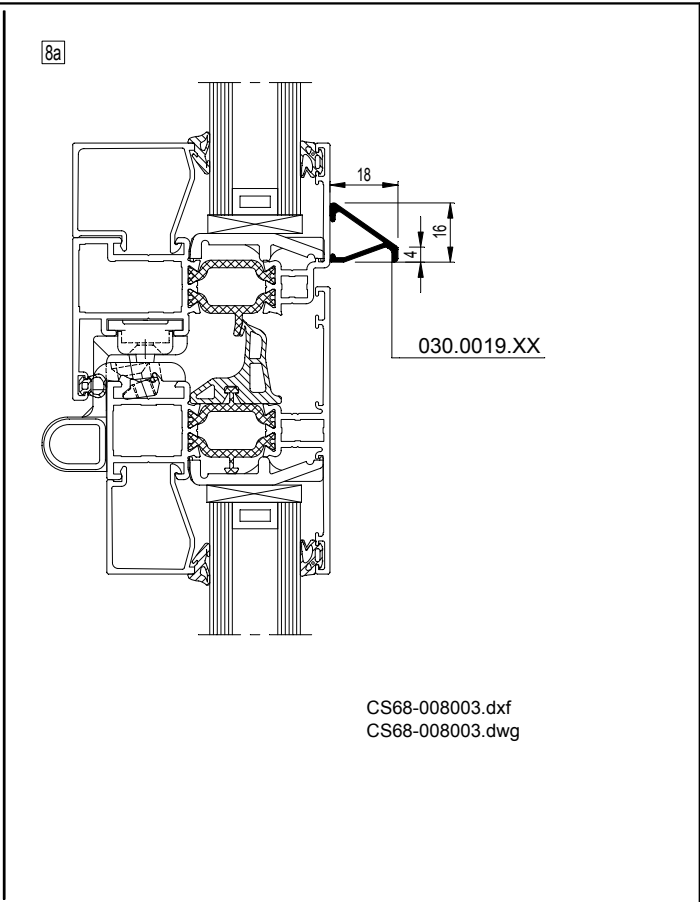
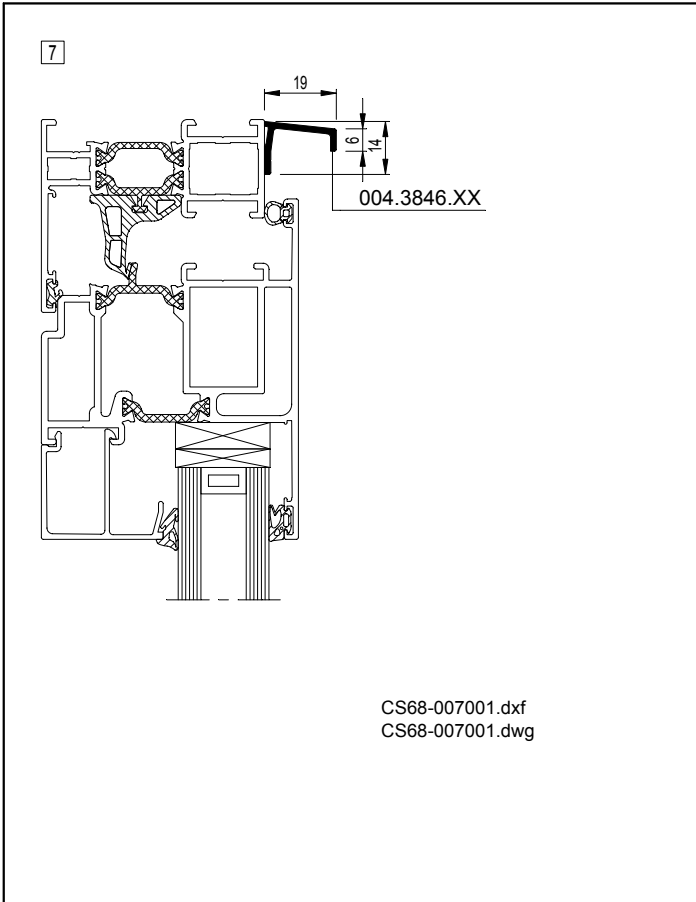
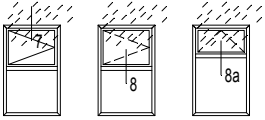


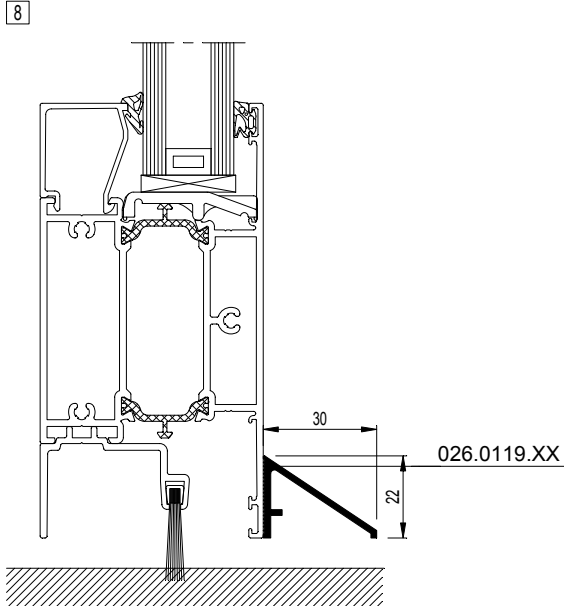
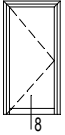
CS68-002053.dxf
 CS68-002053.dwg



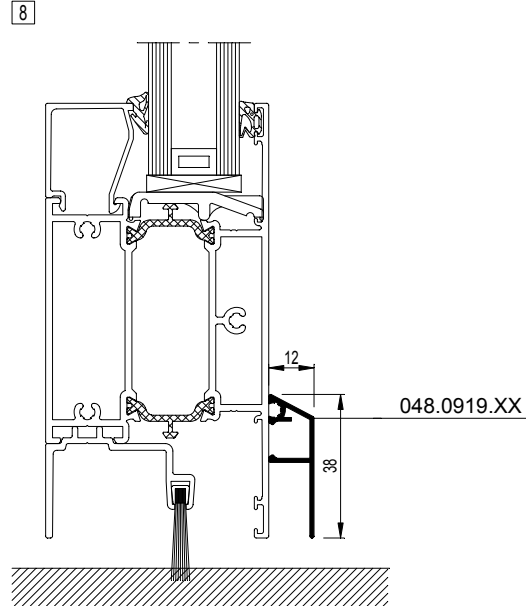
<p>017.0189.XX</p> <p>CS68-002060.dxf CS68-002060.dwg</p>	<p>017.0190.XX</p> <p>CS68-002061.dxf CS68-002061.dwg</p>	<p>017.0193.XX</p> <p>CS68-002062.dxf CS68-002062.dwg</p>	<p>017.0197.XX</p> <p>CS68-002063.dxf CS68-002063.dwg</p>
<p>017.0198.XX</p> <p>CS68-002064.dxf CS68-002064.dwg</p>	<p>017.0233.XX</p> <p>CS68-002065.dxf CS68-002065.dwg</p>	<p>017.0199.XX</p> <p>CS68-002066.dxf CS68-002066.dwg</p>	<p>017.0205.XX</p> <p>CS68-002067.dxf CS68-002067.dwg</p>
<p>017.0234.XX</p> <p>CS68-002068.dxf CS68-002068.dwg</p>	<p>017.0235.XX</p> <p>CS68-002069.dxf CS68-002069.dwg</p>	<p>017.0201.XX</p> <p>CS68-002070.dxf CS68-002070.dwg</p>	
<p>017.0202.XX</p> <p>CS68-002071.dxf CS68-002071.dwg</p>	<p>017.0203.XX</p> <p>CS68-002072.dxf CS68-002072.dwg</p>	<p>017.0204.XX</p> <p>CS68-002073.dxf CS68-002073.dwg</p>	<p>017.0216.XX</p> <p>CS68-002075.dxf CS68-002075.dwg</p>
<p>017.0211.XX</p> <p>CS68-002076.dxf CS68-002076.dwg</p>	<p>017.0212.XX</p> <p>CS68-002077.dxf CS68-002077.dwg</p>	<p>017.0213.XX</p> <p>CS68-002078.dxf CS68-002078.dwg</p>	<p>017.0214.XX</p> <p>CS68-002079.dxf CS68-002079.dwg</p>



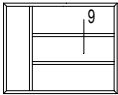




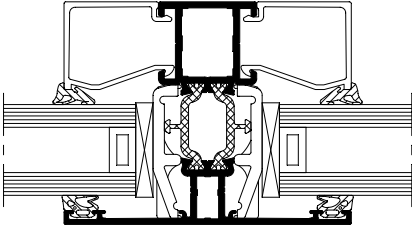
CS68-008004.dxf
CS68-008004.dwg




CS68-008005.dxf
CS68-008005.dwg



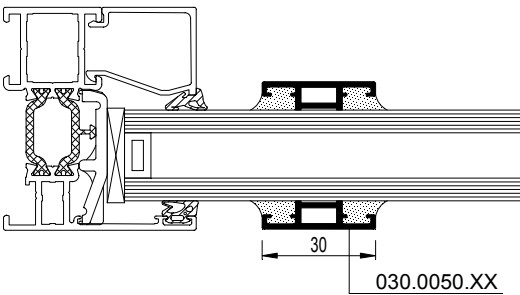
9



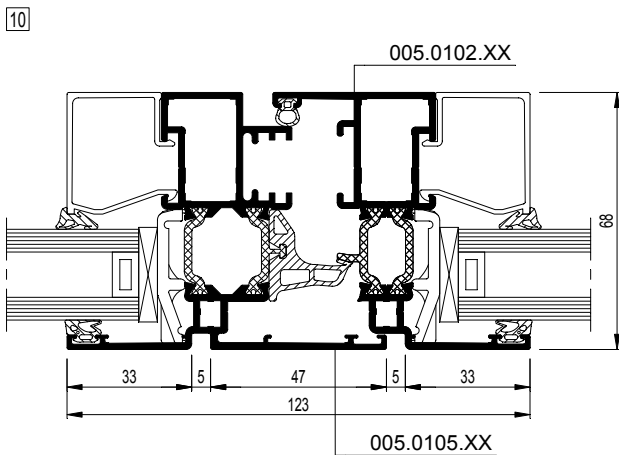
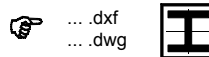
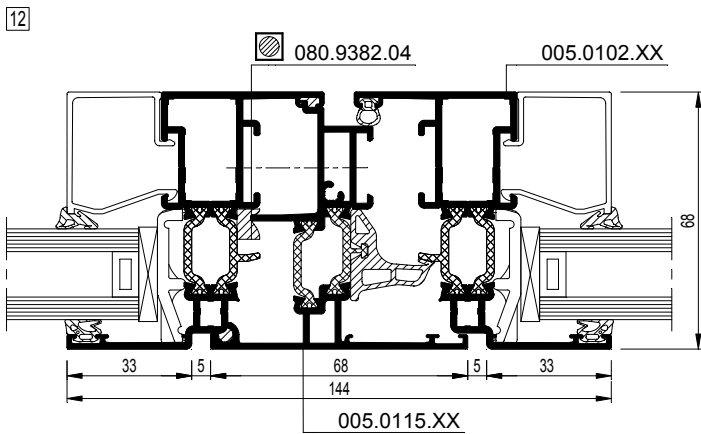
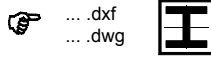
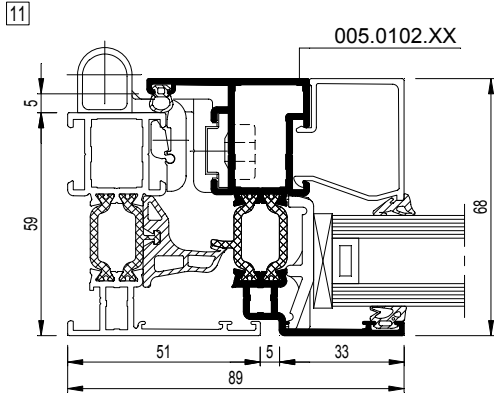
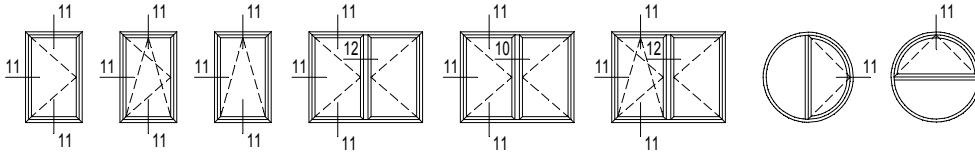
CS68-009003.dxf
 CS68-009003.dwg

 Zie ook T-profielen blz. 22-23
 Voire aussi traverse pag. 22-23
 Look also transom pag. 22-23
 Siehe auch Sprosse pag. 22-23

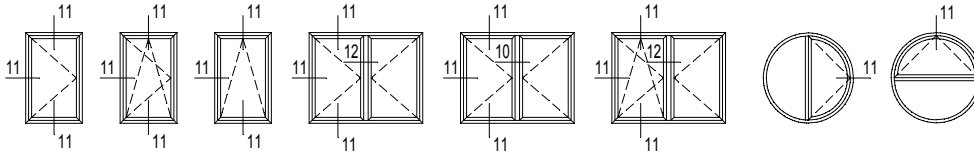
9



CS68-009002.dxf
 CS68-009002.dwg

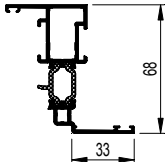


CS68-010001.dxf
 CS68-010001.dwg



005.0102.XX

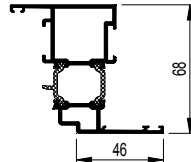
lx = 18.351 cm²



- 11 CS68-011001.dxf
CS68-011001.dwg
- 12 CS68-012001.dxf
CS68-012001.dwg
- 10 CS68-010001.dxf
CS68-010001.dwg

005.0192.XX

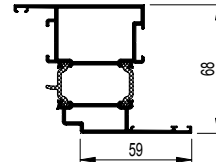
lx = 24.588 cm²



- 11 CS68-011002.dxf
CS68-011002.dwg
- 12 CS68-012002.dxf
CS68-012002.dwg

005.0112.XX

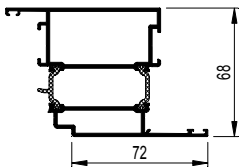
lx = 29.109 cm²



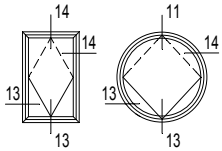
- 11 CS68-011003.dxf
CS68-011003.dwg
- 12 CS68-012003.dxf
CS68-012003.dwg

005.0121.XX

lx = 33.596 cm²

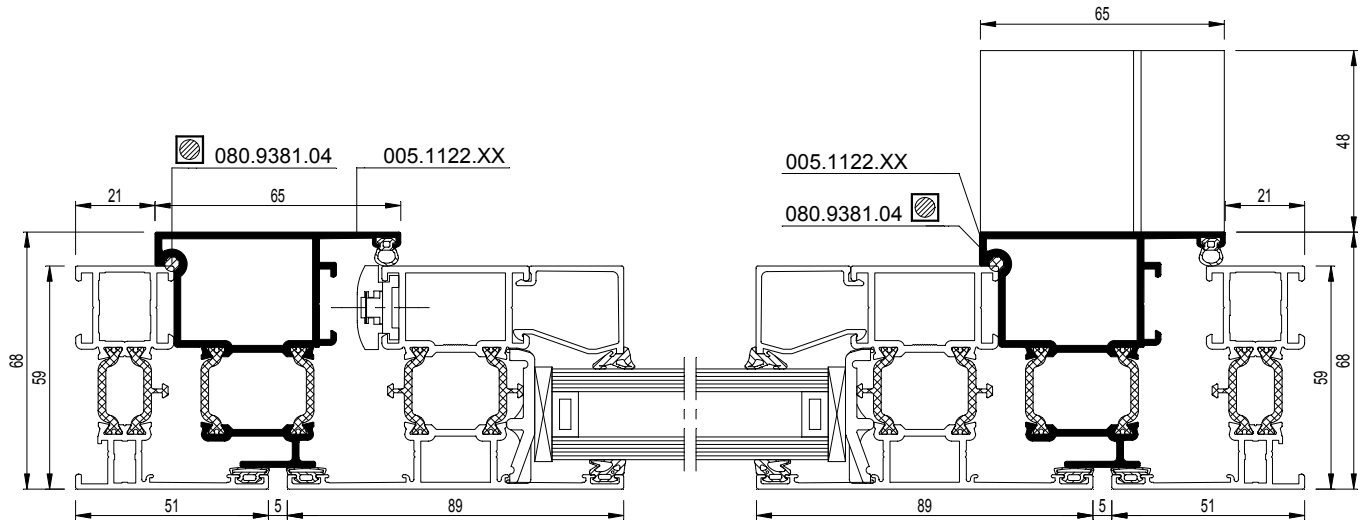


- 11 CS68-011004.dxf
CS68-011004.dwg
- 12 CS68-012004.dxf
CS68-012004.dwg



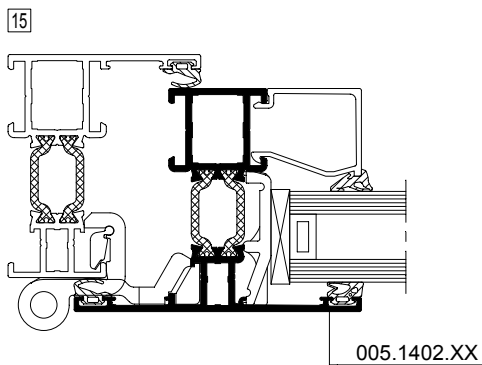
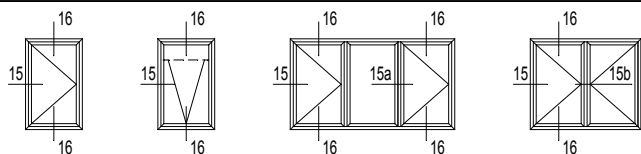
13

14



CS68-013001.dxf
CS68-013001.dwg

CS68-014001.dxf
CS68-014001.dwg

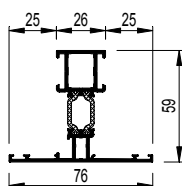


... .dxf
dwg



005.1402.XX

$I_x = 14.957 \text{ cm}^4$

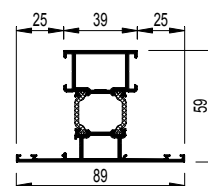


15 CS68-015001.dxf
 CS68-015001.dwg

16 CS68-016001.dxf
 CS68-016001.dwg

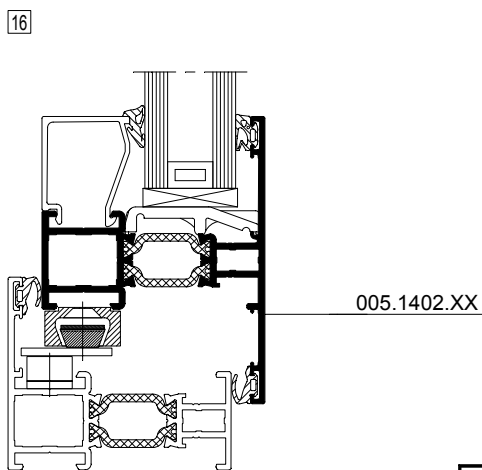
005.1492.XX

$I_x = 19.002 \text{ cm}^4$



15 CS68-015002.dxf
 CS68-015002.dwg

16 CS68-016002.dxf
 CS68-016002.dwg

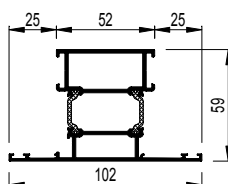


... .dxf
dwg



005.1412.XX

$I_x = 22.384 \text{ cm}^4$

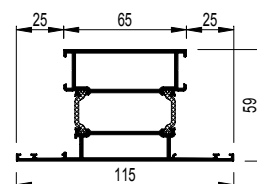


15 CS68-015003.dxf
 CS68-015003.dwg

16 CS68-016003.dxf
 CS68-016003.dwg

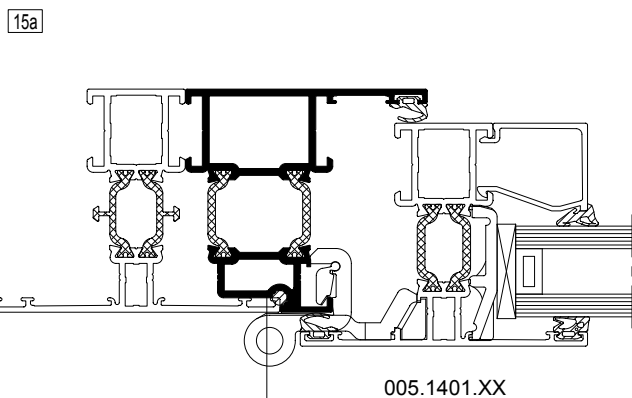
005.1421.XX

$I_x = 25.762 \text{ cm}^4$

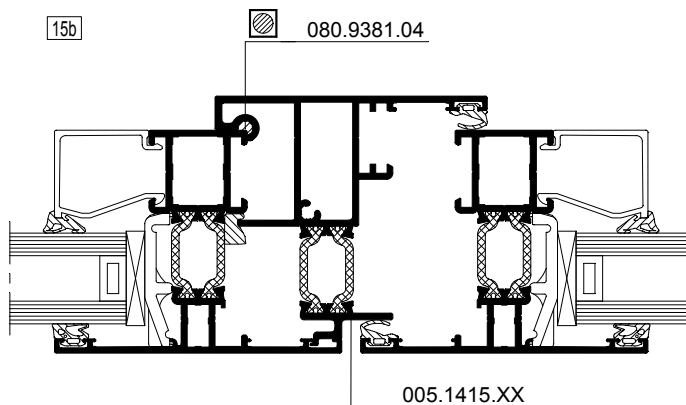


15 CS68-015004.dxf
 CS68-015004.dwg

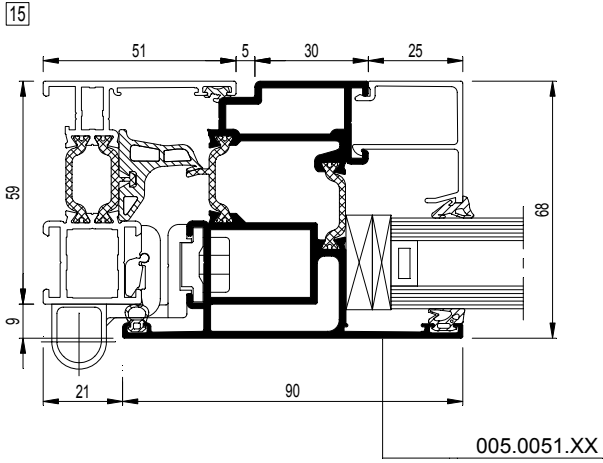
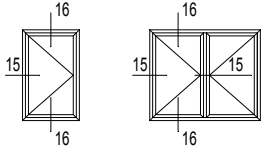
16 CS68-016004.dxf
 CS68-016004.dwg



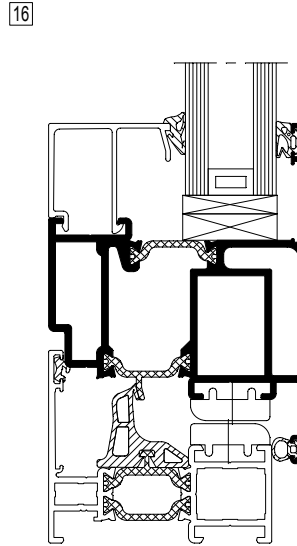
CS68-015005.dxf
 CS68-015005.dwg



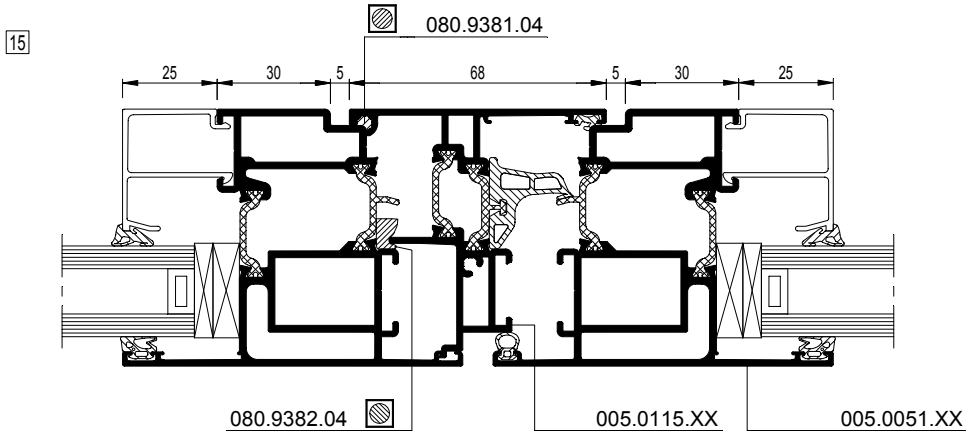
CS68-015006.dxf
 CS68-015006.dwg



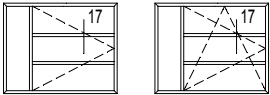
CS68-015007.dxf
 CS68-015007.dwg



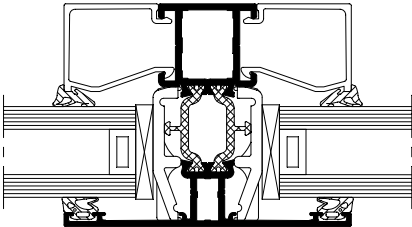
CS68-016006.dxf
 CS68-016006.dwg



CS68-015008.dxf
 CS68-015008.dwg



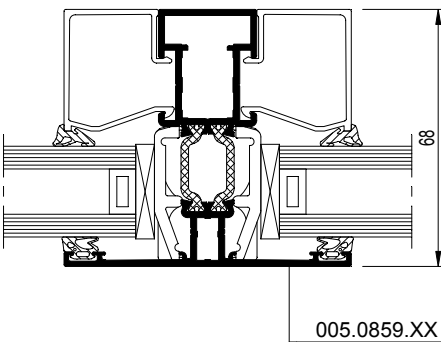
17



CS68-017005.dxf
 CS68-017005.dwg

Zie ook T-profielen blz. 22-23
 Voire aussi traverse pag. 22-23
 Look also transom pag. 22-23
 Siehe auch Sprosse pag. 22-23

17



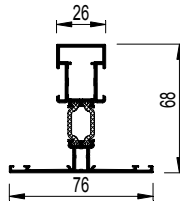
005.0859.XX

... .dxf
dwg



005.0859.XX

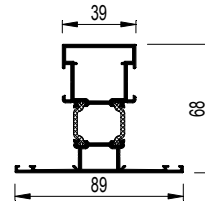
$I_x = 21.044 \text{ cm}^4$



17 CS68-017001.dxf
 CS68-017001.dwg

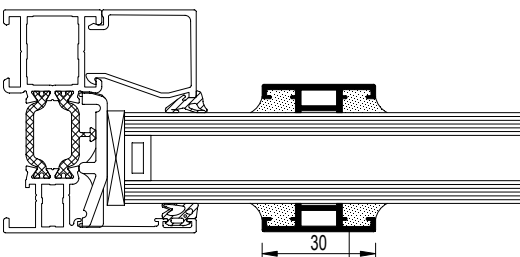
005.0860.XX

$I_x = 26.75 \text{ cm}^4$



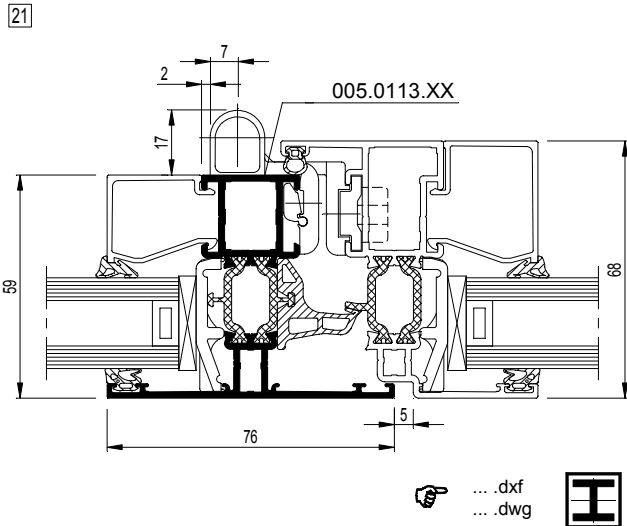
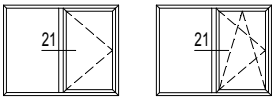
17 CS68-017002.dxf
 CS68-017002.dwg

17



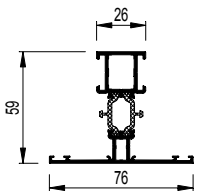
030.0050.XX

CS68-017004.dxf
 CS68-017004.dwg



005.0113.XX

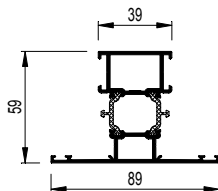
lx = 14.901 cm⁴



21 CS68-021001.dxf
 CS68-021001.dwg

005.0120.XX

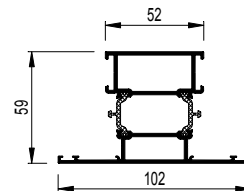
lx = 18.916 cm⁴



21 CS68-021002.dxf
 CS68-021002.dwg

005.0114.XX

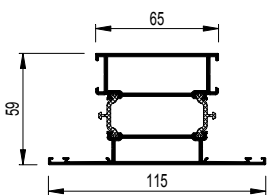
lx = 22.304 cm⁴



21 CS68-021003.dxf
 CS68-021003.dwg

005.0123.XX

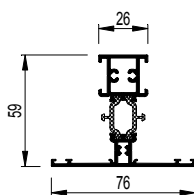
lx = 25.678 cm⁴



21 CS68-021004.dxf
 CS68-021004.dwg

005.0813.XX

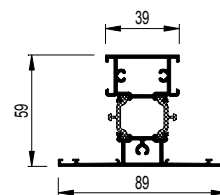
lx = 16.254 cm⁴



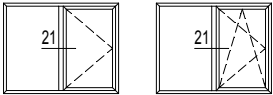
21 CS68-021005.dxf
 CS68-021005.dwg

005.0820.XX

lx = 20.608 cm⁴

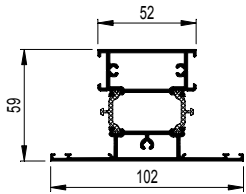


21 CS68-021006.dxf
 CS68-021006.dwg



005.0814.XX

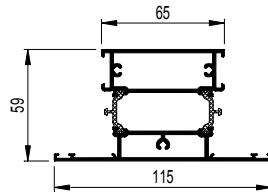
$I_x = 23.978 \text{ cm}^4$



[21] CS68-021007.dxf
 CS68-021007.dwg

005.0823.XX

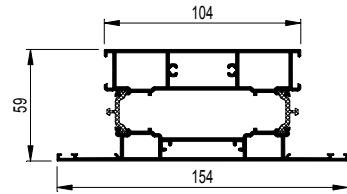
$I_x = 27.337 \text{ cm}^4$



[21] CS68-021008.dxf
 CS68-021008.dwg

005.0824.XX

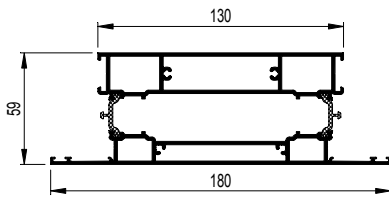
$I_x = 41.760 \text{ cm}^4$



[21] CS68-021009.dxf
 CS68-021009.dwg

005.0817.XX

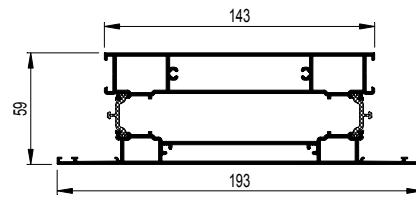
$I_x = 48.853 \text{ cm}^4$



[21] CS68-021010.dxf
 CS68-021010.dwg

005.0847.XX

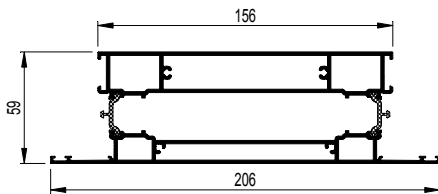
$I_x = 52.408 \text{ cm}^4$



[21] CS68-021011.dxf
 CS68-021011.dwg

005.0850.XX

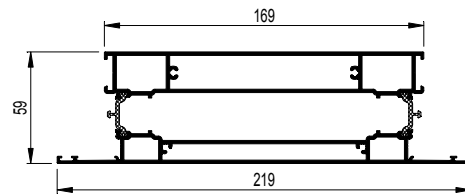
$I_x = 55.962 \text{ cm}^4$



[21] CS68-021012.dxf
 CS68-021012.dwg

005.0854.XX

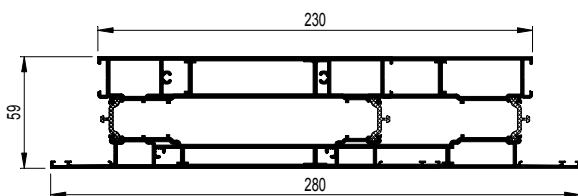
$I_x = 59.827 \text{ cm}^4$



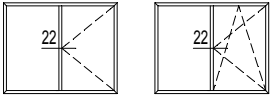
[21] CS68-021013.dxf
 CS68-021013.dwg

005.0155.XX

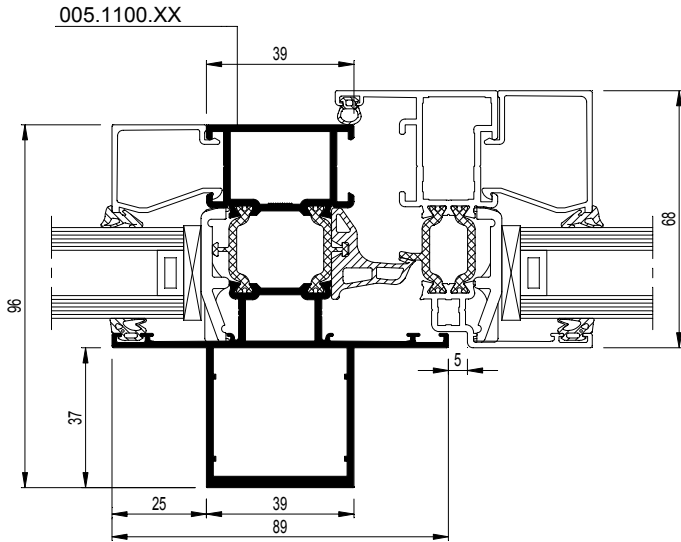
$I_x = 86.523 \text{ cm}^4$



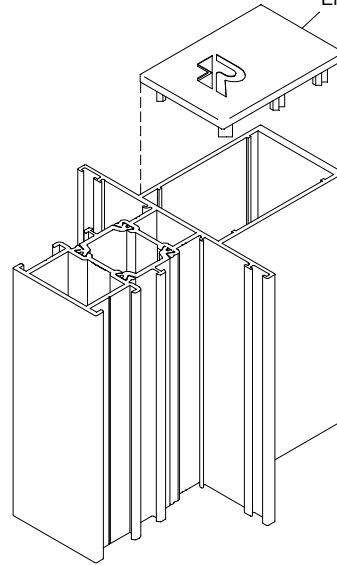
[21] CS68-021014.dxf
 CS68-021014.dwg



22



Einstücken beschikbaar
 Pieces de finition disponible
 End parts available
 Endstücke verfügbar

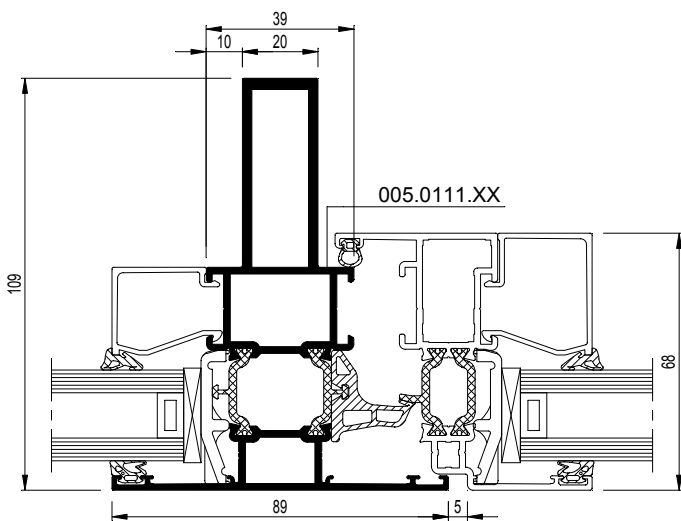


CS68-3d0002.dxf
 CS68-3d0002.dwg

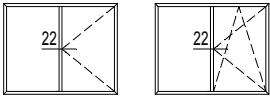
... .dxf
dwg



22a

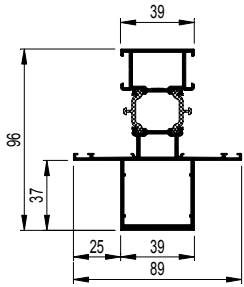


CS68-022008.dxf
 CS68-022008.dwg



005.1100.XX

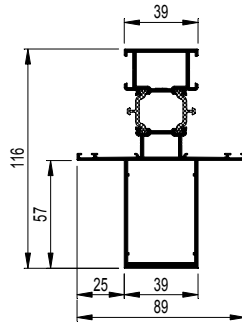
$I_x = 52.808 \text{ cm}^4$



22 CS68-022001.dxf
 CS68-022001.dwg

005.1109.XX

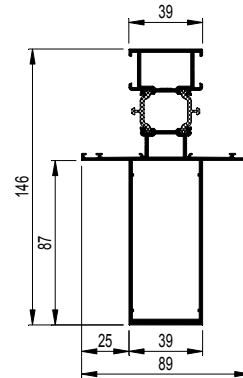
$I_x = 83.486 \text{ cm}^4$



22 CS68-022002.dxf
 CS68-022002.dwg

005.1110.XX

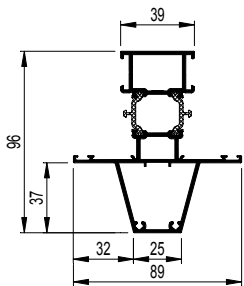
$I_x = 151.909 \text{ cm}^4$



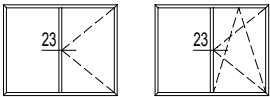
22 CS68-022003.dxf
 CS68-022003.dwg

005.0420.XX

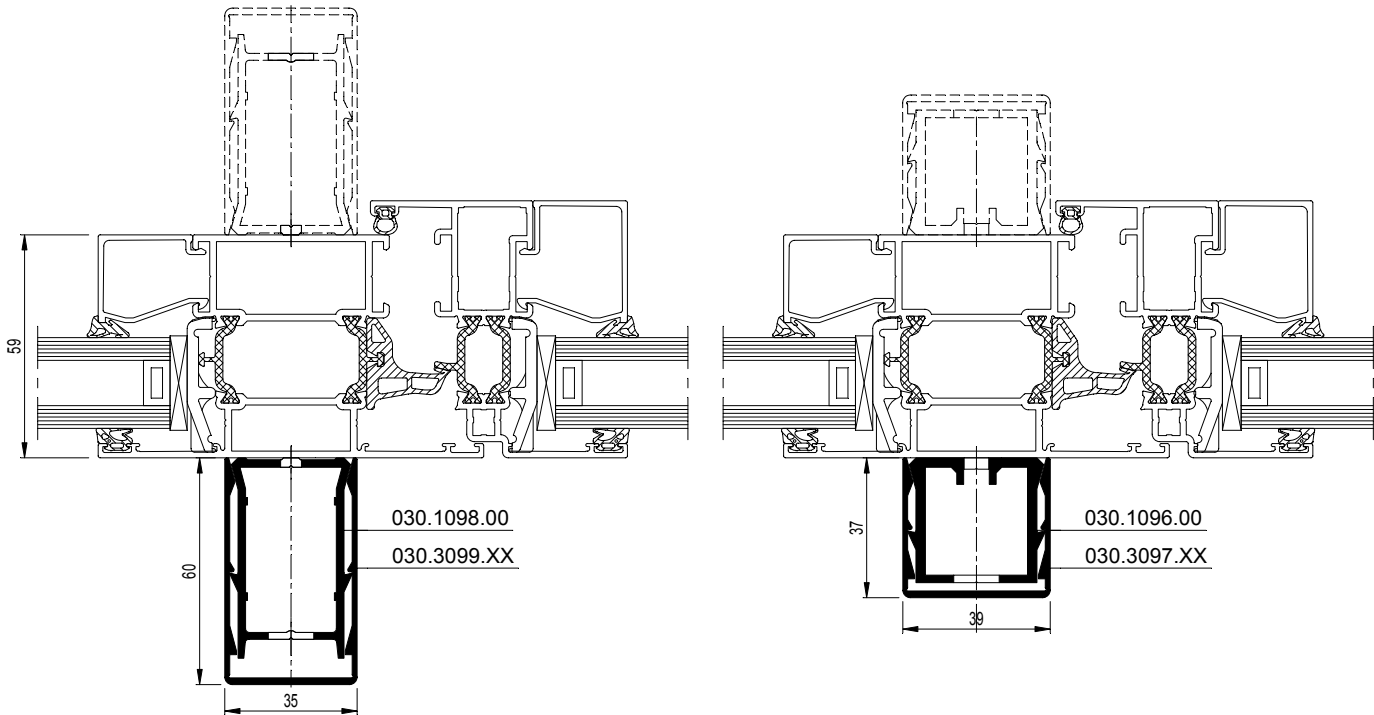
$I_x = 45.079 \text{ cm}^4$



22 CS68-022007.dxf
 CS68-022007.dwg



23a

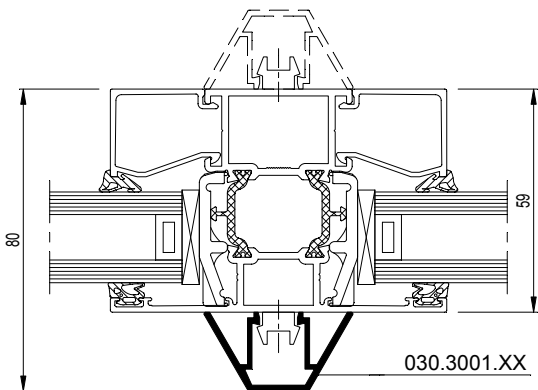


... .dxf
dwg

23

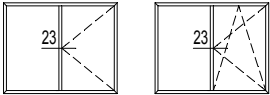
Nota : voor keuze van versteviging : zie waarden op blz. 27
 Note : pour choix de renforcement : voir valeurs page 27
 Note: For choice of reinforcement, see values on pages 27
 Nota : für Verstärkungswahl : siehe Werte Seite 27

23



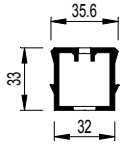
CS68-023002.dxf
 CS68-023002.dwg

Nota : geen versteviging, enkel esthetiek
 Note : pas de renforcements, seulement esthétique
 Note: No reinforcement only aesthetics
 Nota : keine Verstärkung, nur Ästhetik



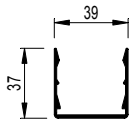
030.1096.00

$I_x = 4.881 \text{ cm}^4$



030.3097.XX

$I_x = 2.767 \text{ cm}^4$

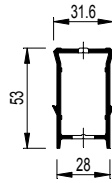


CS68-023007.dxf
 CS68-023007.dwg

CS68-023008.dxf
 CS68-023008.dwg

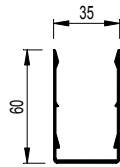
030.1097.00

$I_x = 10.260 \text{ cm}^4$



030.3099.XX

$I_x = 9.625 \text{ cm}^4$

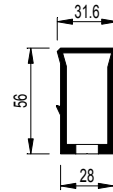


CS68-023004.dxf
 CS68-023004.dwg

CS68-023006.dxf
 CS68-023006.dwg

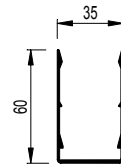
030.1098.00

$I_x = 19.656 \text{ cm}^4$



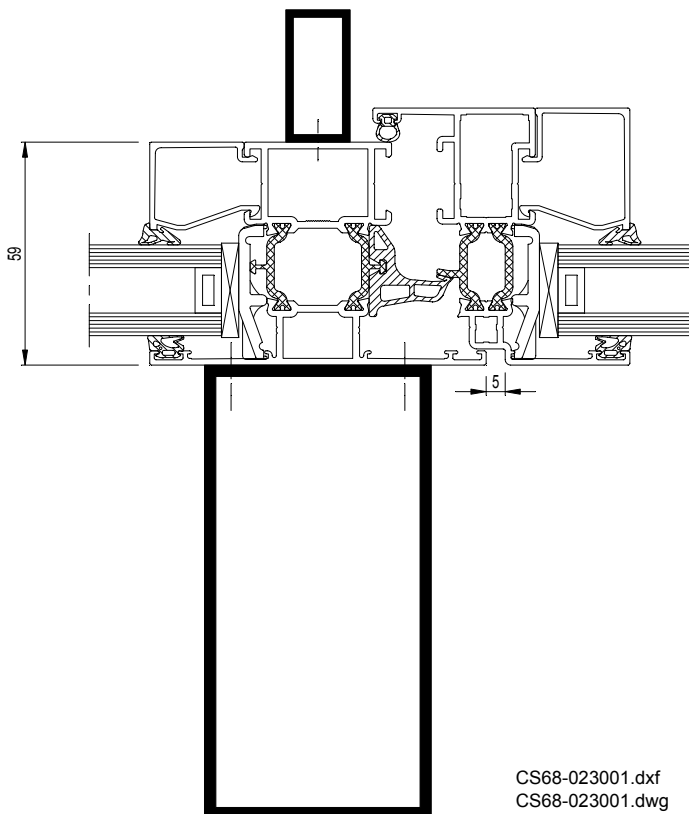
030.3099.XX

$I_x = 9.625 \text{ cm}^4$



CS68-023003.dxf
 CS68-023003.dwg

CS68-023005.dxf
 CS68-023005.dwg



CS68-023001.dxf
 CS68-023001.dwg

Opmerking: - Verstevinging van binnenzijde + scharnier is niet mogelijk.

- Bevestiging: om de 300 mm

- Bij horizontale verstevinging, gelieve het Reynaers filiaal in uw land te contacteren



Remarque: - Positionnement du renfort à l'intérieur en présence de charnières non possible.

- Fixation: tous les 300 mm

- Pour utilisation comme renfort horizontal, veuillez contacter la succursale Reynaers dans votre pays.

Remark: - Reinforcement of inner side + hinge is not possible in case the inner side of a transom-mullion < 75 mm

- Fixing: every 300 mm

- For horizontal reinforcements, please contact your local Reynaers office.

Anmerkung: - Verstärkung der Innenseite und des Bandes ist unmöglich wenn die Innenseite einer Sprosse < 75 mm

- Befestigung: jede 300 mm

- Bei horizontaler Verstärkung, Bitte kontaktieren Sie Ihre örtliche Reynaers Filiale

<p>i Versteving langs binnen Renforcement du côté intérieur Reinforcement inside Verstärkung der Innenseite</p>			<p>e Versteving langs buiten Renforcement du côté extérieur Reinforcement outside Verstärkung der Aussenseite</p>						
<p>T-profiel Traverse Transom-mullion Sprosse</p>	Zonder versteving Sans renforcement Without reinforcement Ohne Verstärkung		met 030.1096.00 avec 030.1096.00 with 030.1096.00 mit		met 030.1097.00 avec 030.1097.00 with 030.1097.00 mit		met 030.1098.00 avec 030.1098.00 with 030.1098.00 mit		
	lx cm4	Wx cm3	lx cm4	Wx cm3	lx cm4	Wx cm3	lx cm4	Wx cm3	
005.0113.XX 	14.901	4.187	e 38.354 i --	7.241 --	54.088 --	9.448 --	78.876 --	11.971 --	
005.0120.XX 	18.912	5.745	e 45.915 i 59.382	9.194 12.333	63.097 79.521	10.816 12.325	92.067 115.420	14.852 19.882	
005.0114.XX 	22.304	6.552	e 51.394 i 64.332	10.681 12.935	69.598 85.309	11.488 12.829	101.467 124.227	17.075 20.536	

Opmerking: - Verstevinging van binnenzijde + scharnier is niet mogelijk.

- Bevestiging: om de 300 mm

- Bij horizontale verstevinging, gelieve het Reynaers filiaal in uw land te contacteren



Remarque: - Positionnement du renfort à l'intérieur en présence de charnières non possible.

- Fixation: tous les 300 mm

- Pour utilisation comme renfort horizontal, veuillez contacter la succursale Reynaers dans votre pays.

Remark: - Reinforcement of inner side + hinge is not possible in case the inner side of a transom-mullion < 75 mm


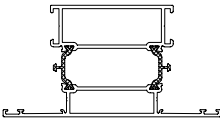
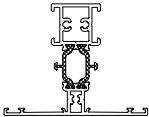
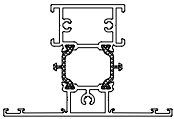
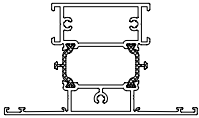
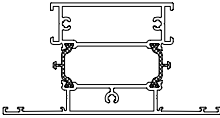
- Fixing: every 300 mm

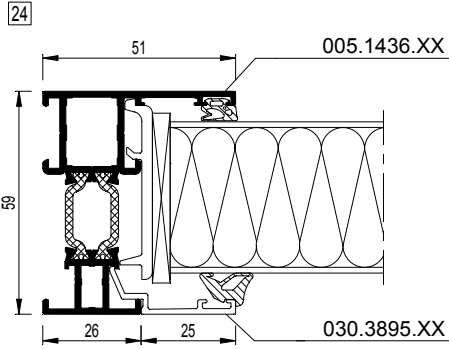
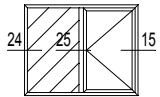
- For horizontal reinforcements, please contact your local Reynaers office.

Anmerkung: - Verstärkung der Innenseite und des Bandes ist unmöglich wenn die Innenseite einer Sprosse < 75 mm

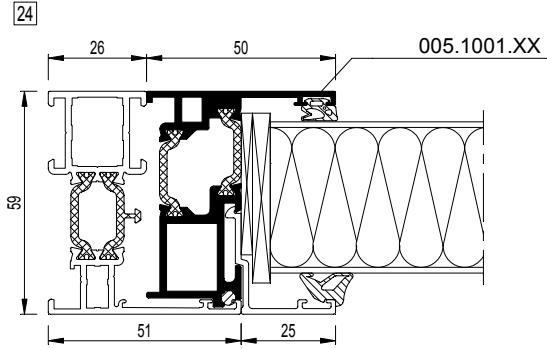
- Befestigung: jede 300 mm

- Bei horizontaler Verstärkung, Bitte kontaktieren Sie Ihre örtliche Reynaers Filiale

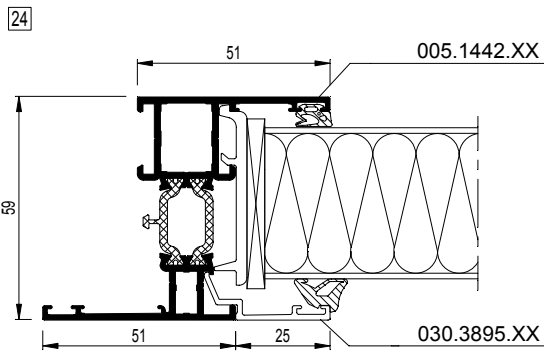
 T-profiel Traverse Transom-mullion Sprosse	Zonder verstevinging Sans renforcement Without reinforcement Ohne Verstärkung			met 030.1096.00 avec 030.1096.00 with 030.1096.00 mit 030.1096.00		met 030.1097.00 avec 030.1097.00 with 030.1097.00 mit 030.1097.00		met 030.1098.00 avec 030.1098.00 with 030.1098.00 mit 030.1098.00	
	Ix cm ⁴	Wx cm ³		Ix cm ⁴	Wx cm ³	Ix cm ⁴	Wx cm ³	Ix cm ⁴	Wx cm ³
005.0123.XX 	25.678	7.627	e	56.538	12.135	75.519	12.098	109.943	19.043
			i	69.014	13.518	90.647	13.308	132.187	21.132
005.0813.XX 	16.273	4.712	e	41.733	8.106	58.218	10.309	84.884	13.233
			i	--	--	--	--	--	--
005.0820.XX 	20.608	6.077	e	49.291	10.141	67.210	11.214	98.182	16.299
			i	61.623	12.583	82.142	12.530	119.688	20.144
005.0814.XX 	23.978	7.149	e	54.534	11.609	73.293	11.840	106.942	18.460
			i	66.437	13.180	87.691	13.025	127.989	20.773
005.0823.XX 	27.337	8.220	e	59.449	12.818	78.897	12.418	114.896	19.468
			i	70.996	13.761	92.856	13.499	135.584	21.351



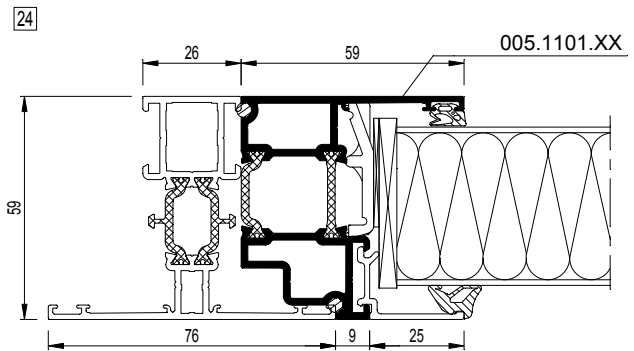
... .dxf
dwg



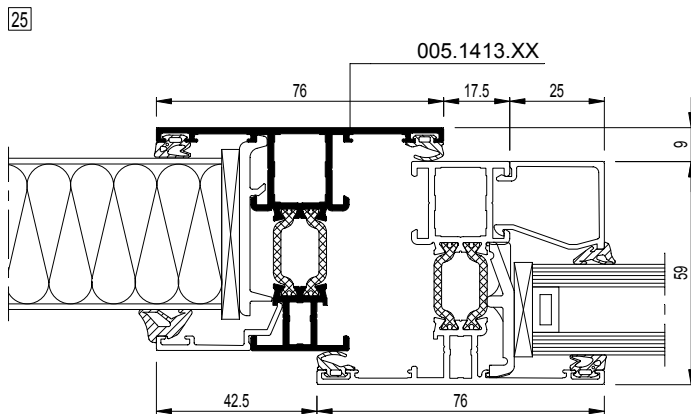
CS68-024006.dxf
 CS68-024006.dwg



CS68-024005.dxf
 CS68-024005.dwg

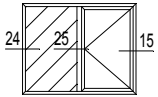


CS68-024007.dxf
 CS68-024007.dwg



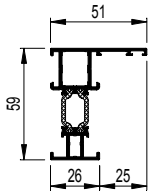
... .dxf
dwg





005.1436.XX

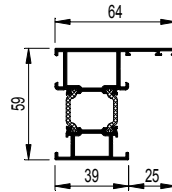
$I_x = 12.244 \text{ cm}^4$



24 CS68-024001.dxf
 CS68-024001.dwg

005.1483.XX

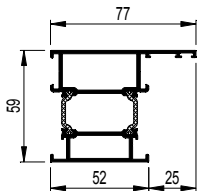
$I_x = 16.371 \text{ cm}^4$



24 CS68-024002.dxf
 CS68-024002.dwg

005.1425.XX

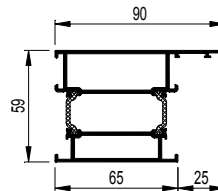
$I_x = 19.855 \text{ cm}^4$



24 CS68-024003.dxf
 CS68-024003.dwg

005.1440.XX

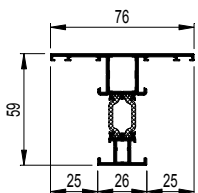
$I_x = 23.292 \text{ cm}^4$



24 CS68-024004.dxf
 CS68-024004.dwg

005.1413.XX

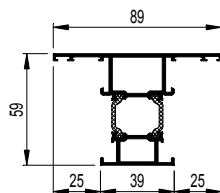
$I_x = 13.98 \text{ cm}^4$



25 CS68-025001.dxf
 CS68-025001.dwg

005.1416.XX

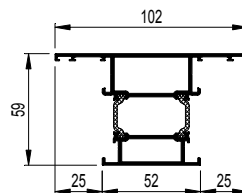
$I_x = 18.408 \text{ cm}^4$



25 CS68-025002.dxf
 CS68-025002.dwg

005.1414.XX

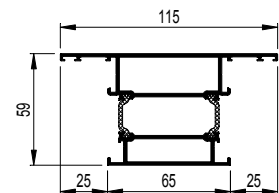
$I_x = 22.071 \text{ cm}^4$



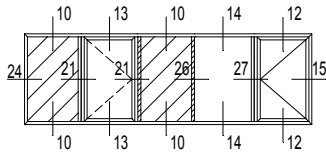
25 CS68-025003.dxf
 CS68-025003.dwg

005.1423.XX

$I_x = 25.642 \text{ cm}^4$



25 CS68-025004.dxf
 CS68-025004.dwg



26

005.1442.XX

25 51

☞dxf
... .dwg

27

51 17.5 25 9 59 42.5 76

005.1442.XX

☞dxf
... .dwg

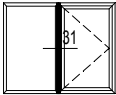
<p>005.1442.XX</p> <p>$I_x = 15.881 \text{ cm}^4$</p> <p>26 CS68-026001.dxf CS68-026001.dwg</p> <p>27 CS68-027001.dxf CS68-027001.dwg</p>	<p>005.1443.XX</p> <p>$I_x = 19.794 \text{ cm}^4$</p> <p>26 CS68-026002.dxf CS68-026002.dwg</p> <p>27 CS68-027002.dxf CS68-027002.dwg</p>	<p>005.1451.XX</p> <p>$I_x = 23.143 \text{ cm}^4$</p> <p>26 CS68-026003.dxf CS68-026003.dwg</p> <p>27 CS68-027003.dxf CS68-027003.dwg</p>	<p>005.1444.XX</p> <p>$I_x = 26.489 \text{ cm}^4$</p> <p>26 CS68-026004.dxf CS68-026004.dwg</p> <p>27 CS68-027004.dxf CS68-027004.dwg</p>
---	---	---	---

26

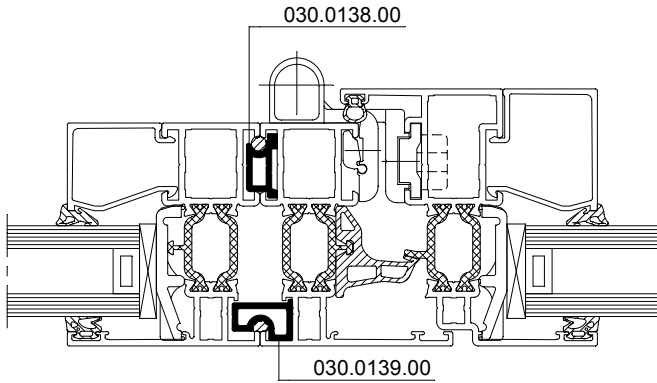
001.0549.XX

25 51 38

CS68-026005.dxf
CS68-026005.dwg

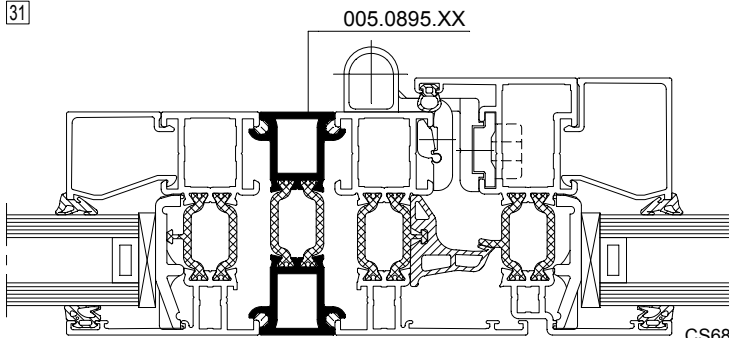


31



CS68-031001.dxf
 CS68-031001.dwg

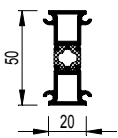
31



CS68-031002.dxf
 CS68-031002.dwg

001.0895.XX

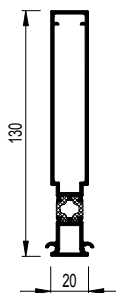
$I_x = 6.969 \text{ cm}^4$



31 CS68-031002.dxf
 CS68-031002.dwg

006.1971.XX

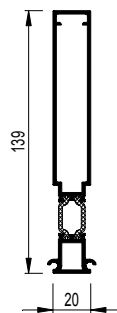
$I_x = 78.845 \text{ cm}^4$



31 CS68-031006.dxf
 CS68-031006.dwg

006.1972.XX

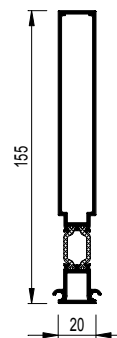
$I_x = 90.480 \text{ cm}^4$



31 CS68-031007.dxf
 CS68-031007.dwg

006.0371.XX

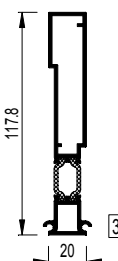
$I_x = 120.097 \text{ cm}^4$




31 CS68-031005.dxf
 CS68-031005.dwg

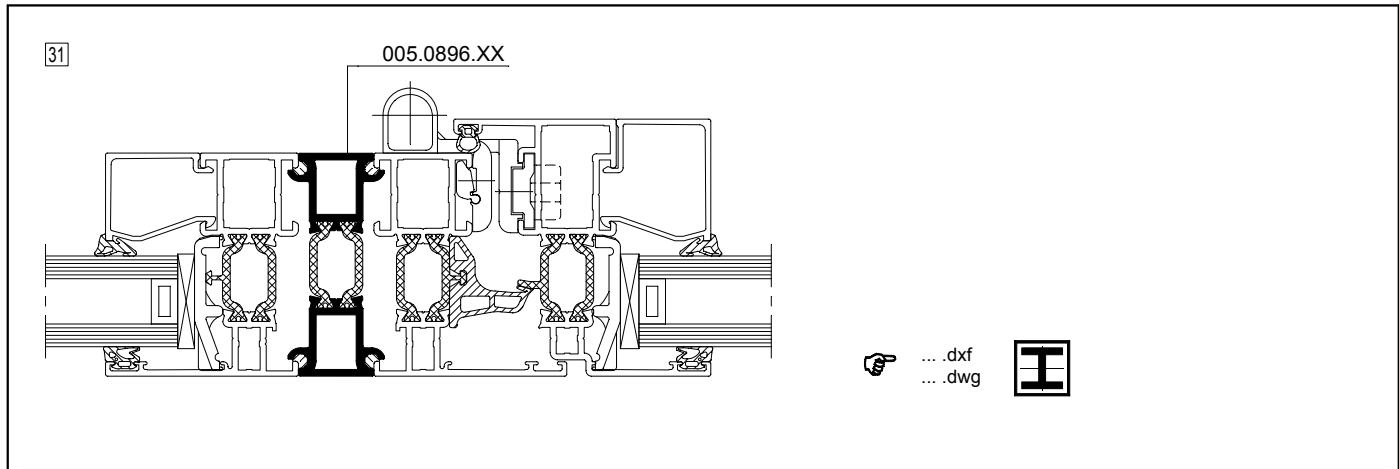
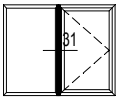
005.1837.XX

$I_x = 58.021 \text{ cm}^4$



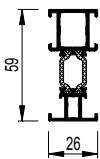
31 CS68-031003.dxf
 CS68-031003.dwg





005.0896.XX

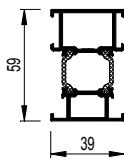
$I_x = 9.987 \text{ cm}^4$



31 CS68-031008.dxf
 CS68-031008.dwg

005.0893.XX

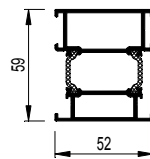
$I_x = 13.865 \text{ cm}^4$



31 CS68-031009.dxf
 CS68-031009.dwg

005.0897.XX

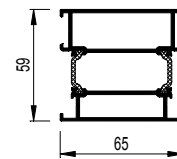
$I_x = 17.221 \text{ cm}^4$



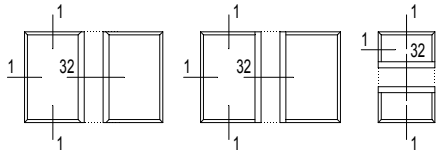
31 CS68-031010.dxf
 CS68-031010.dwg

005.0894.XX

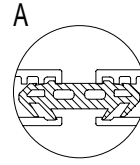
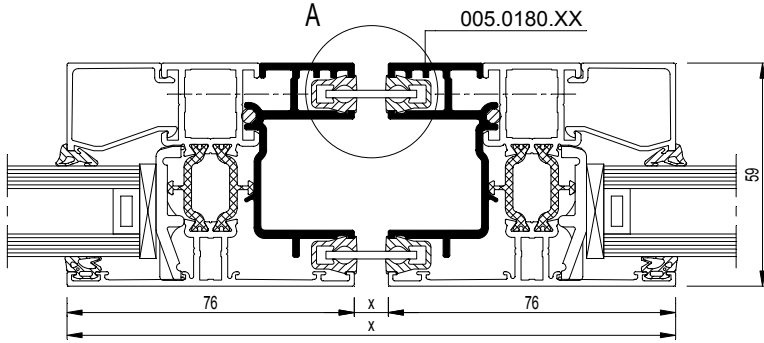
$I_x = 20.564 \text{ cm}^4$



31 CS68-031011.dxf
 CS68-031011.dwg



32

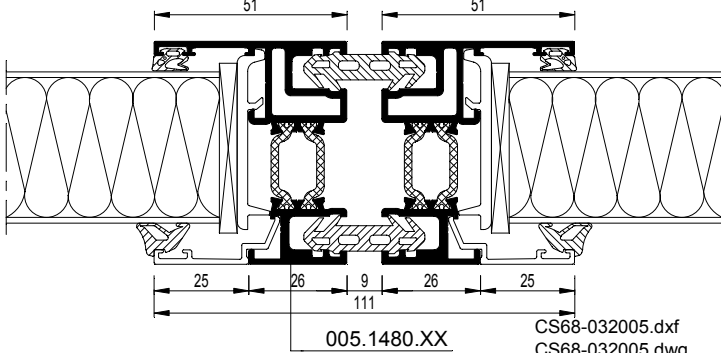


VARIANT
 VARIANTE
 VARIANT
 VARIANTE

CS68-032002.dxf
 CS68-032002.dwg

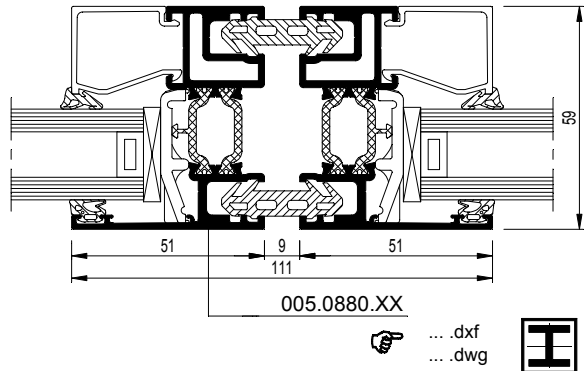
CS68-032001.dxf
 CS68-032001.dwg

Naar buiten draaiend
 Ouvrant vers l'extérieur
 Outward opening
 nach außen öffnend



CS68-032005.dxf
 CS68-032005.dwg

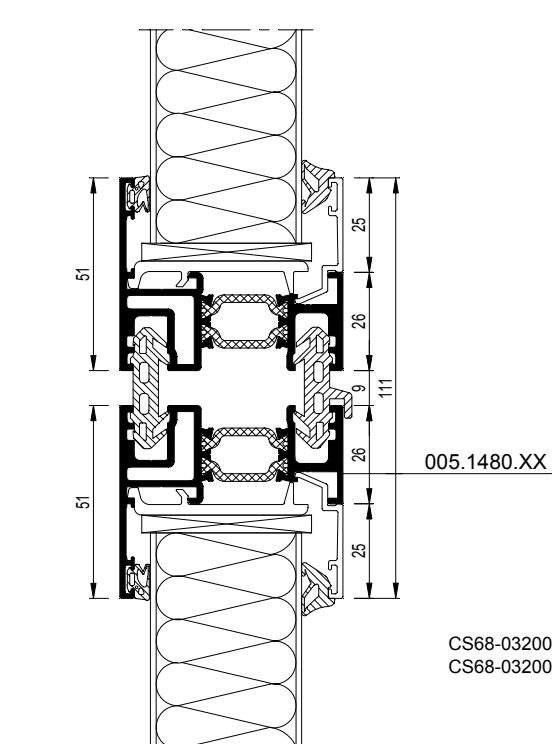
32



... dxf
 ... dwg

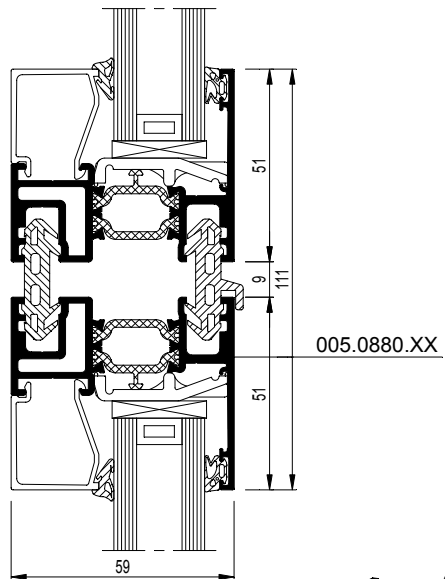


Naar buiten draaiend
 Ouvrant vers l'extérieur
 Outward opening
 nach außen öffnend



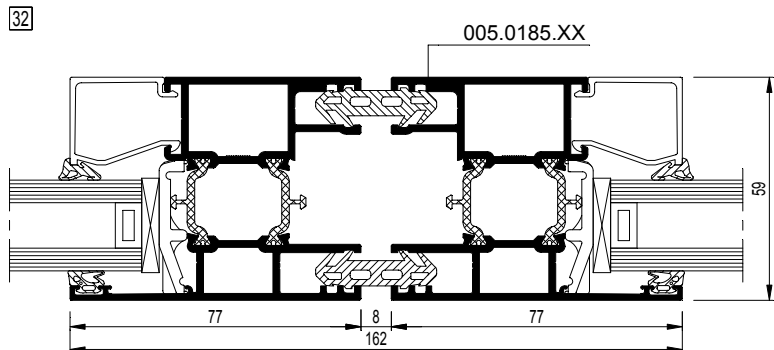
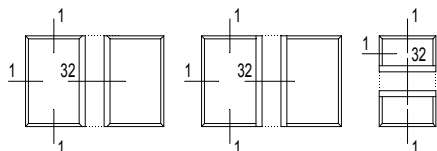
CS68-032006.dxf
 CS68-032006.dwg

32

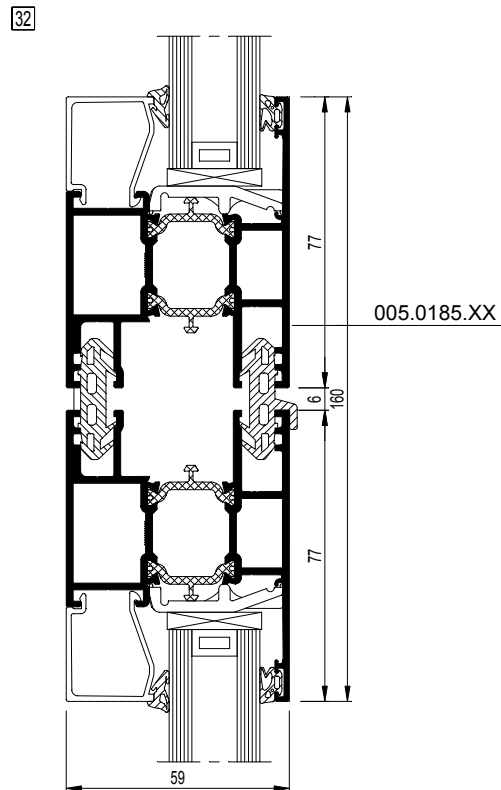


... dxf
 ... dwg

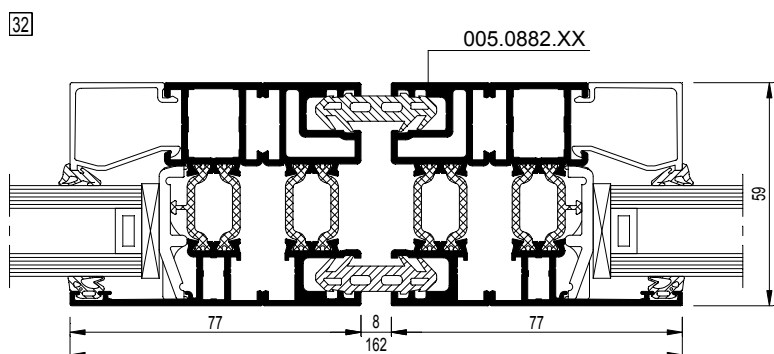




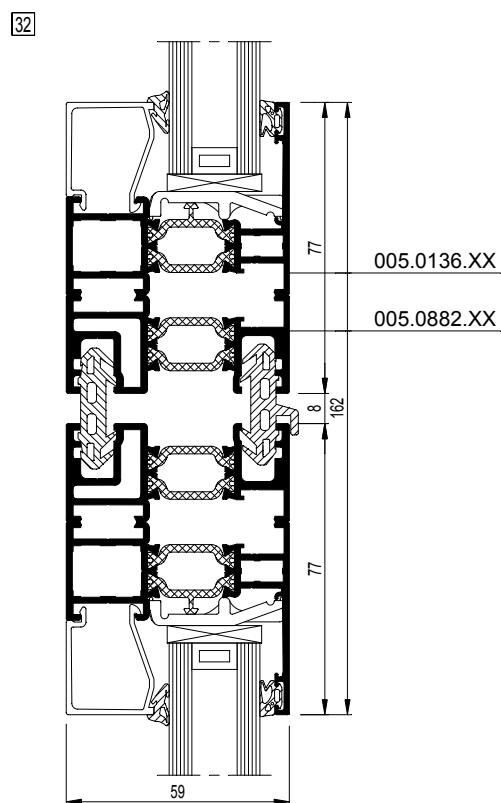
CS68-032007.dxf
 CS68-032007.dwg



CS68-032008.dxf
 CS68-032008.dwg



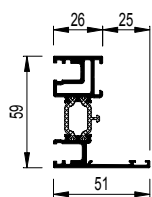
CS68-032009.dxf
 CS68-032009.dwg



CS68-032010.dxf
 CS68-032010.dwg

005.0880.XX

$I_x = 15.205 \text{ cm}^4$

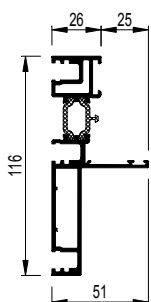


CS68-032003.dxf
 CS68-032003.dwg

CS68-032004.dxf
 CS68-032004.dwg


005.0881.XX

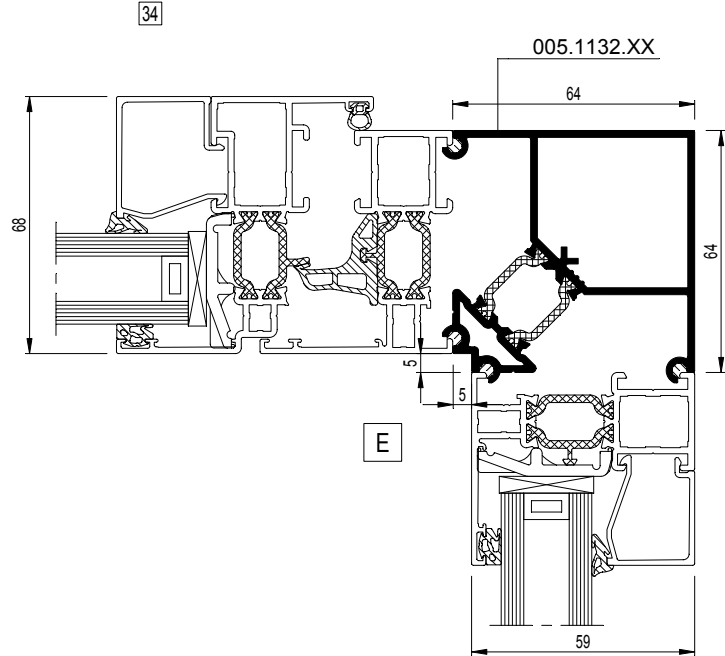
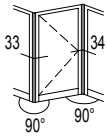
$I_x = 62.747 \text{ cm}^4$



CS68-032011.dxf
 CS68-032011.dwg

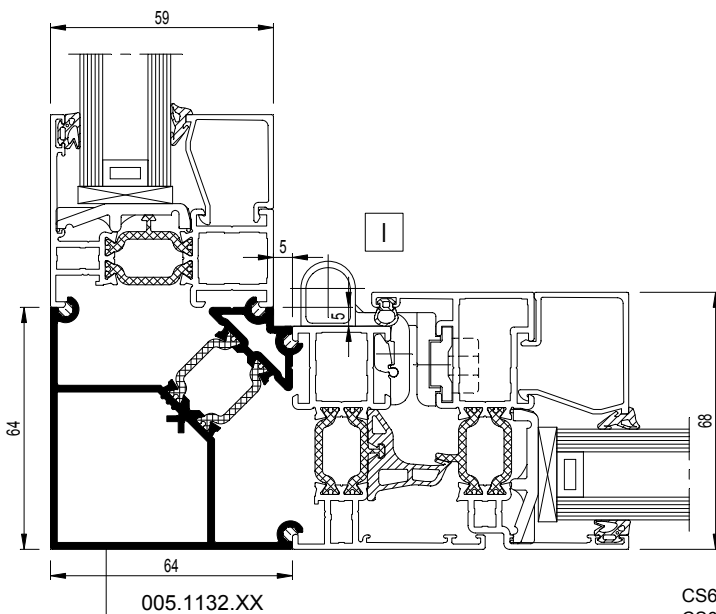
CS68-032012.dxf
 CS68-032012.dwg



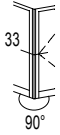


CS68-034001.dxf
 CS68-034001.dwg

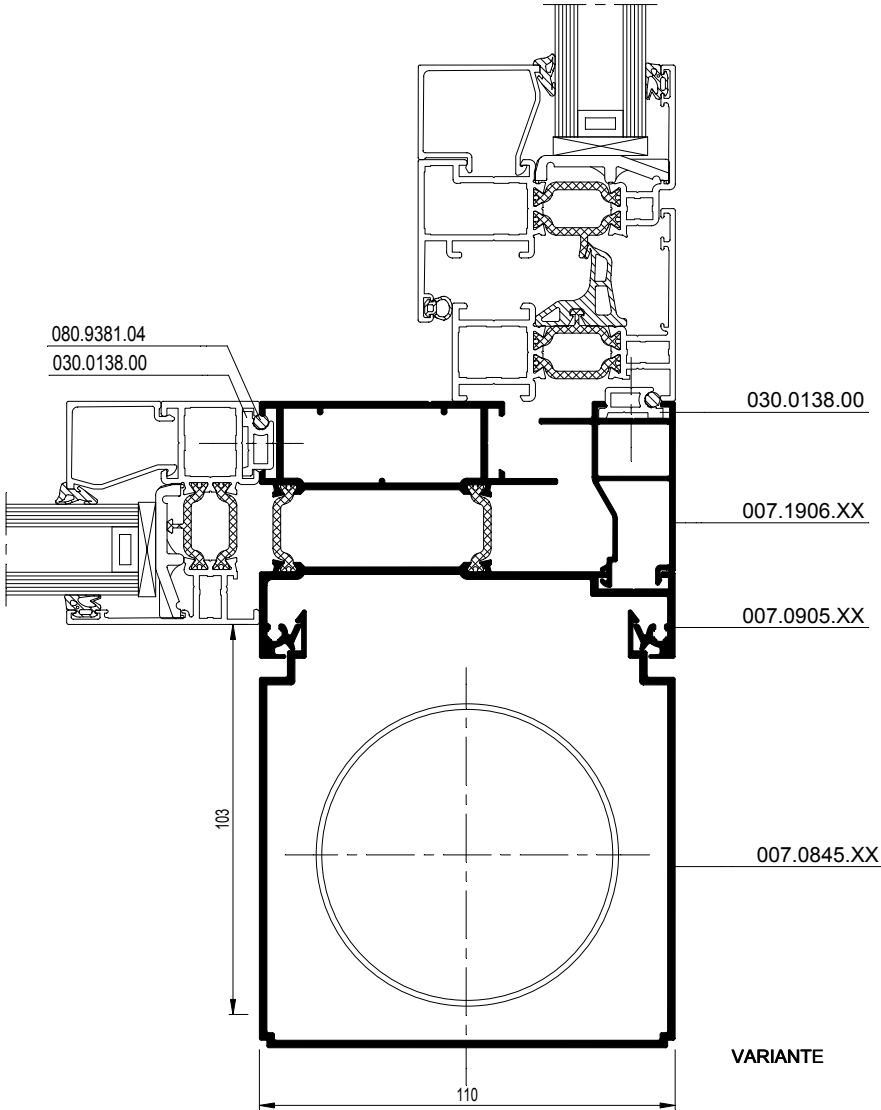
33



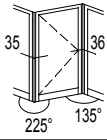
CS68-033001.dxf
 CS68-033001.dwg



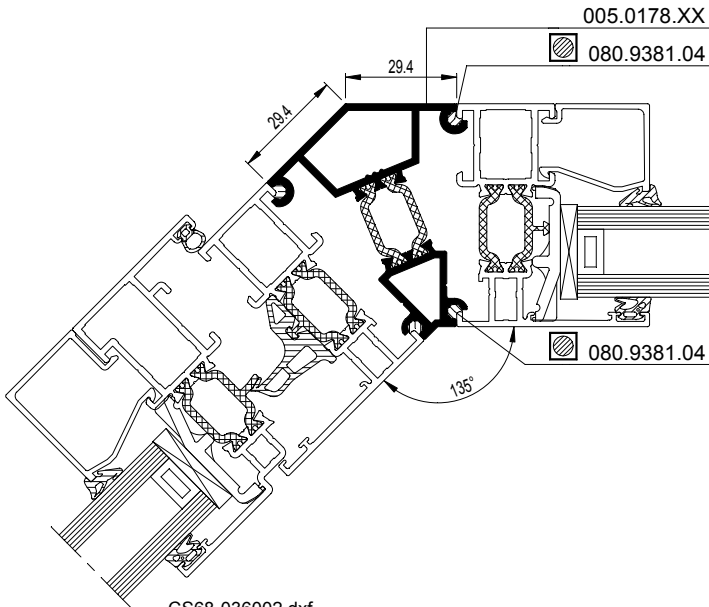
33



CS68-033002.dxf
 CS68-033002.dwg

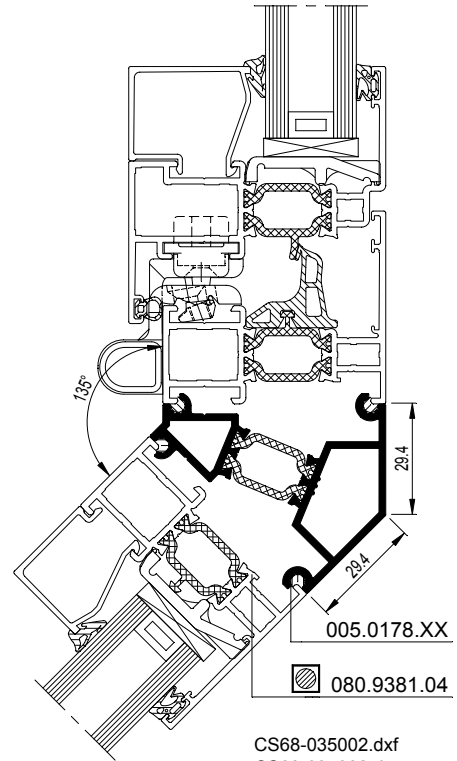


36

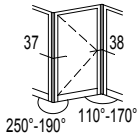


CS68-036002.dxf
 CS68-036002.dwg

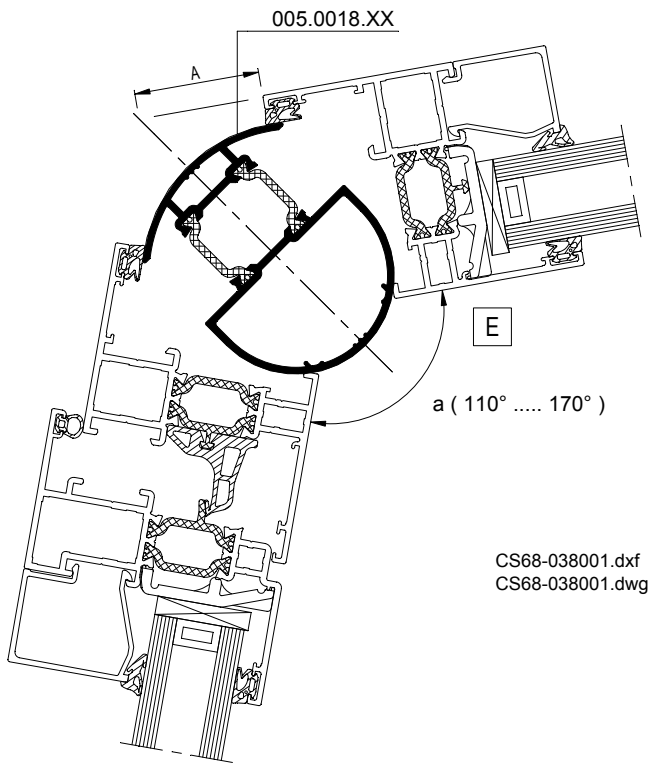
35



CS68-035002.dxf
 CS68-035002.dwg

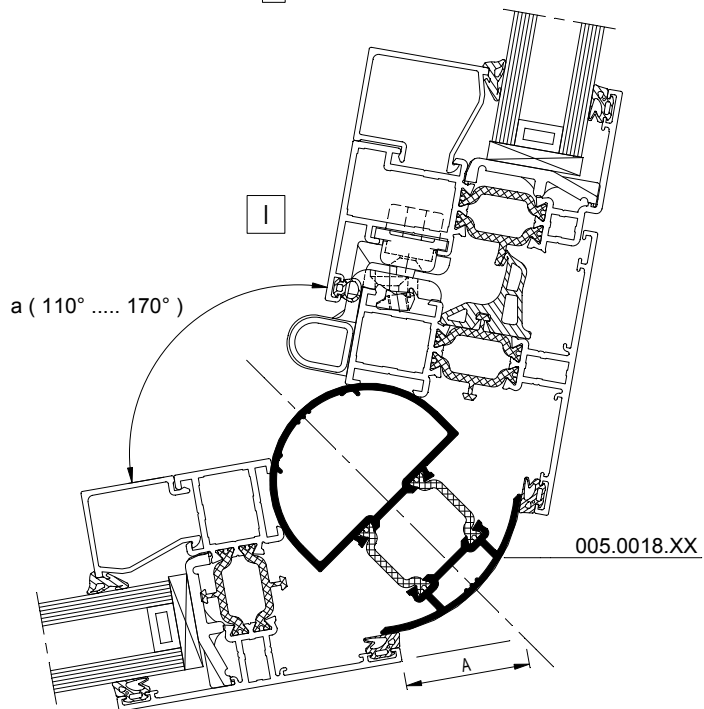


38



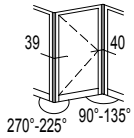
CS68-038001.dxf
 CS68-038001.dwg

37

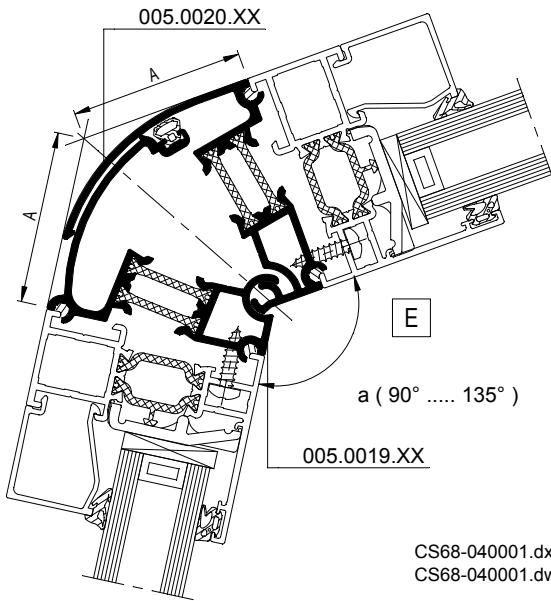


CS68-037001.dxf
 CS68-037001.dwg

a	A
170°	4
160°	8
150°	12.5
140°	17
130°	22
120°	27.5
110°	33.5



40

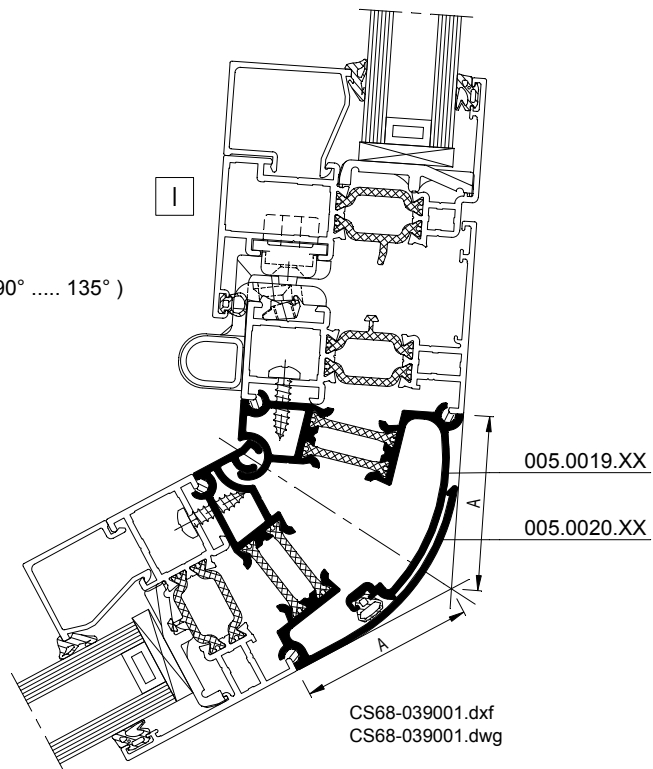


CS68-040001.dxf
 CS68-040001.dwg

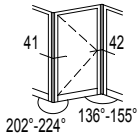
a	A
90°	71.2
95°	66.5
100°	62.1
105°	58.1
110°	54.3
115°	50.8
120°	47.4
125°	44.2
130°	41.2
135°	38.2
max. 136°	37.7

39

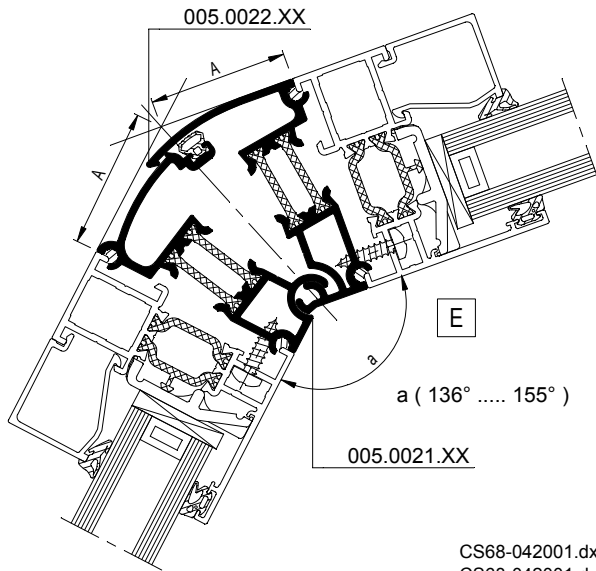
a (90° 135°)



CS68-039001.dxf
 CS68-039001.dwg



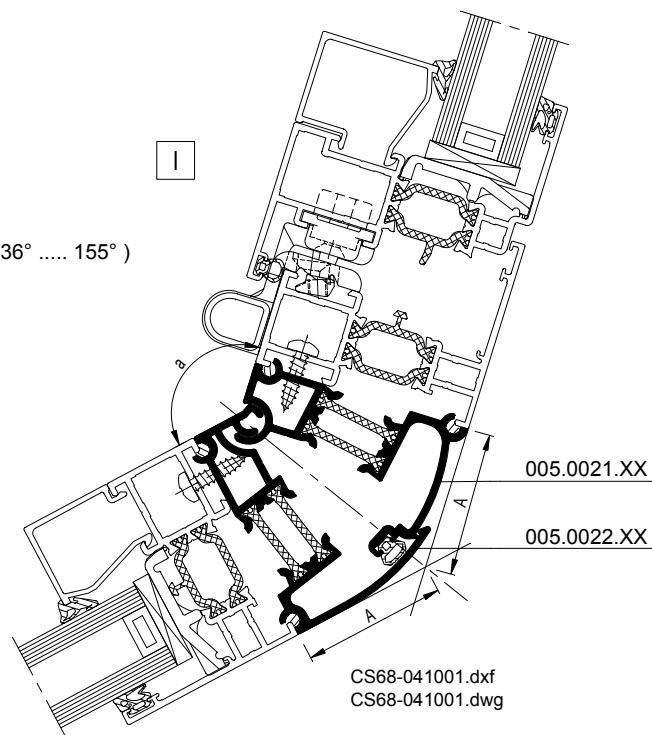
42



CS68-042001.dxf
 CS68-042001.dwg

41

a (136° 155°)



CS68-041001.dxf
 CS68-041001.dwg

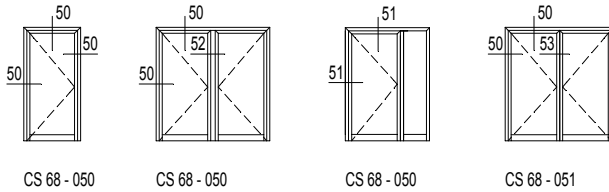
a	A
136°	37.7
140°	35.5
145°	32.7
150°	30.1
155°	27.5
max. 160°	24.9

CS 68 (doors)

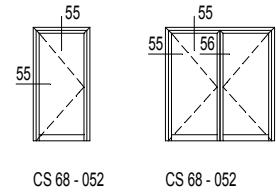


5 Doors inward opening

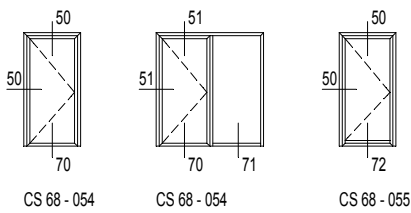
Inward opening doors



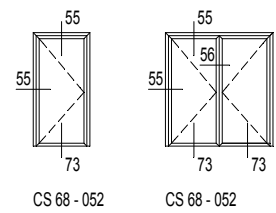
... with window profiles



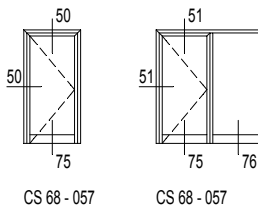
Inward opening doors with vent crimped all round



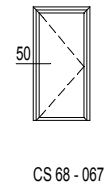
... with window profiles



Doors and window-doors with transom-mullions

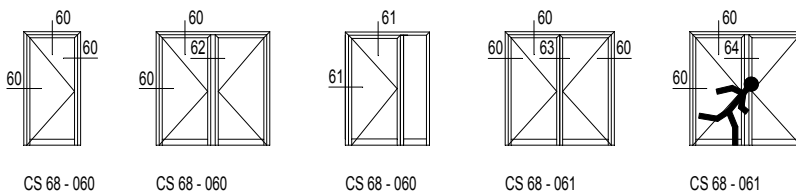


Doors with panels

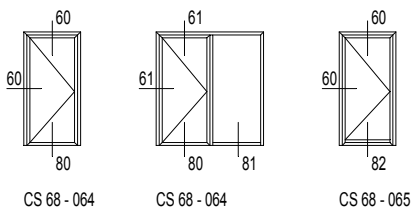


6 Doors outward opening

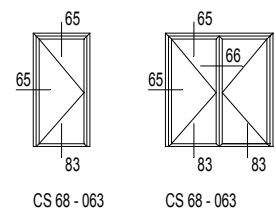
Outward opening doors



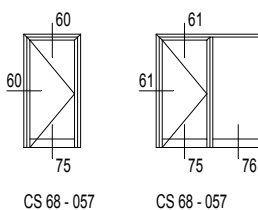
Outward opening doors with vent crimped all round



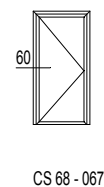
... with window profiles

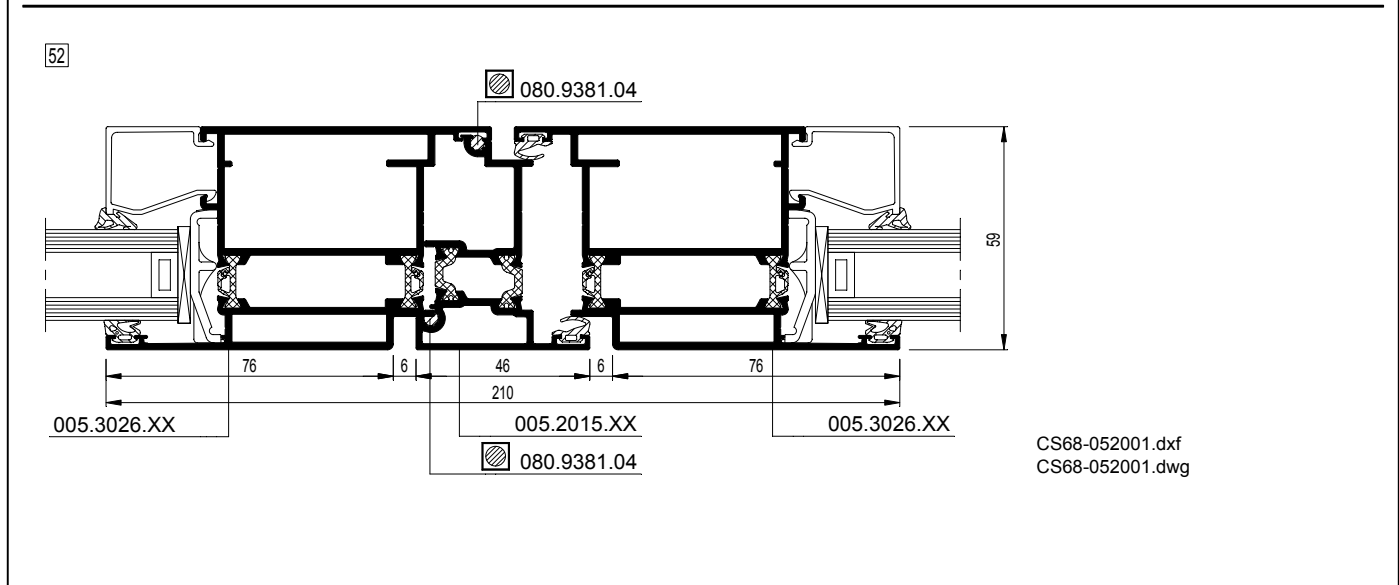
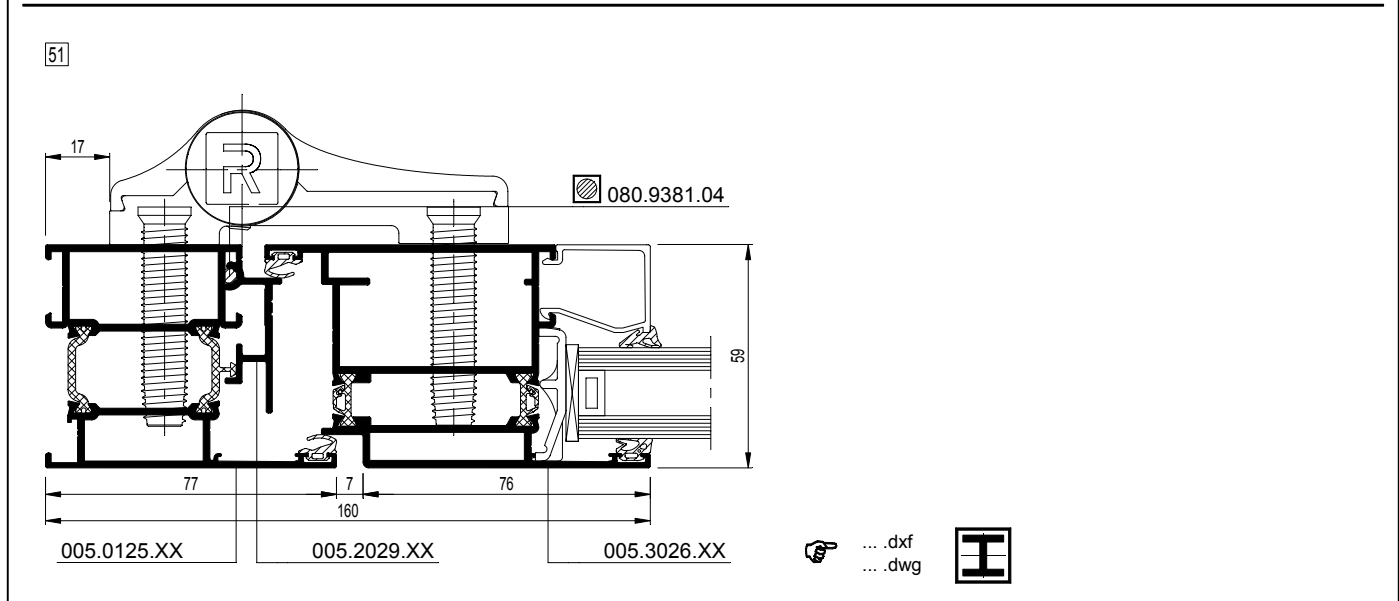
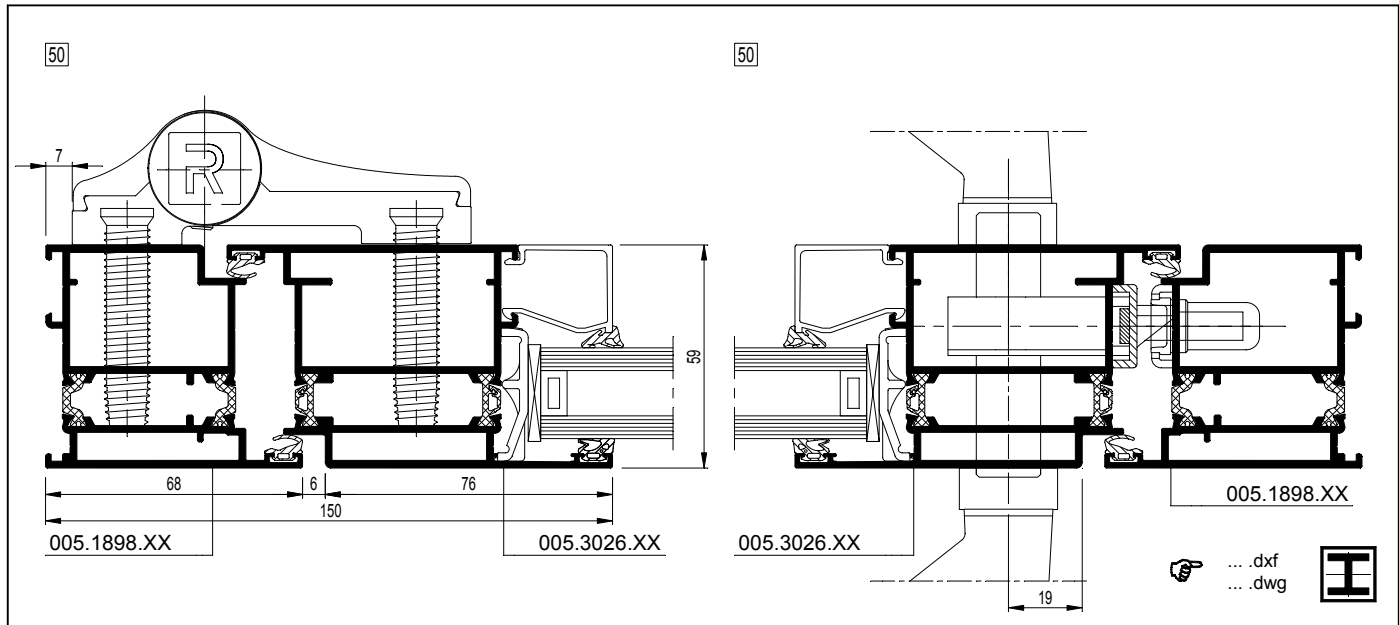
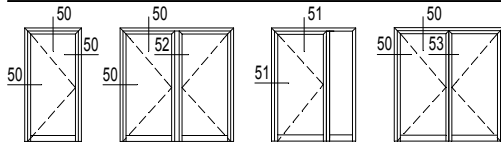


Doors with transom-mullions

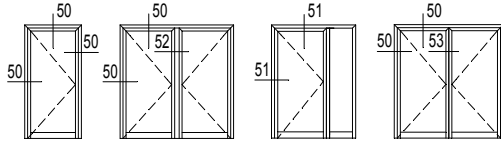


Doors with panels



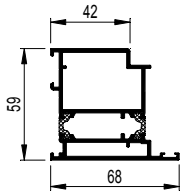


CS68-052001.dxf
 CS68-052001.dwg



005.1898.XX

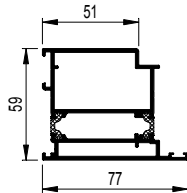
$I_x = 19.704 \text{ cm}^4$



50 CS68-050001.dxf
 CS68-050001.dwg

005.0598.XX

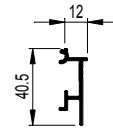
$I_x = 29.618 \text{ cm}^4$



50 CS68-050002.dxf
 CS68-050002.dwg

005.2029.XX

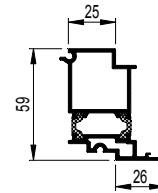
$I_x = 1.679 \text{ cm}^4$



51 CS68-051001.dxf
 CS68-051001.dwg

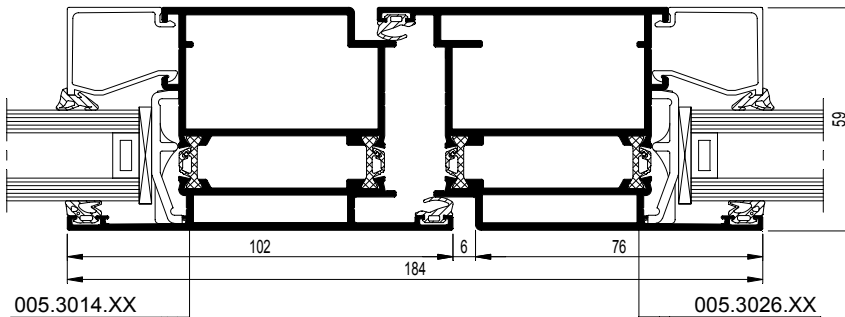
005.2027.XX

$I_x = 13.283 \text{ cm}^4$



51 CS68-051002.dxf
 CS68-051002.dwg

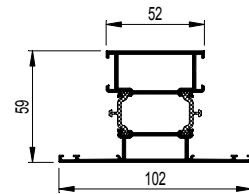
53 ZT



CS68-053001.dxf
 CS68-053001.dwg

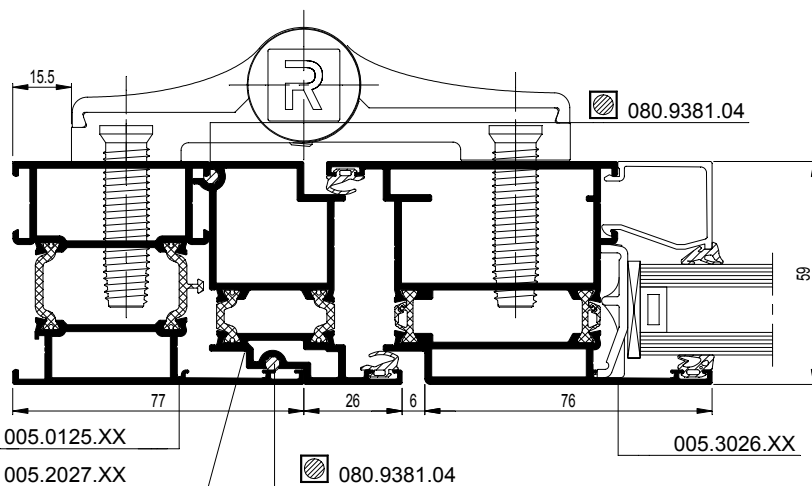
005.0114.XX

$I_x = 22.304 \text{ cm}^4$

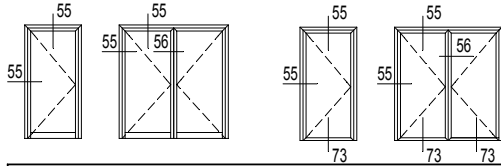


51 CS68-051003.dxf
 CS68-051003.dwg

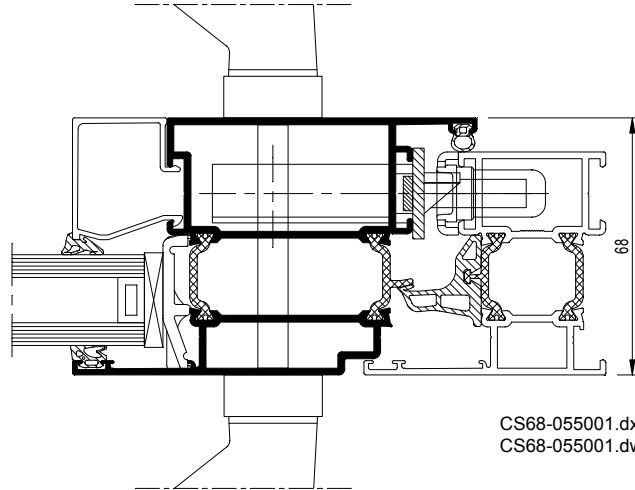
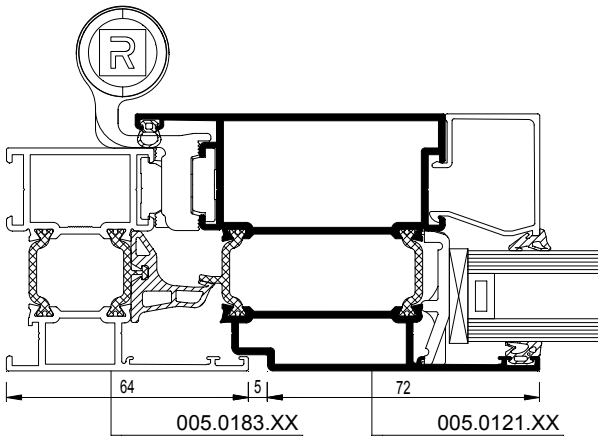
51



CS68-051002.dxf
 CS68-051002.dwg

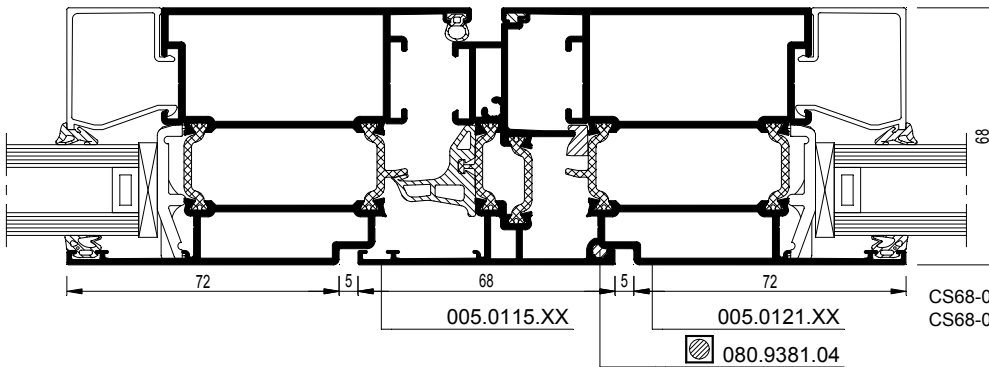


55



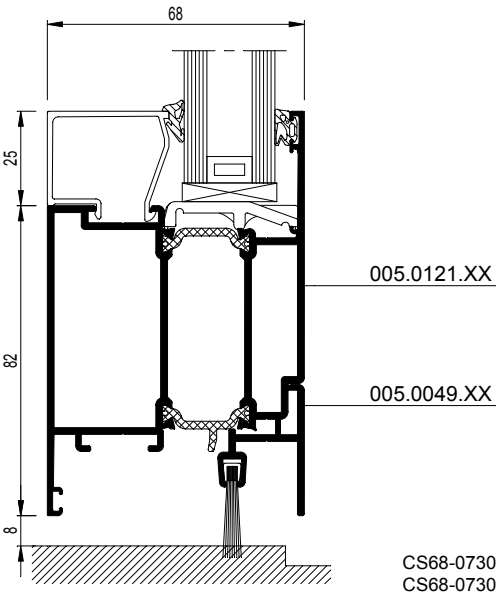
CS68-055001.dxf
 CS68-055001.dwg

56

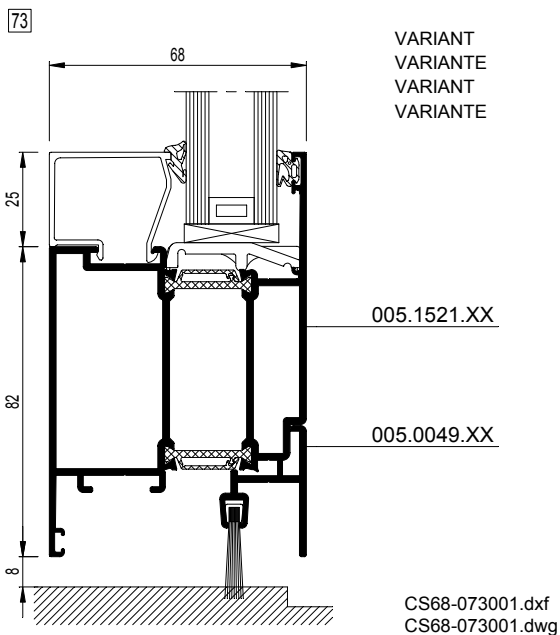
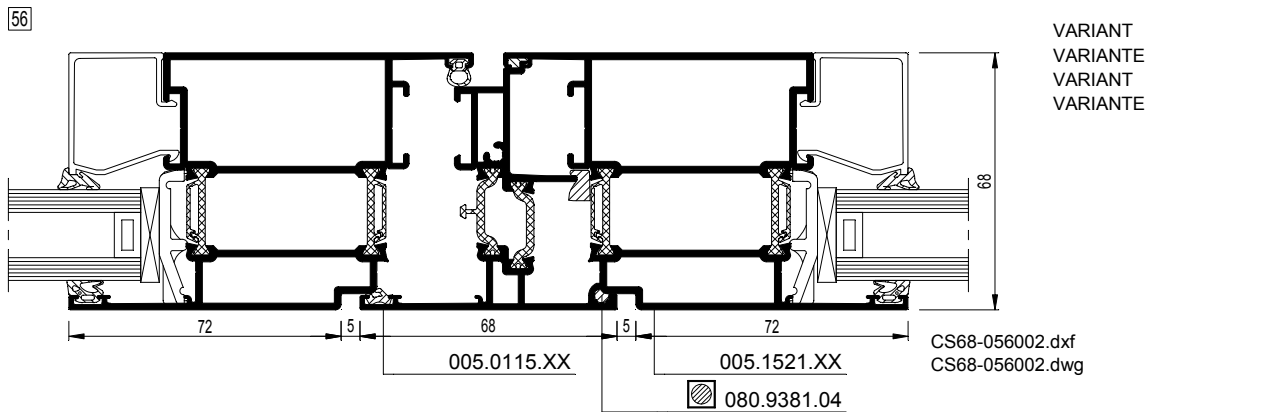
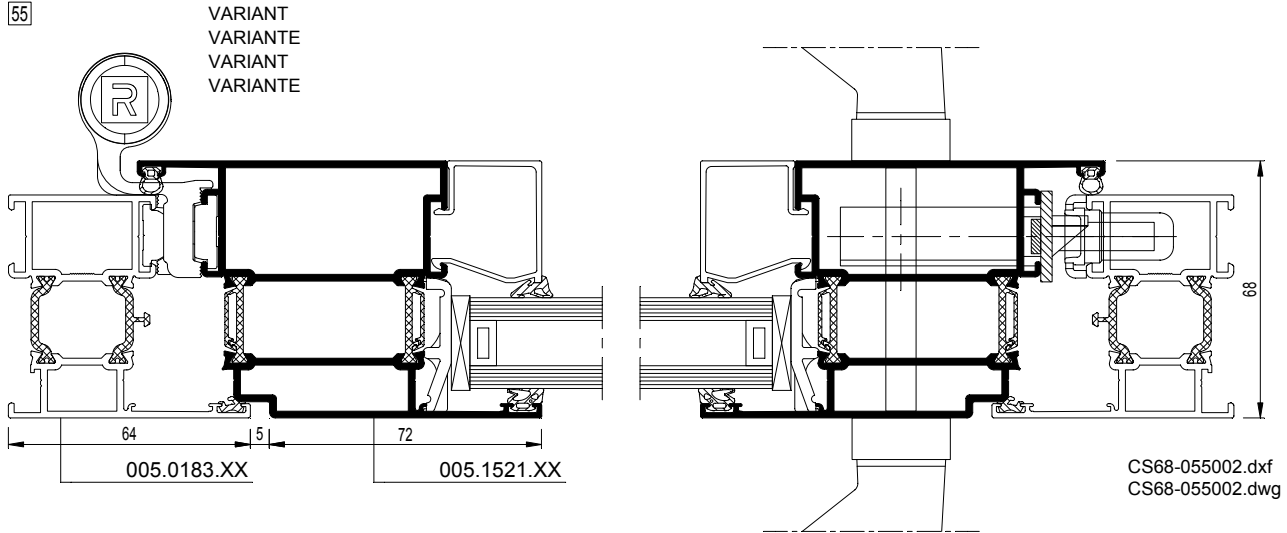
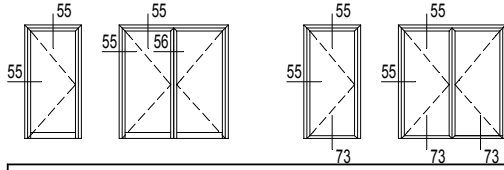


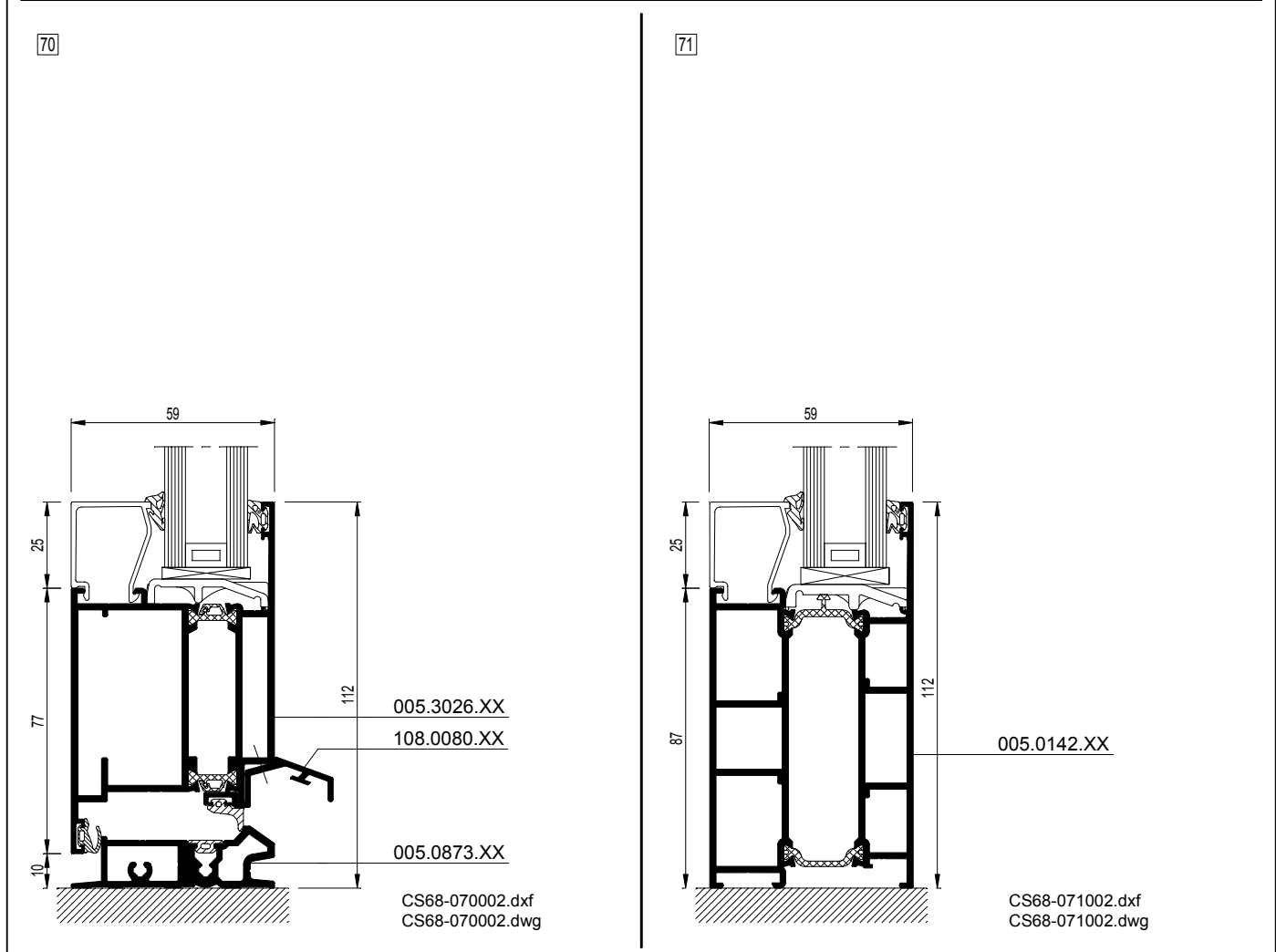
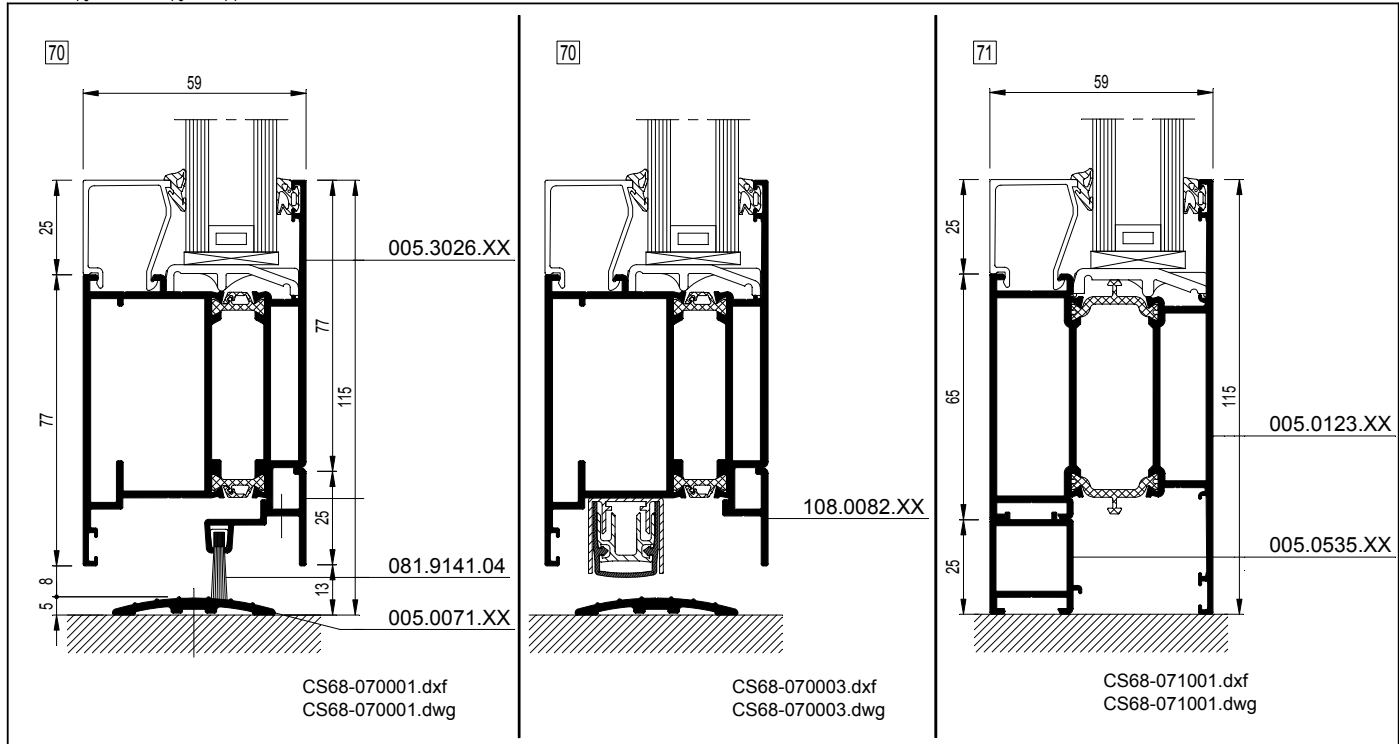
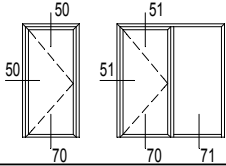
CS68-056001.dxf
 CS68-056001.dwg

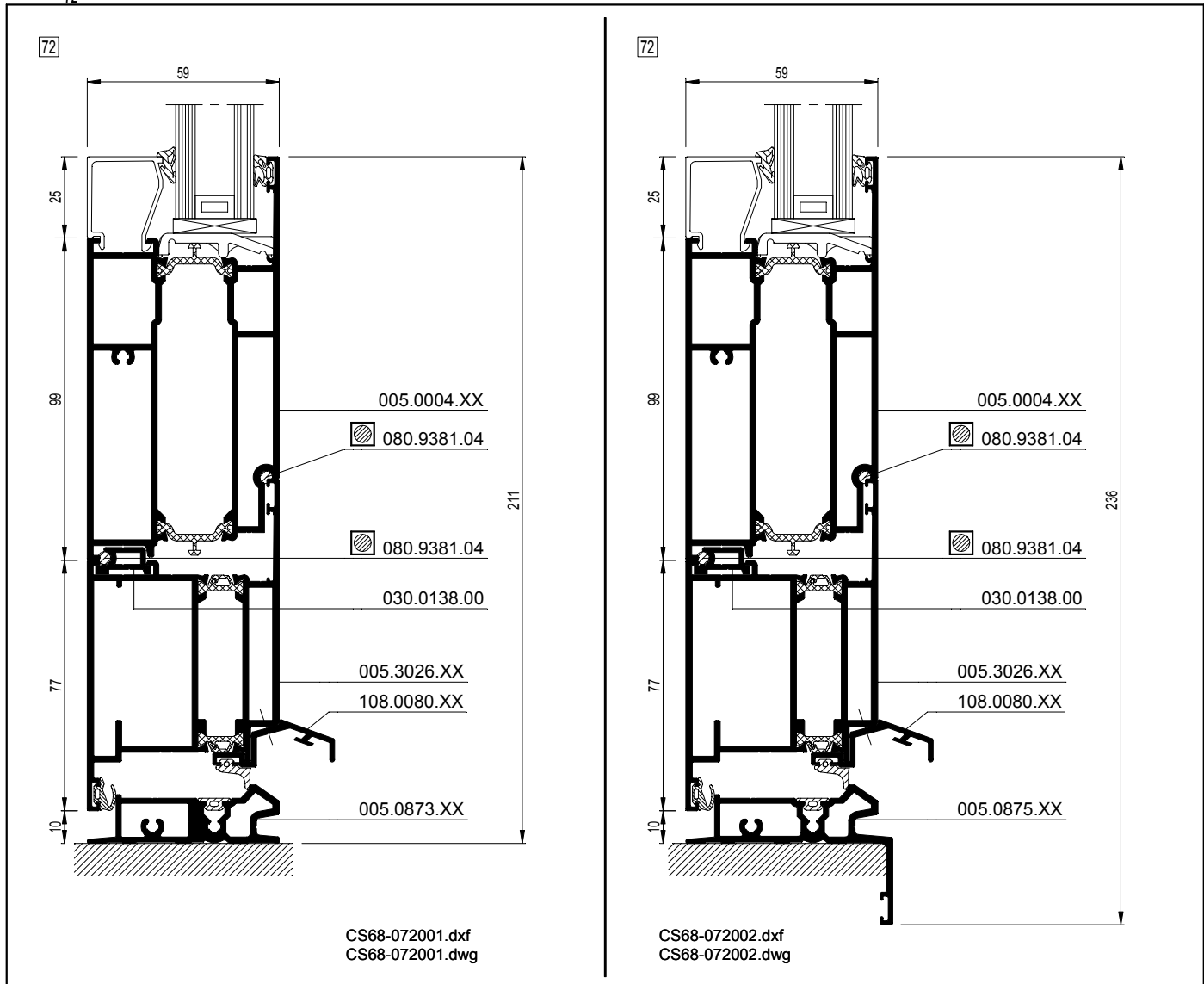
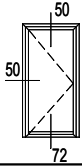
73





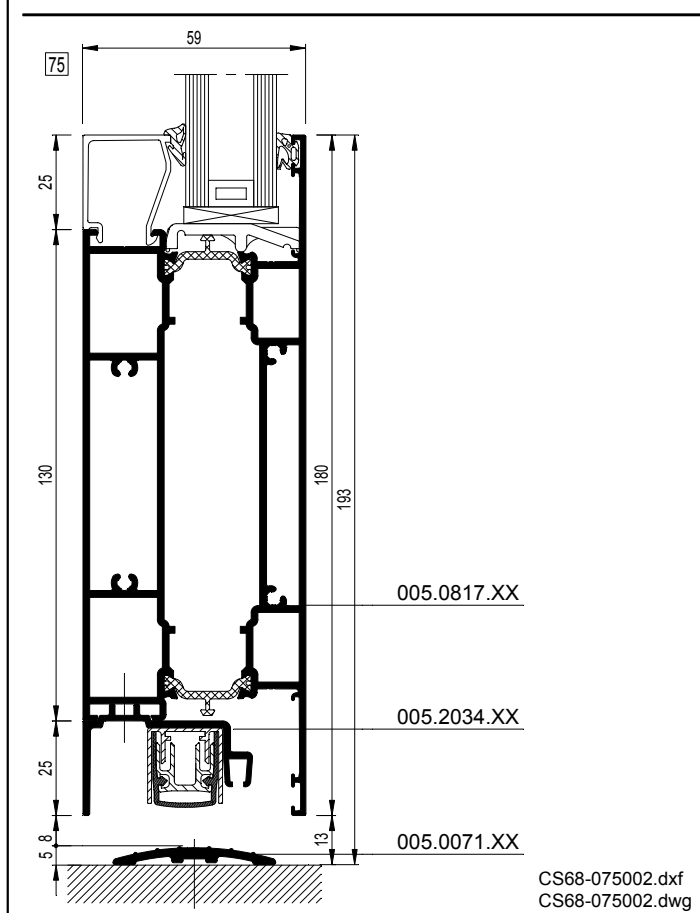
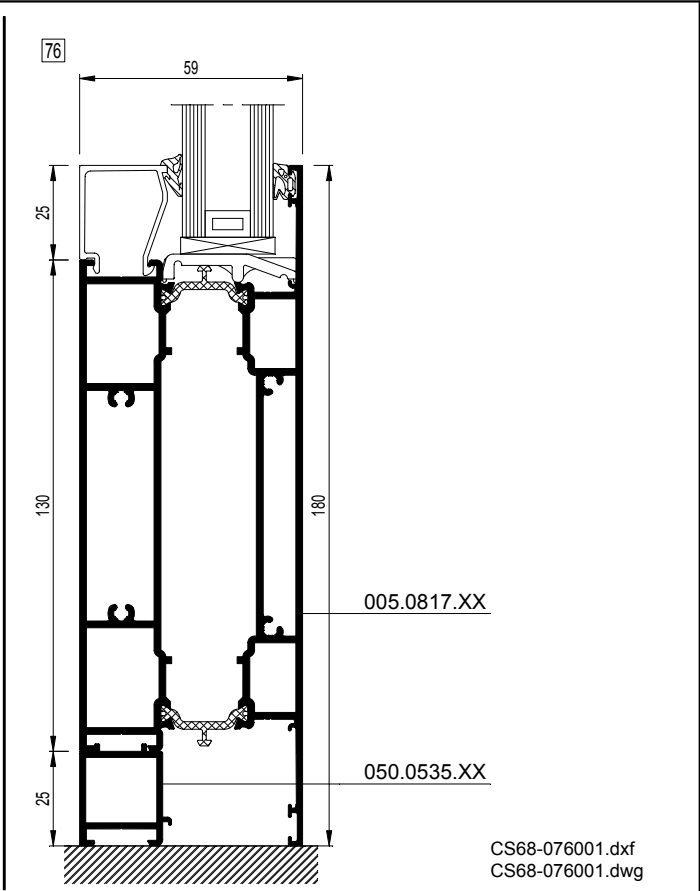
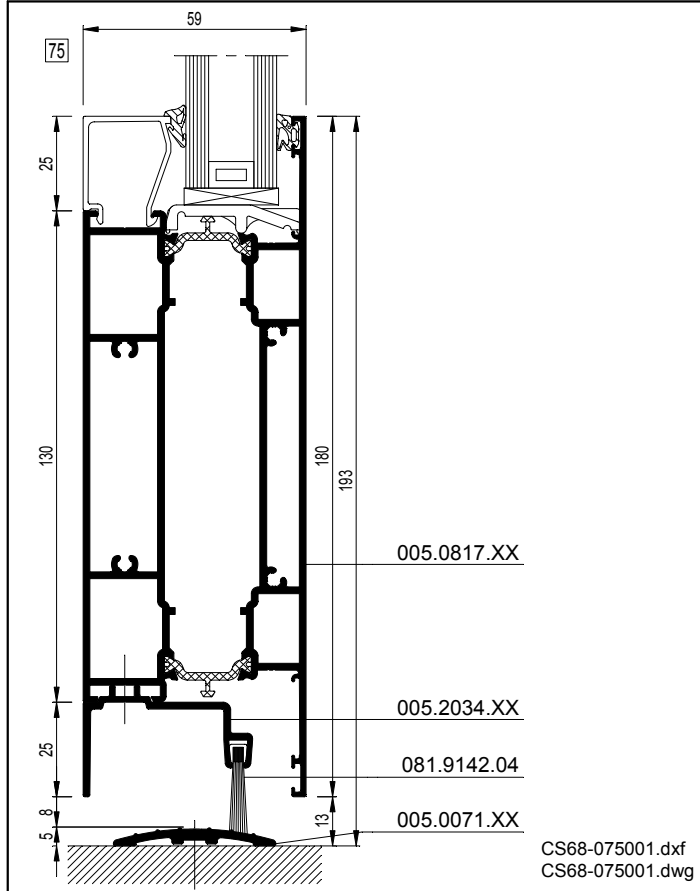
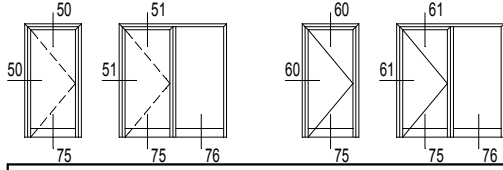
CS68-073001.dxf
 CS68-073001.dwg

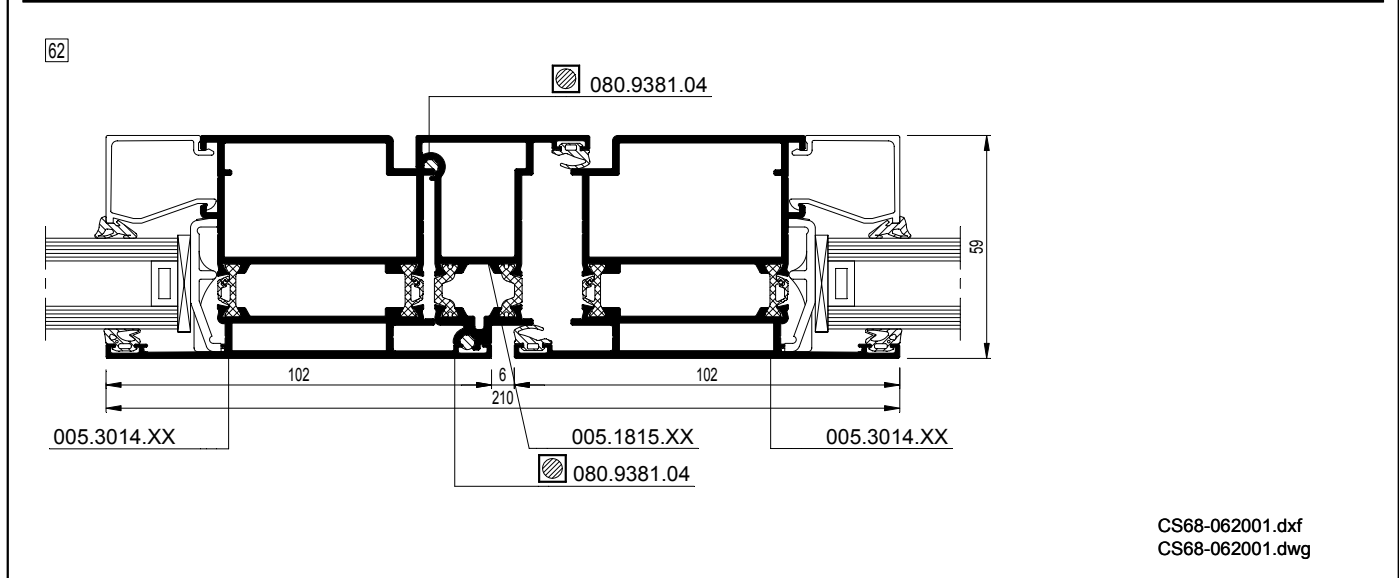
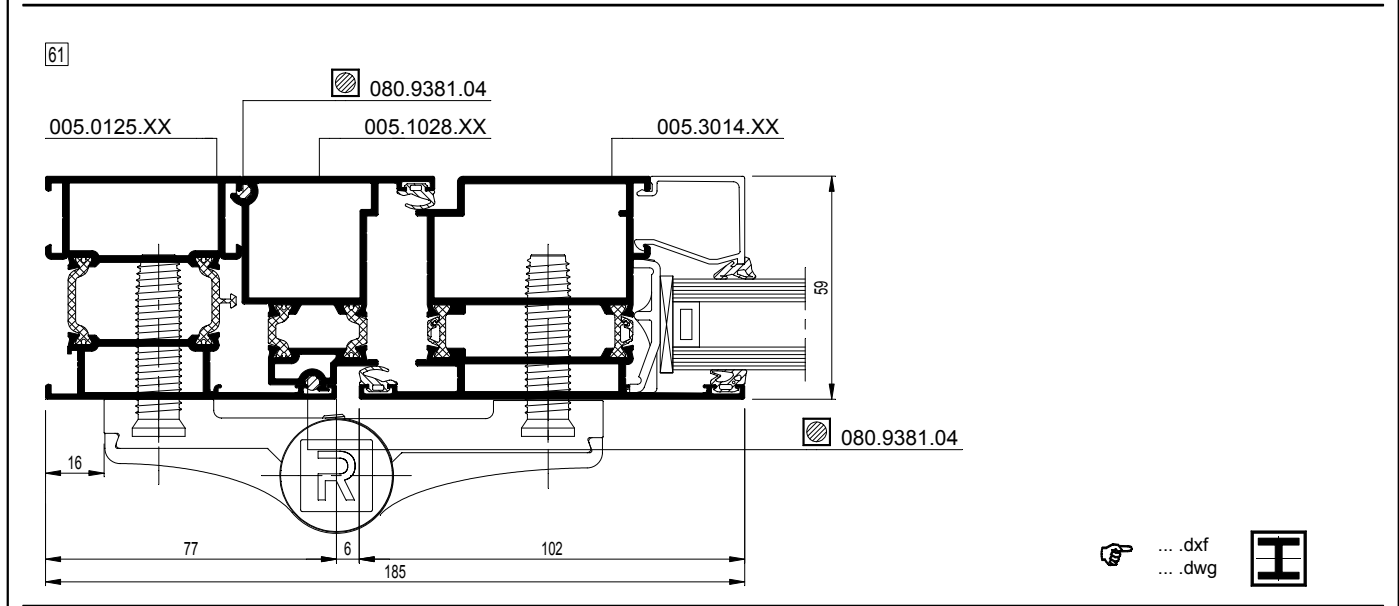
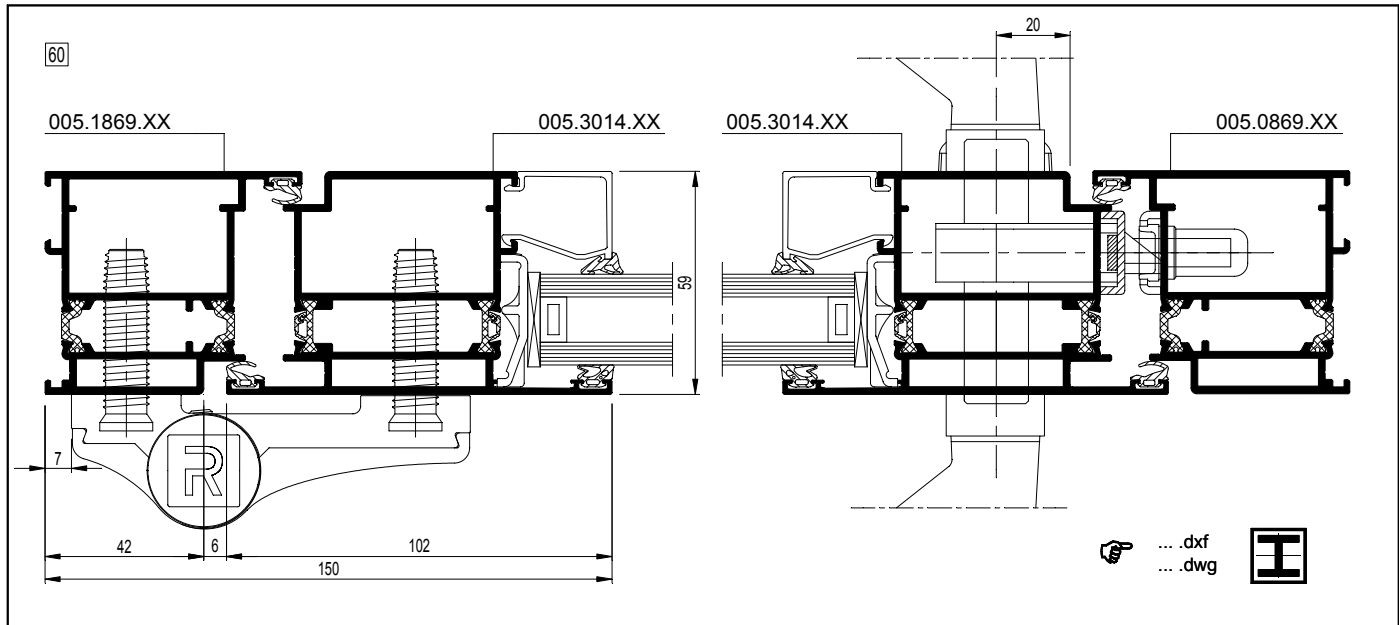
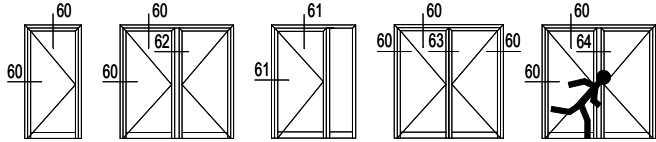


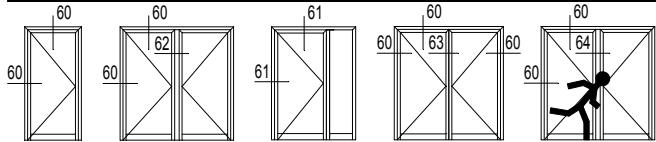






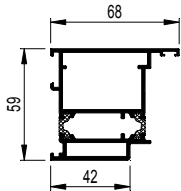






005.1869.XX

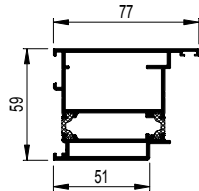
$I_x = 20.459 \text{ cm}^4$



60 CS68-060001.dxf
 CS68-060001.dwg

005.0569.XX

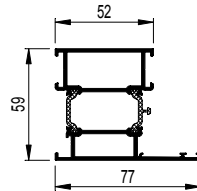
$I_x = 23.380 \text{ cm}^4$



60 CS68-060002.dxf
 CS68-060002.dwg

005.0125.XX

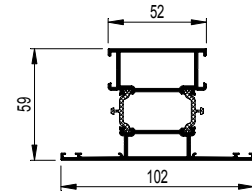
$I_x = 19.988 \text{ cm}^4$



61 CS68-061001.dxf
 CS68-061001.dwg

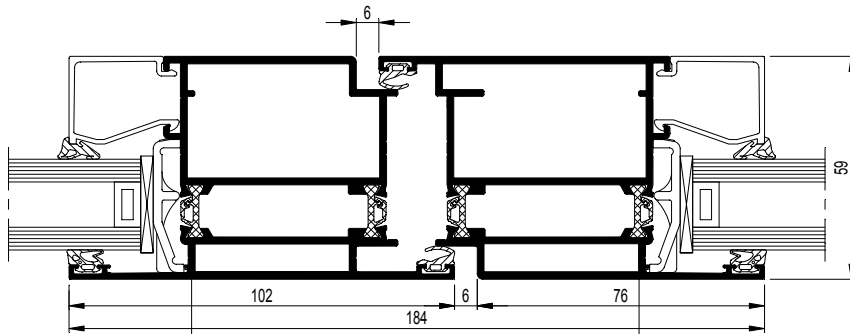
005.0114.XX

$I_x = 22.304 \text{ cm}^4$



61 CS68-061002.dxf
 CS68-061002.dwg

63 ZT

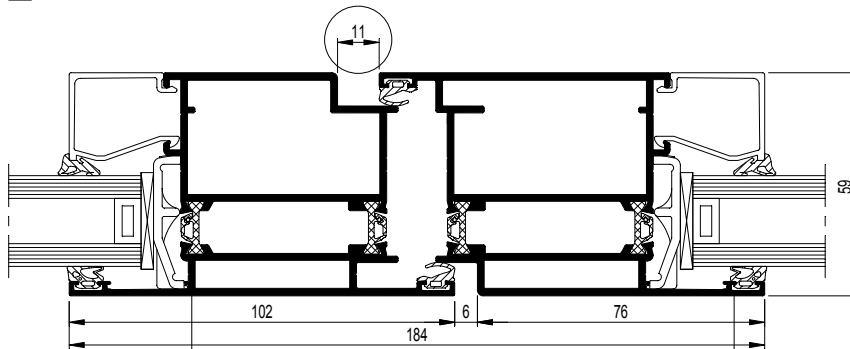


005.3014.XX

005.3026.XX

CS68-063001.dxf
 CS68-063001.dwg


64 Panic


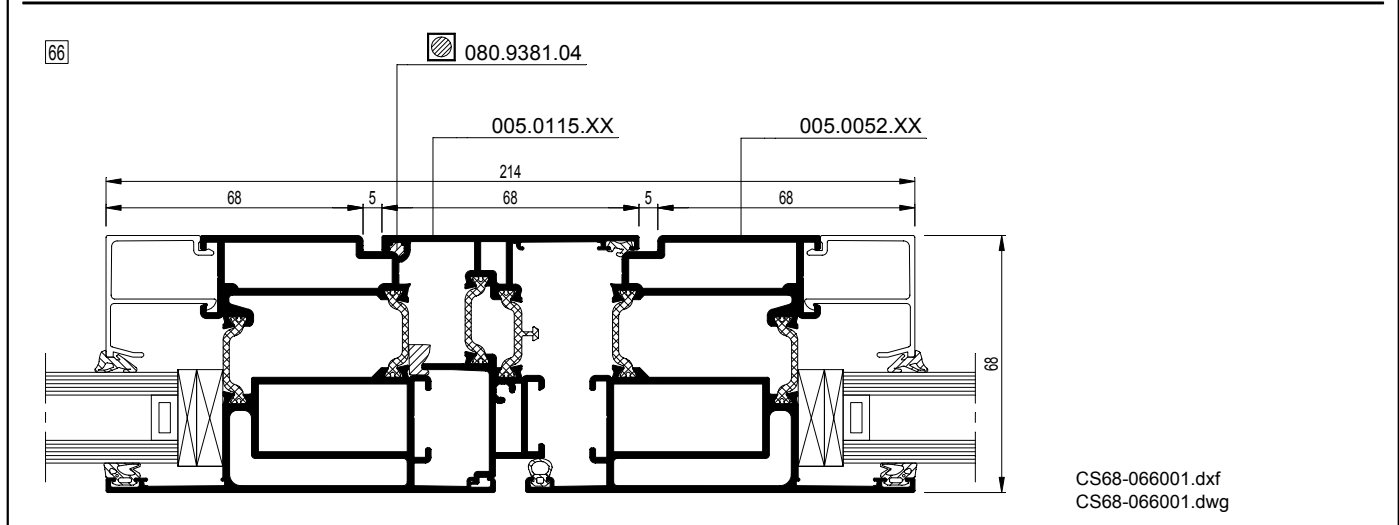
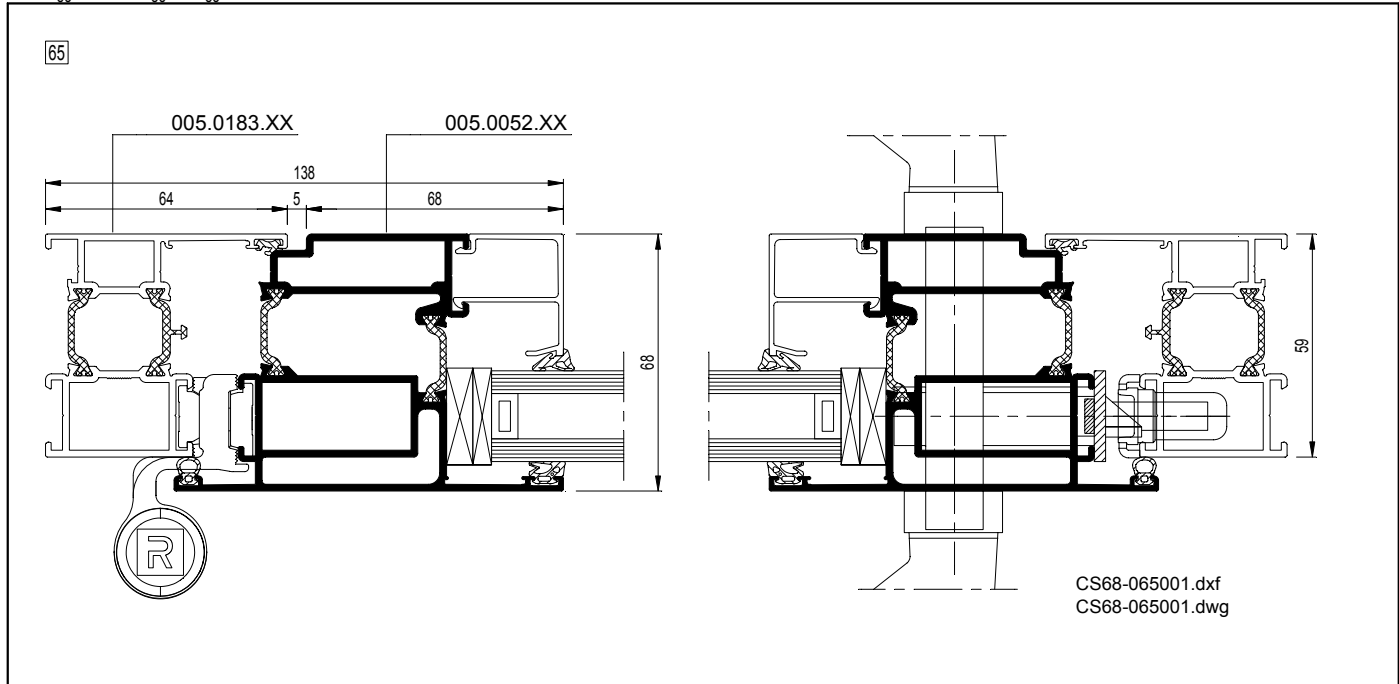
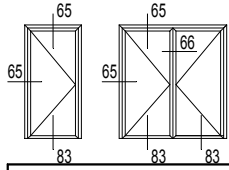


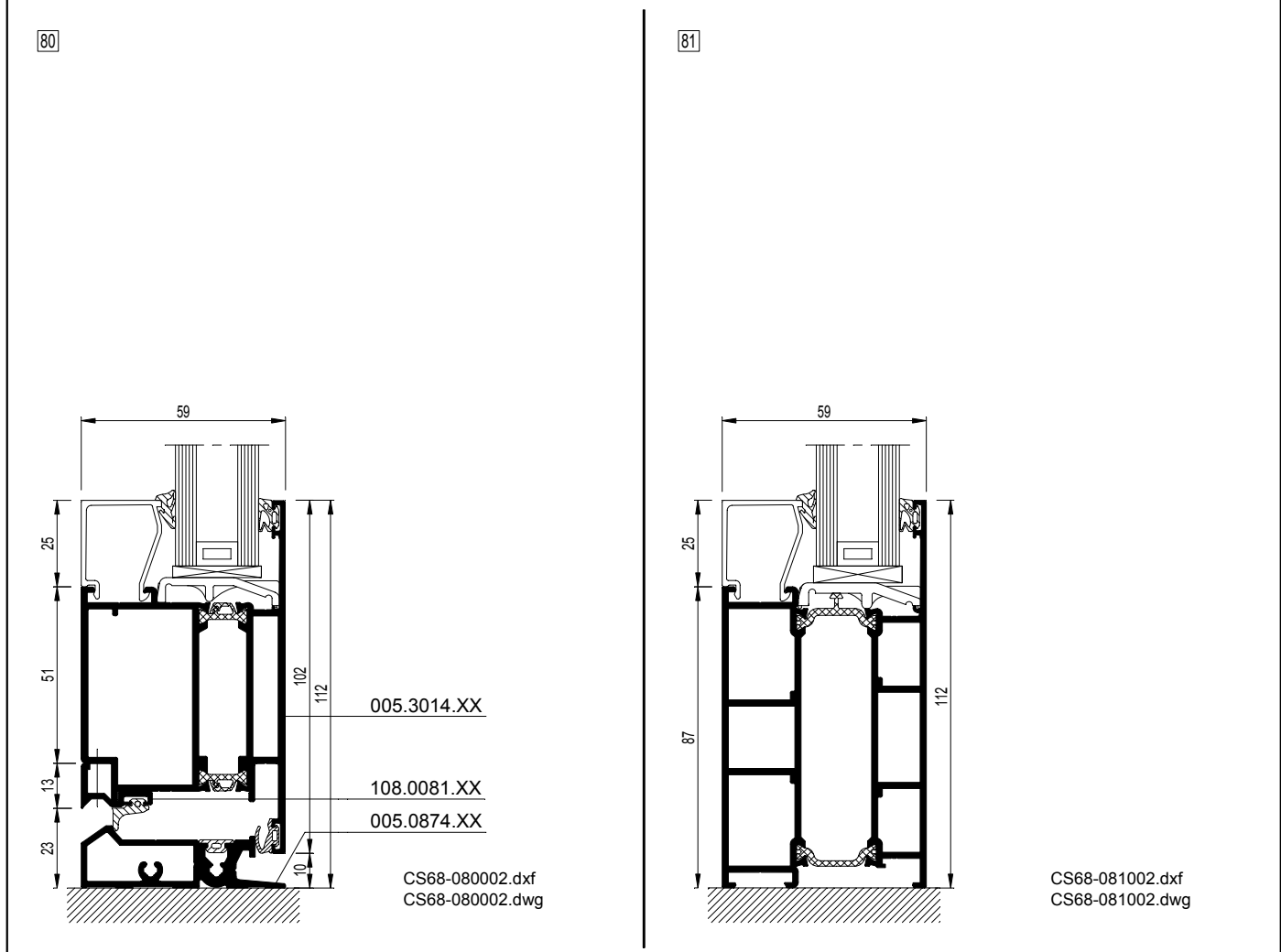
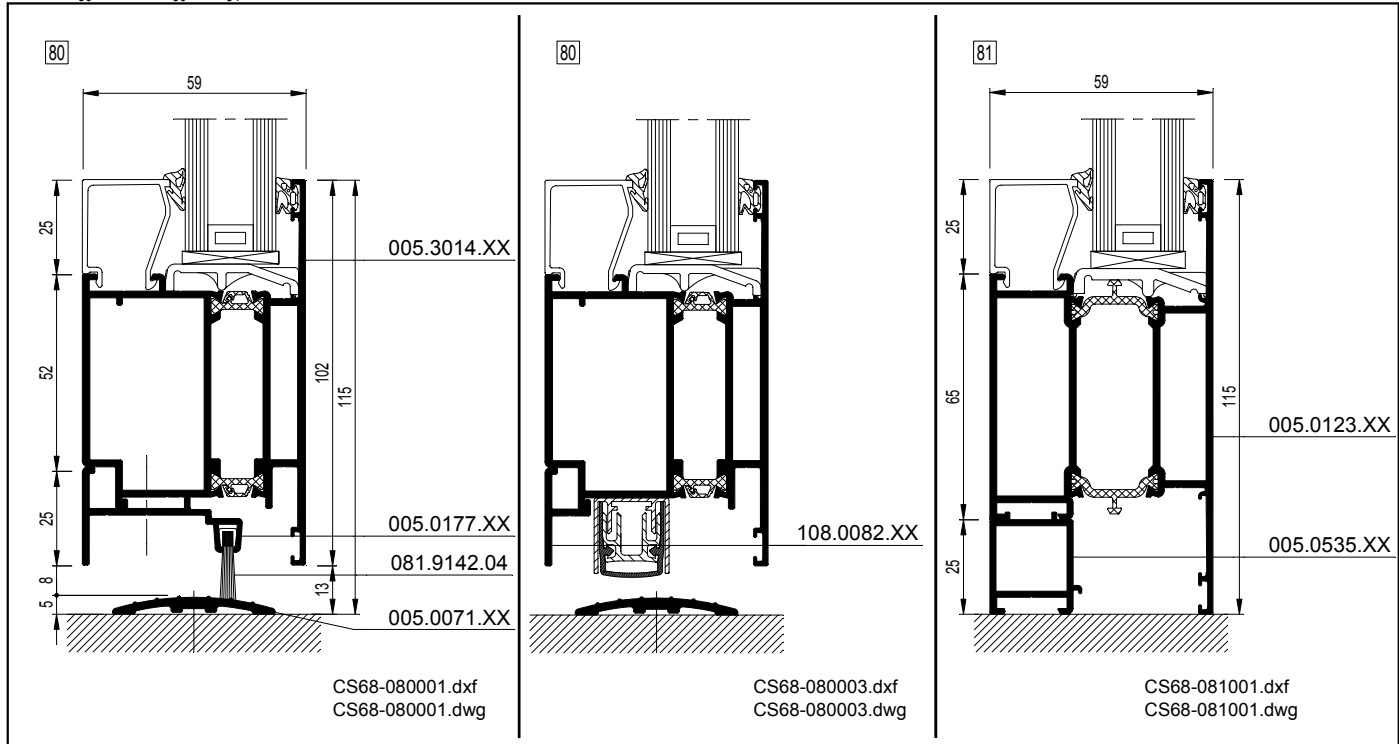
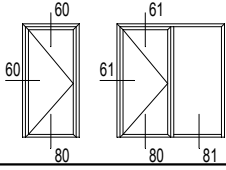
005.1016.XX

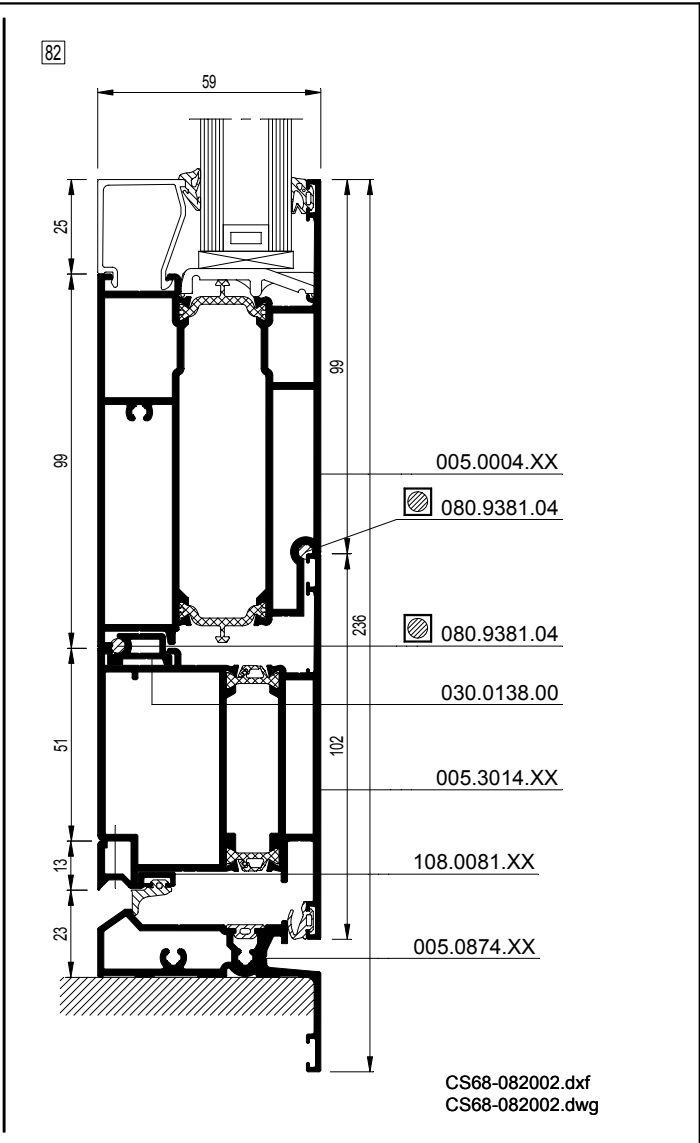
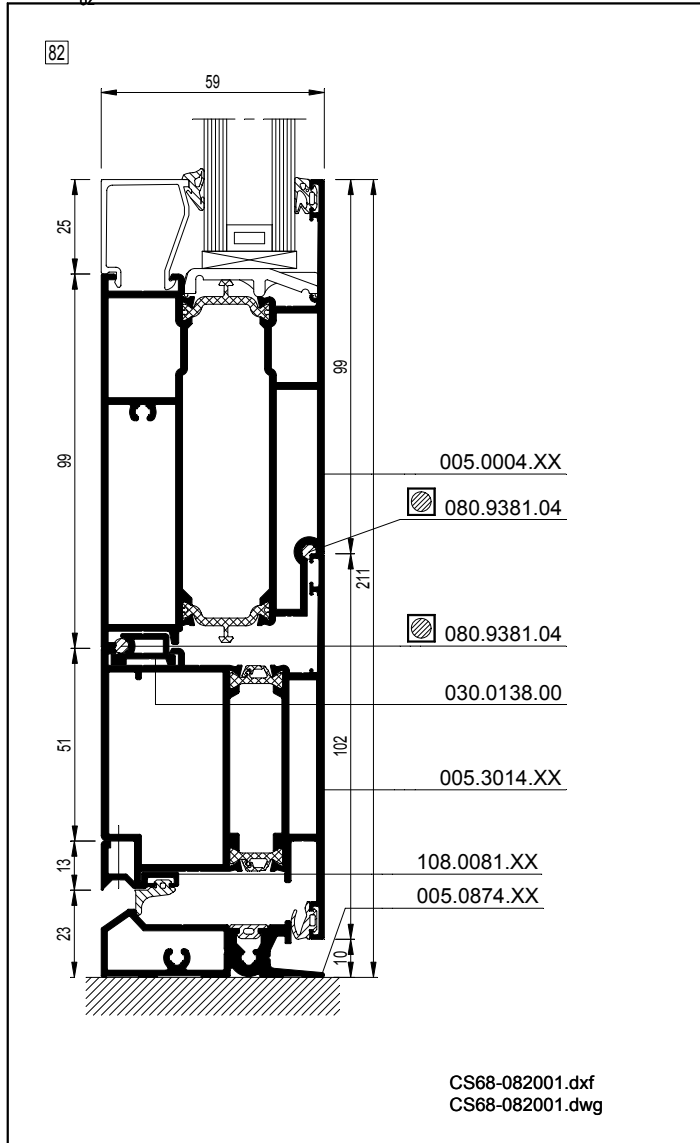
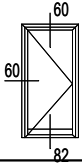
005.3014.XX

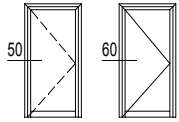
CS68-064001.dxf
 CS68-064001.dwg



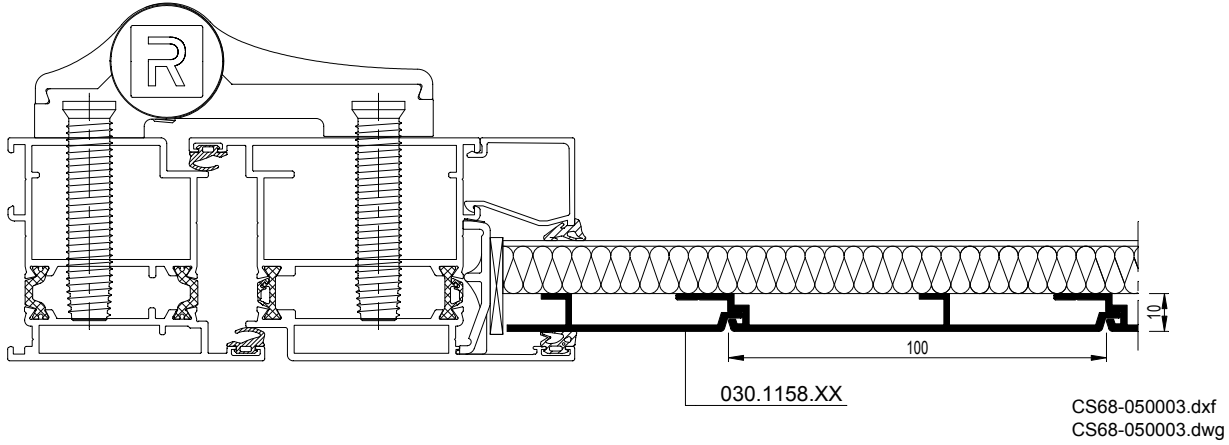








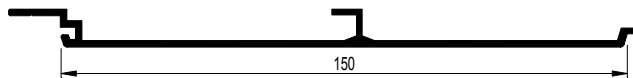
50



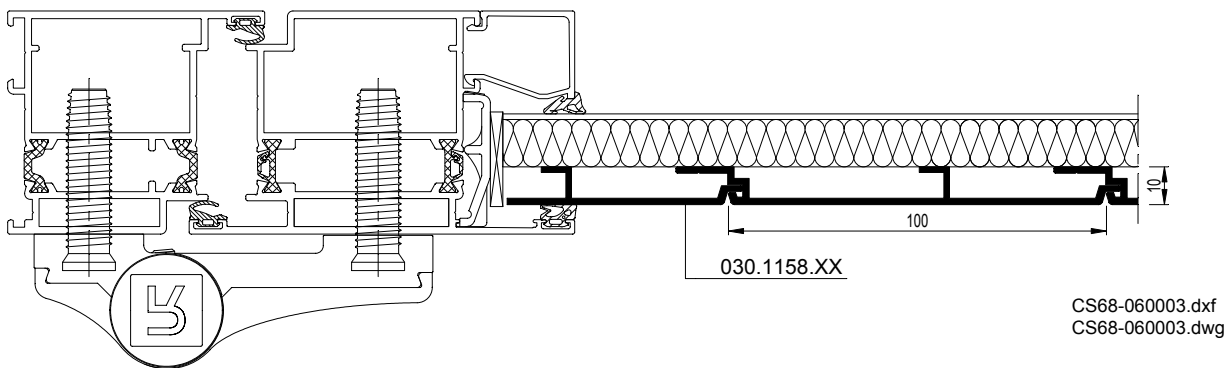
CS68-050004.dxf
 CS68-050004.dwg



CS68-050005.dxf
 CS68-050005.dwg



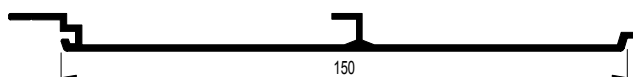
60



CS68-060004.dxf
 CS68-060004.dwg



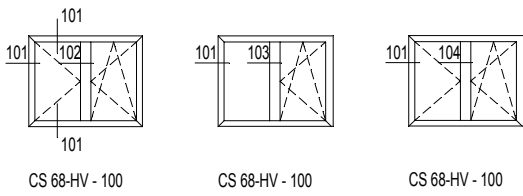
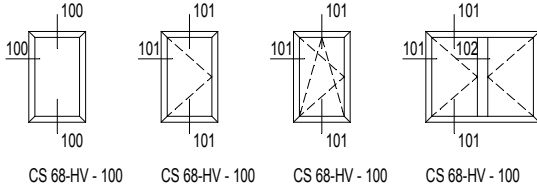
CS68-060005.dxf
 CS68-060005.dwg

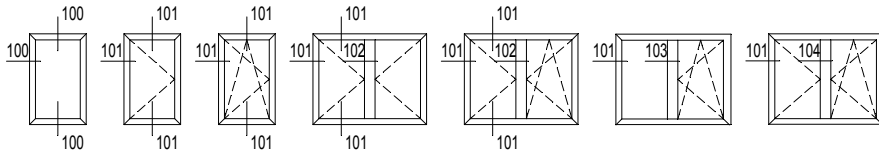




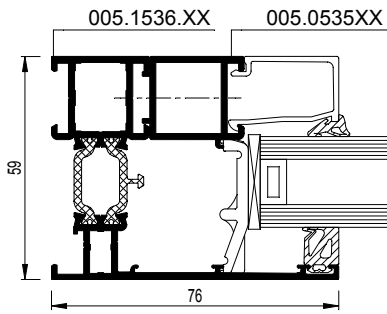
CS 68 Hidden Vent (CS 68-HV)

Fixed / opening Elements





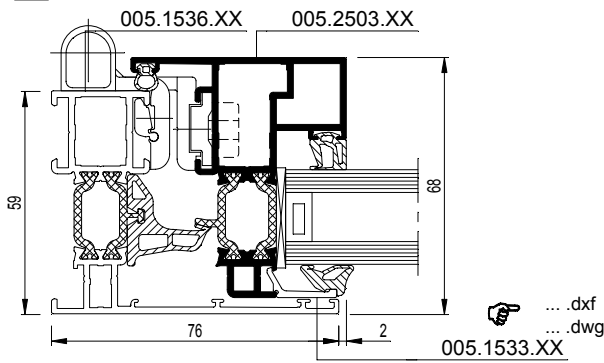
100



... .dxf
dwg



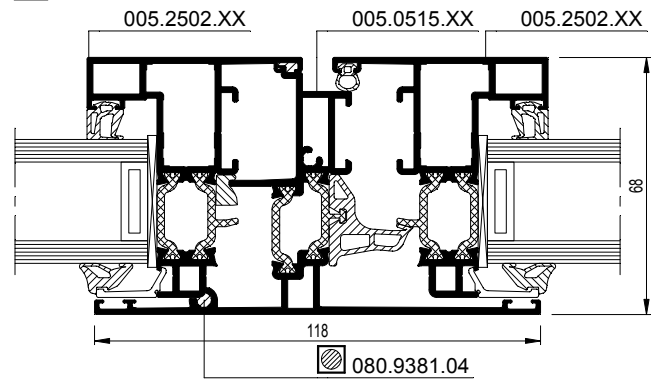
101



... .dxf
dwg

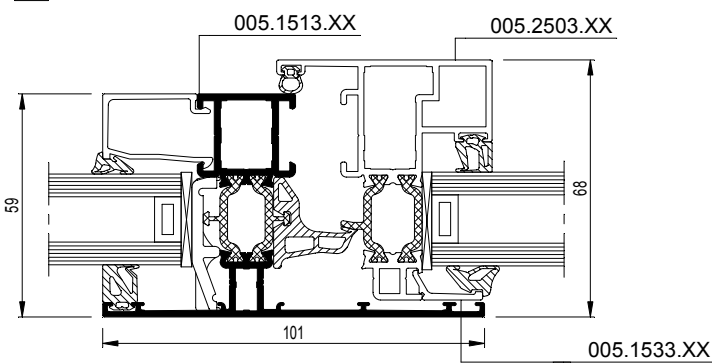


102



080.9381.04

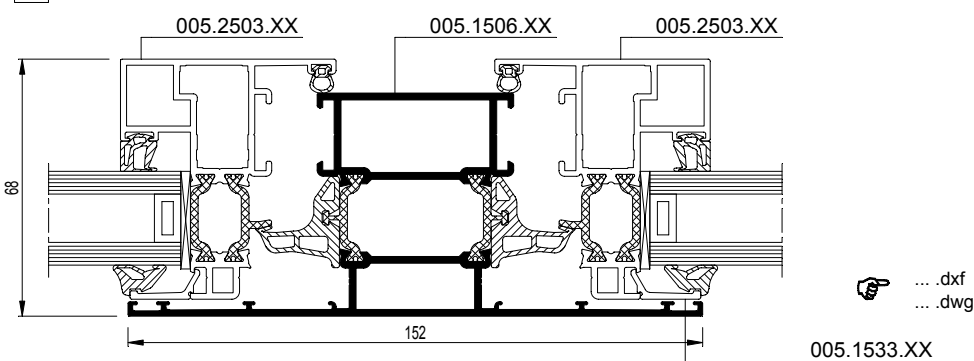
103



... .dxf
dwg

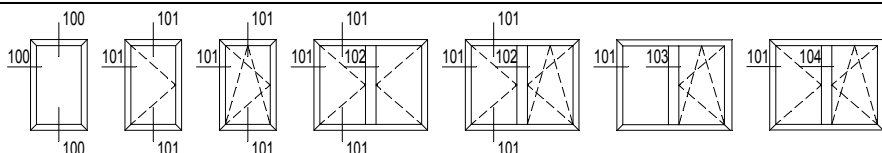


104



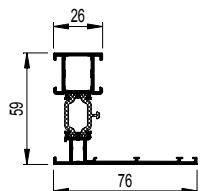
... .dxf
dwg





005.1536.XX

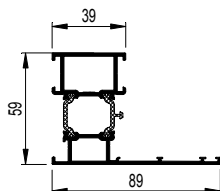
lx = 14.876 cm²



100 CS68-100001.dxf
 CS68-100001.dwg

005.1583.XX

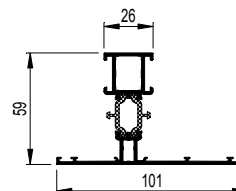
lx = 18.911 cm²



100 CS68-100002.dxf
 CS68-100002.dwg

005.1513.XX

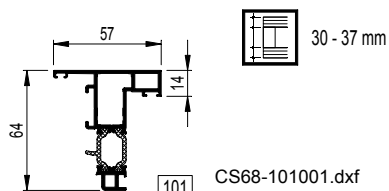
lx = 16.534 cm²



100 CS68-100003.dxf
 CS68-100003.dwg

005.2502.XX

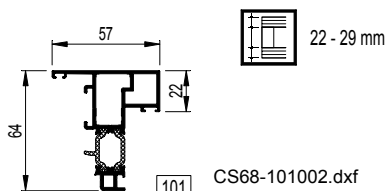
lx = 12.687 cm²



101 CS68-101001.dxf
 CS68-101001.dwg
 102 CS68-102001.dxf
 CS68-102001.dwg

005.2503.XX

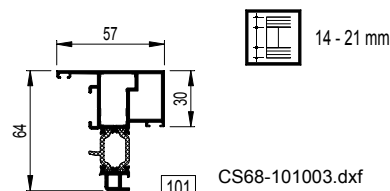
lx = 12.512 cm²



101 CS68-101002.dxf
 CS68-101002.dwg
 102 CS68-102002.dxf
 CS68-102002.dwg

005.2504.XX

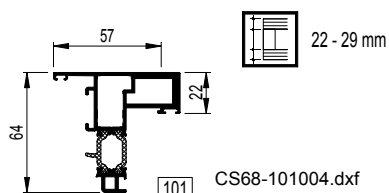
lx = 12.583 cm²



101 CS68-101003.dxf
 CS68-101003.dwg
 102 CS68-102003.dxf
 CS68-102003.dwg

005.2499.XX

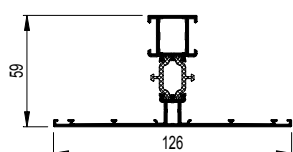
lx = 14.952 cm²



101 CS68-101004.dxf
 CS68-101004.dwg
 102 CS68-102004.dxf
 CS68-102004.dwg

005.1505.XX

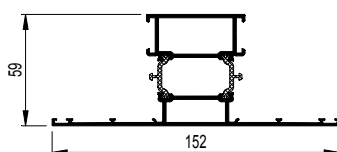
lx = 17.852 cm²



103 CS68-103001.dxf
 CS68-103001.dwg
 104 CS68-104001.dxf
 CS68-104001.dwg

005.1506.XX

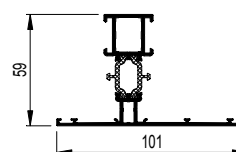
lx = 25.939 cm²




103 CS68-103002.dxf
 CS68-103002.dwg
 104 CS68-104002.dxf
 CS68-104002.dwg

005.1513.XX

lx = 16.534 cm²



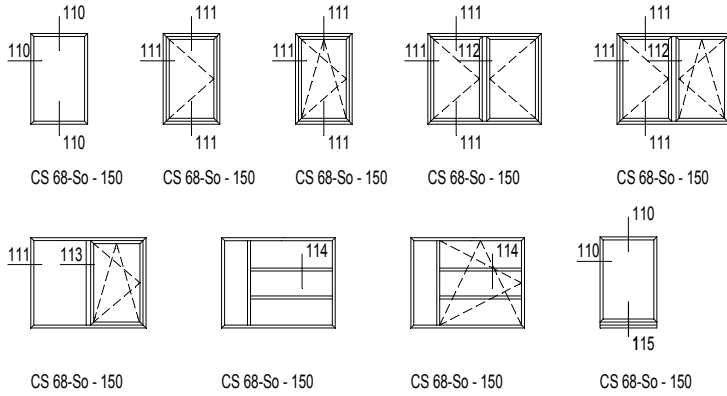
103 CS68-103003.dxf
 CS68-103003.dwg

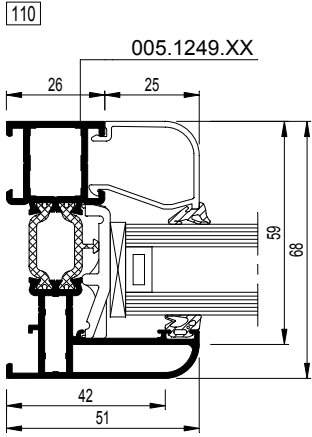
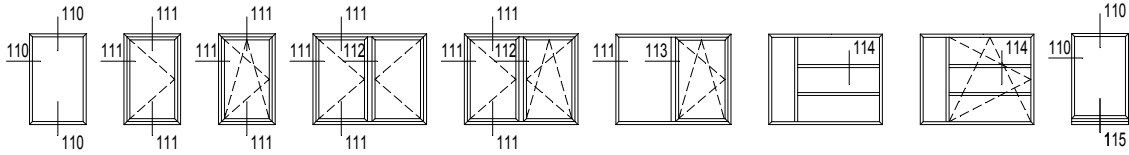




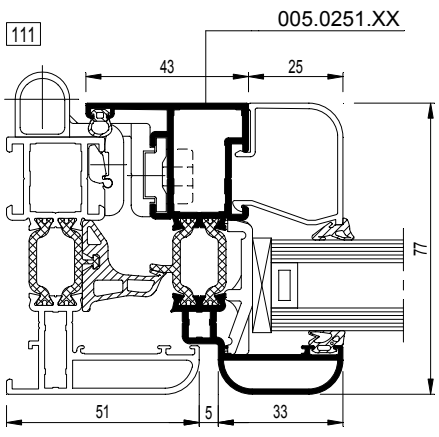
CS 68 Softline (CS 68-So)

Fixed / opening elements

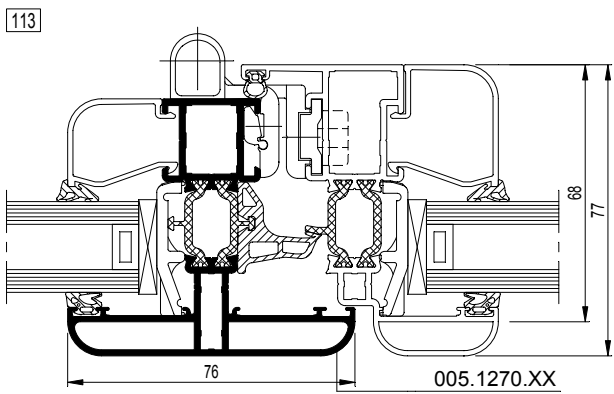
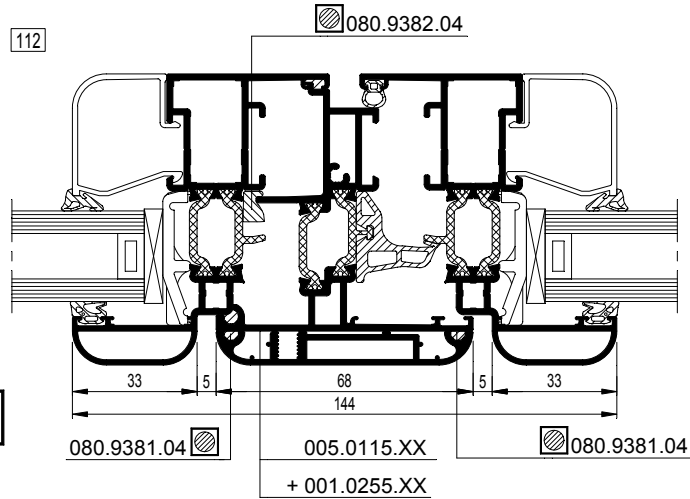




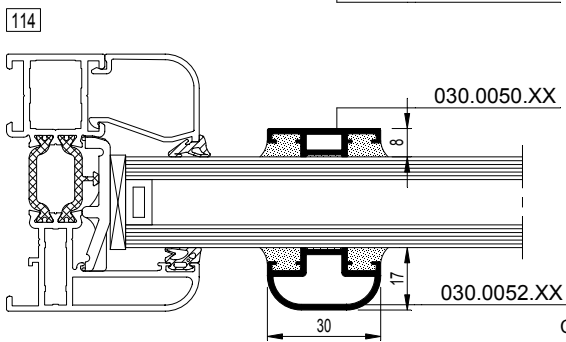
... .dxf
dwg



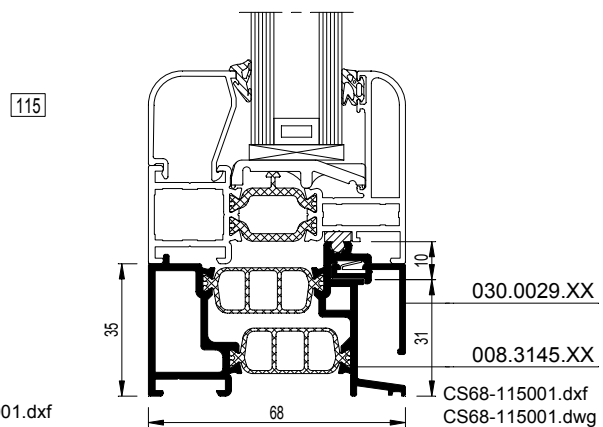
... .dxf
dwg

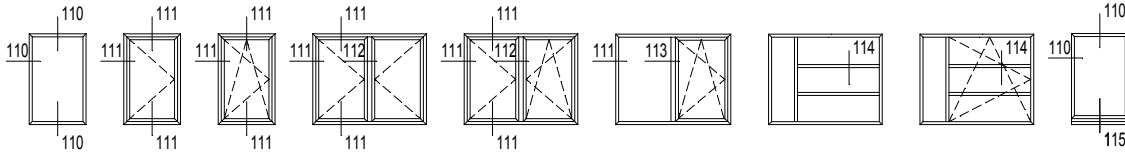


... .dxf
dwg



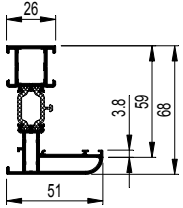
CS68-114001.dxf
 CS68-114001.dwg





005.1249.XX

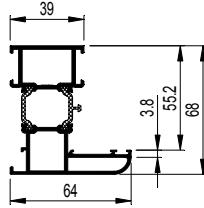
$I_x = 19.404 \text{ cm}^4$



110 CS68-110001.dxf
 CS68-110001.dwg

005.1250.XX

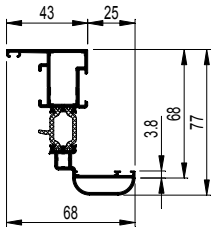
$I_x = 24.754 \text{ cm}^4$



110 CS68-110002.dxf
 CS68-110002.dwg

005.0251.XX

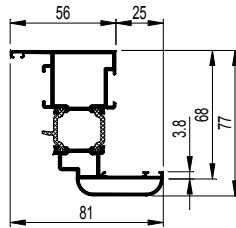
$I_x = 25.036 \text{ cm}^4$



111 CS68-111001.dxf
 CS68-111001.dwg
 112 CS68-112001.dxf
 CS68-112001.dwg

005.0203.XX

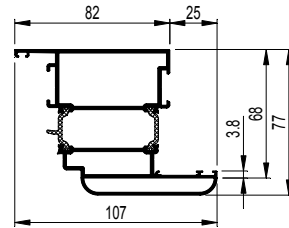
$I_x = 33.461 \text{ cm}^4$



111 CS68-111002.dxf
 CS68-111002.dwg
 112 CS68-112002.dxf
 CS68-112002.dwg

005.0252.XX

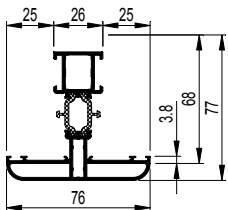
$I_x = 46.202 \text{ cm}^4$



111 CS68-111003.dxf
 CS68-111003.dwg
 112 CS68-112003.dxf
 CS68-112003.dwg

005.1270.XX

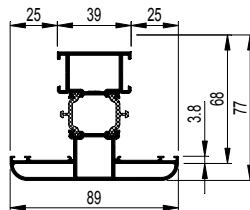
$I_x = 22.539 \text{ cm}^4$




113 CS68-113001.dxf
 CS68-113001.dwg

005.1271.XX

$I_x = 28.416 \text{ cm}^4$



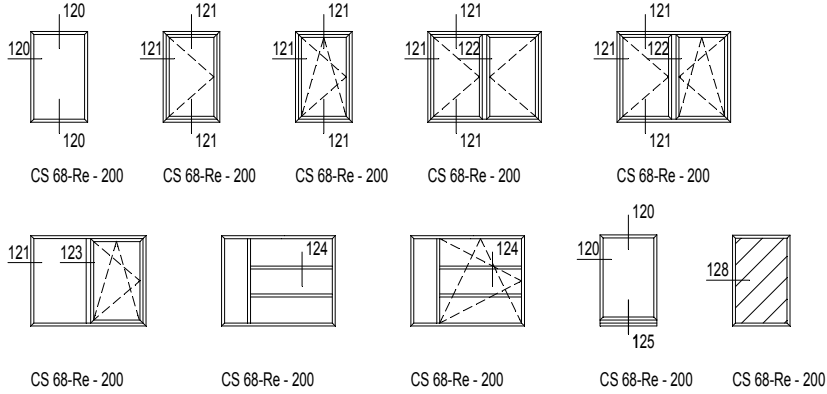
113 CS68-113002.dxf
 CS68-113002.dwg



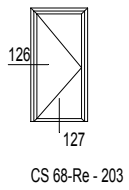


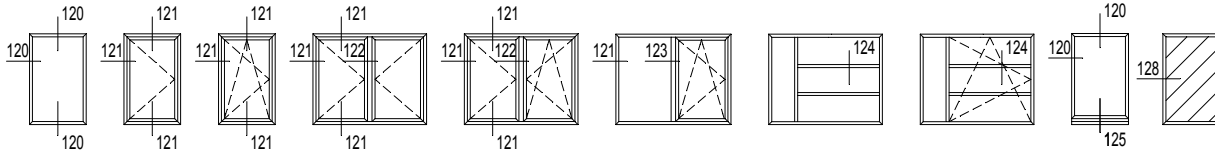
CS 68 Renaissance (CS 68-Re)

Fixed / opening elements



Outward opening doors with vent crimped all round





120 005.1236.XX

... .dxf
... .dwg

128 005.1236.XX

030.0001.XX

CS68-128001.dxf
CS68-128001.dwg

121 005.0202.XX

... .dxf
... .dwg

122 080.9382.04

080.9381.04 005.0115.XX 080.9381.04
+ 001.0215.XX

123

... .dxf
... .dwg

124 030.0050.XX

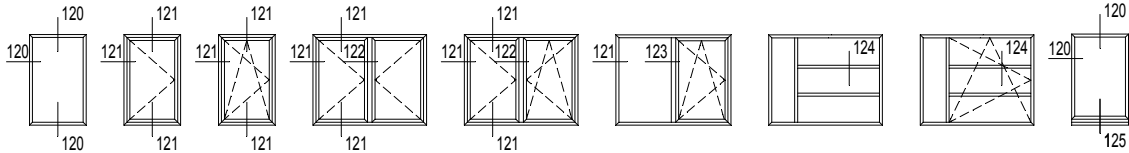
030.0051.XX

CS68-124001.dxf
CS68-124001.dwg

125

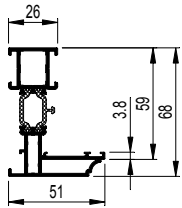
001.0219.XX
008.3145.XX

CS68-125001.dxf
CS68-125001.dwg



005.1236.XX

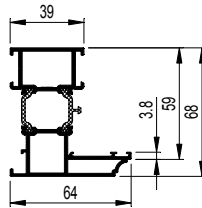
$I_x = 19.164 \text{ cm}^4$



120 CS68-120001.dxf
 CS68-120001.dwg

005.1216.XX

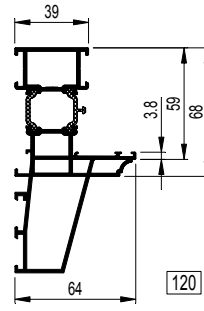
$I_x = 24.492 \text{ cm}^4$



120 CS68-120002.dxf
 CS68-120002.dwg

005.0258.XX

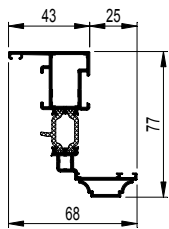
$I_x = 75.023 \text{ cm}^4$



120 CS68-120003.dxf
 CS68-120003.dwg

005.0202.XX

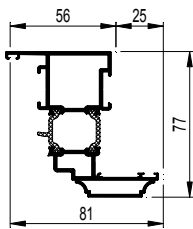
$I_x = 24.481 \text{ cm}^4$



121 CS68-121001.dxf
 CS68-121001.dwg
 122 CS68-122001.dxf
 CS68-122001.dwg

005.0292.XX

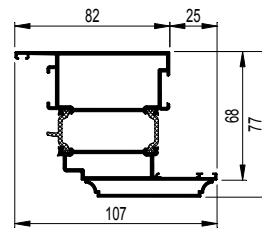
$I_x = 32.918 \text{ cm}^4$



121 CS68-121002.dxf
 CS68-121002.dwg
 122 CS68-122002.dxf
 CS68-122002.dwg

005.0221.XX

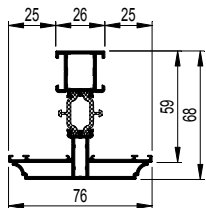
$I_x = 45.698 \text{ cm}^4$



121 CS68-121003.dxf
 CS68-121003.dwg
 122 CS68-122003.dxf
 CS68-122003.dwg

005.1213.XX

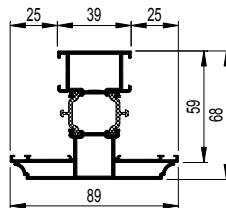
$I_x = 22.181 \text{ cm}^4$



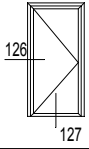
123 CS68-123001.dxf
 CS68-123001.dwg

005.1220.XX

$I_x = 28.005 \text{ cm}^4$



123 CS68-123002.dxf
 CS68-123002.dwg



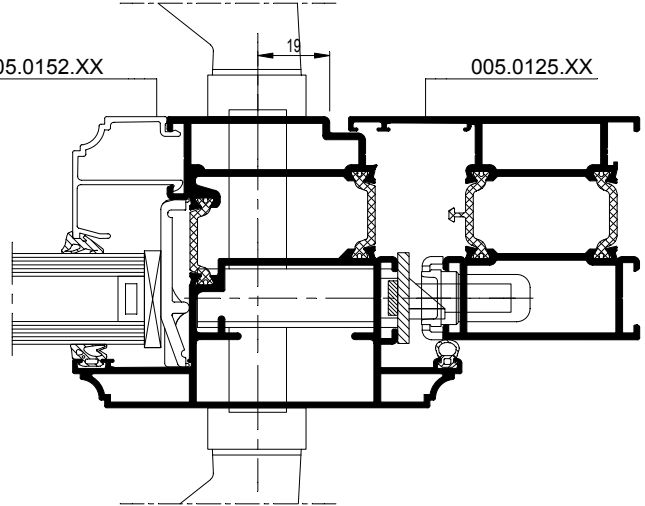
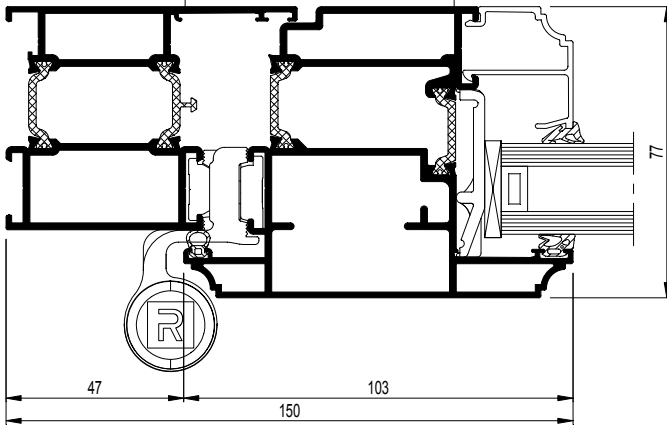
126

005.0125.XX

005.0152.XX

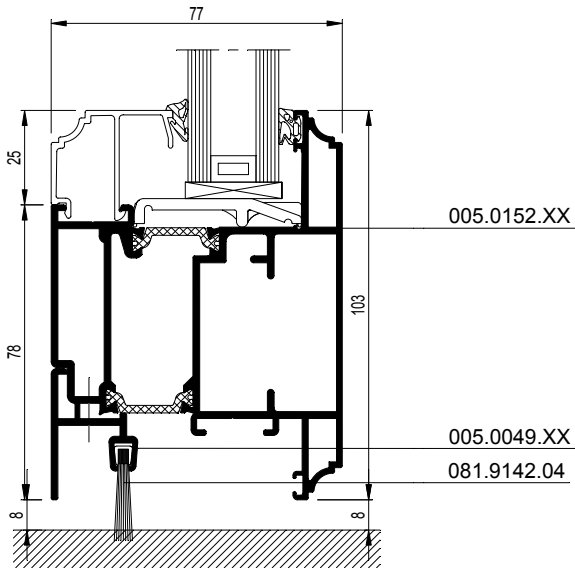
005.0152.XX

005.0125.XX



CS68-126001.dxf
 CS68-126001.dwg

127

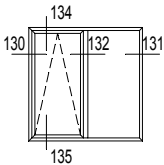


CS68-127001.dxf
 CS68-127001.dwg

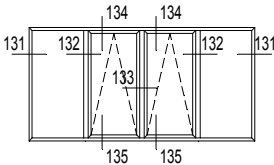


CS 68 Front (CS 68-Fr)

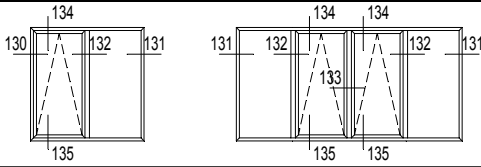
Sliding-tilt door



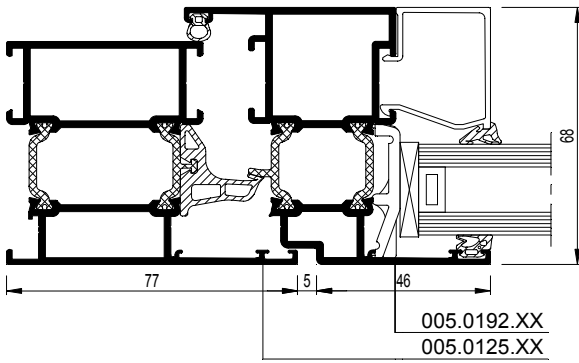
CS 68-Fr - 250
CS 68-Fr - 251



CS 68-Fr - 250
CS 68-Fr - 251

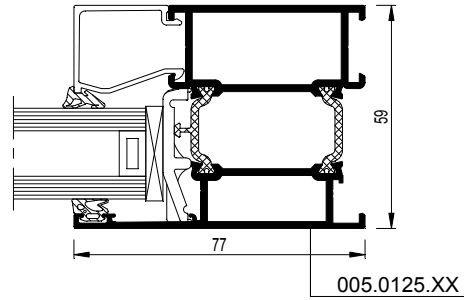


130 11



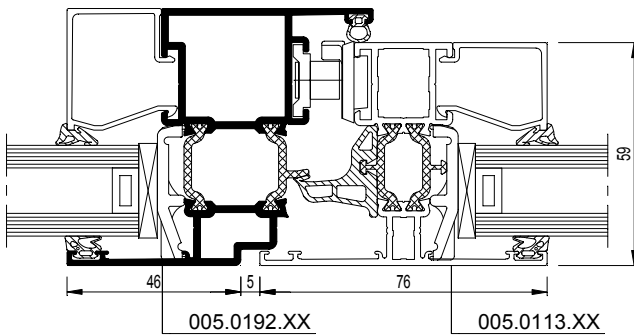
CS68-130001.dxf
 CS68-130001.dwg

131 1



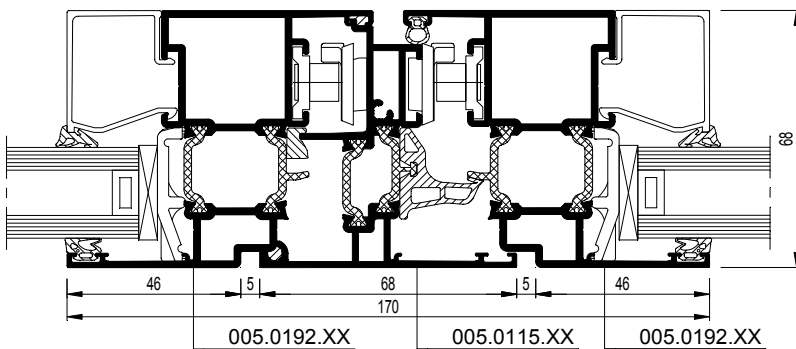
CS68-131001.dxf
 CS68-131001.dwg

132 21

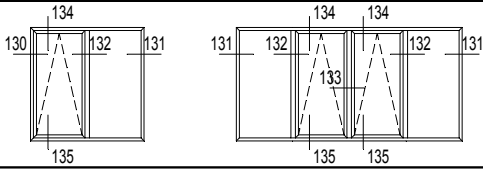


CS68-132001.dxf
 CS68-132001.dwg

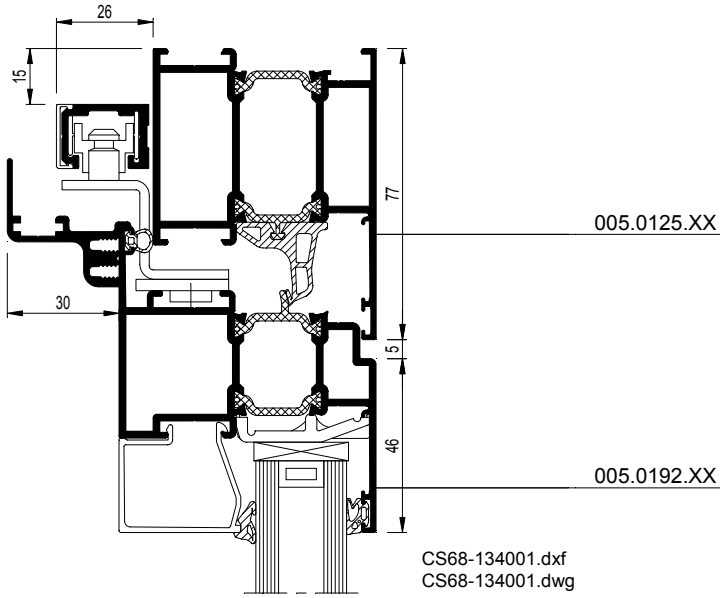
133 12



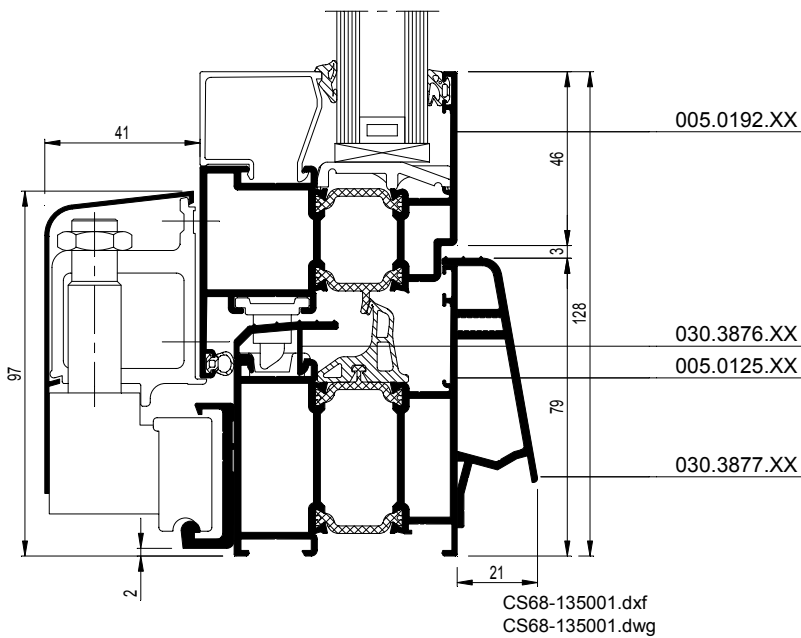
CS68-133001.dxf
 CS68-133001.dwg




134



135



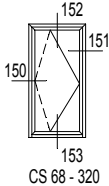


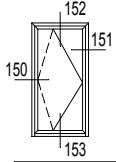


CS 68 Pivot Door (CS 68-PD)

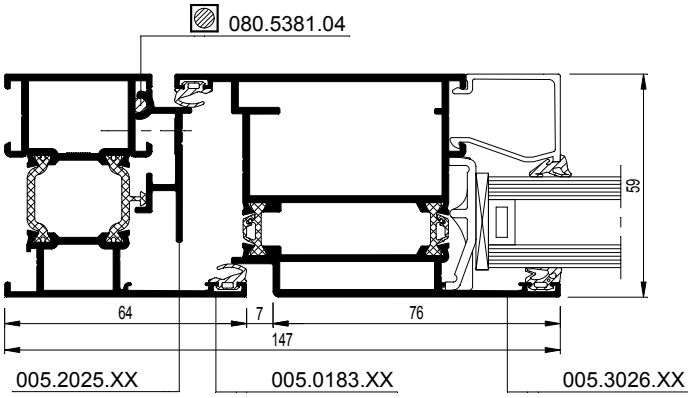
1 Doors

Pivot door



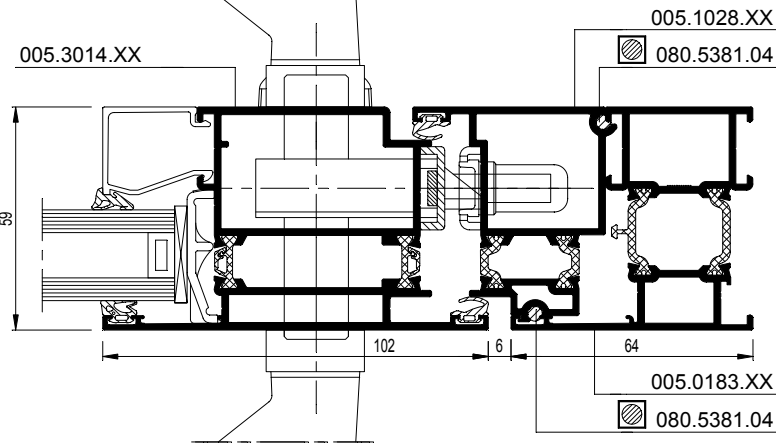


150



CS68-150001.dxf
 CS68-150001.dwg

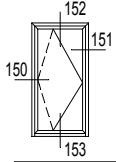
151



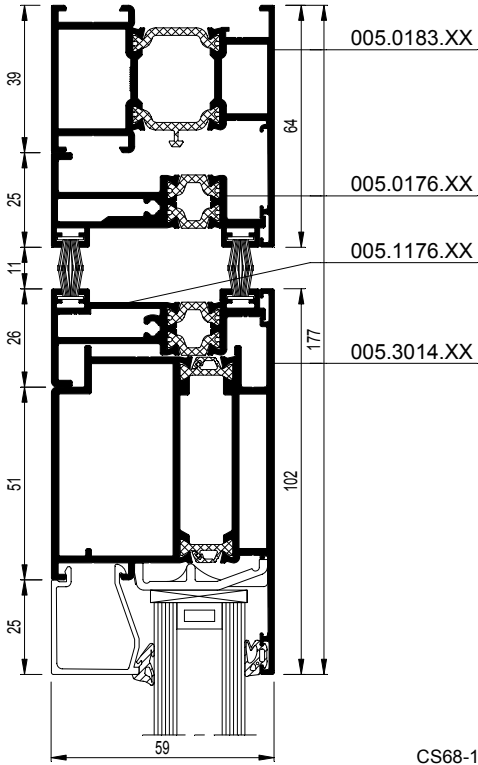
CS68-151001.dxf
 CS68-151001.dwg

CS 68-PD

Deuren - Pivoteur
 Portes - Porte pivotante
 Doors - Pivot door
 Türen - Schwingtür

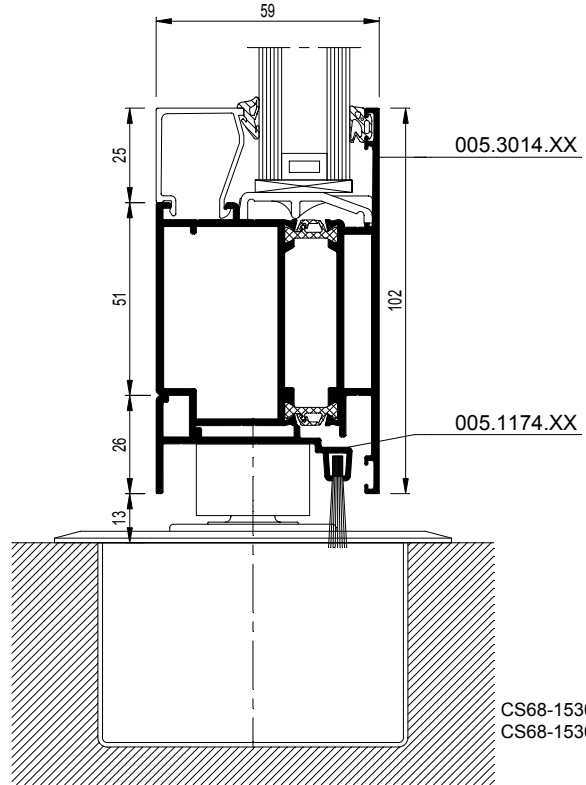


152




CS68-152001.dxf
 CS68-152001.dwg

153



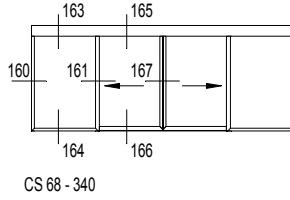
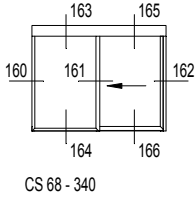
CS68-153001.dxf
 CS68-153001.dwg

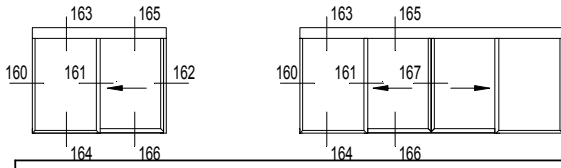




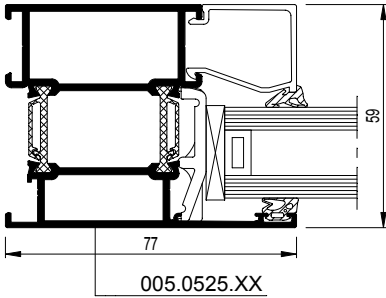
CS 68 Automatic Sliding Door (CS 68-AD)

Sliding doors



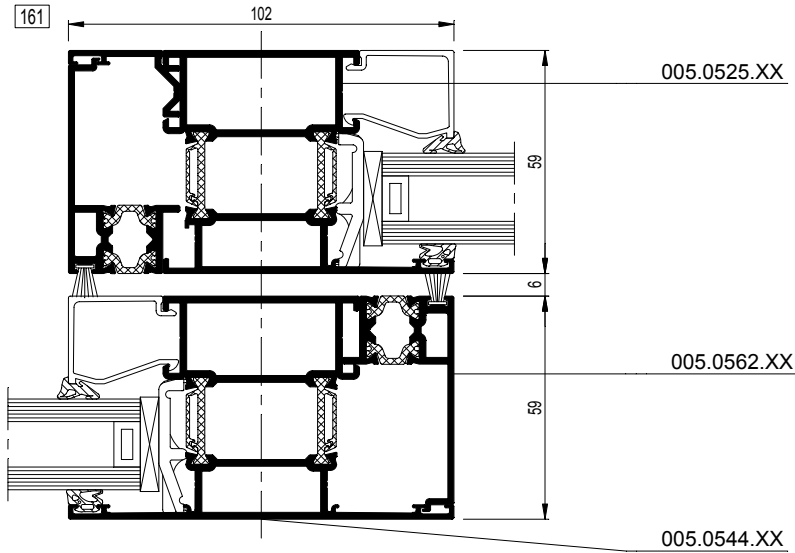


160



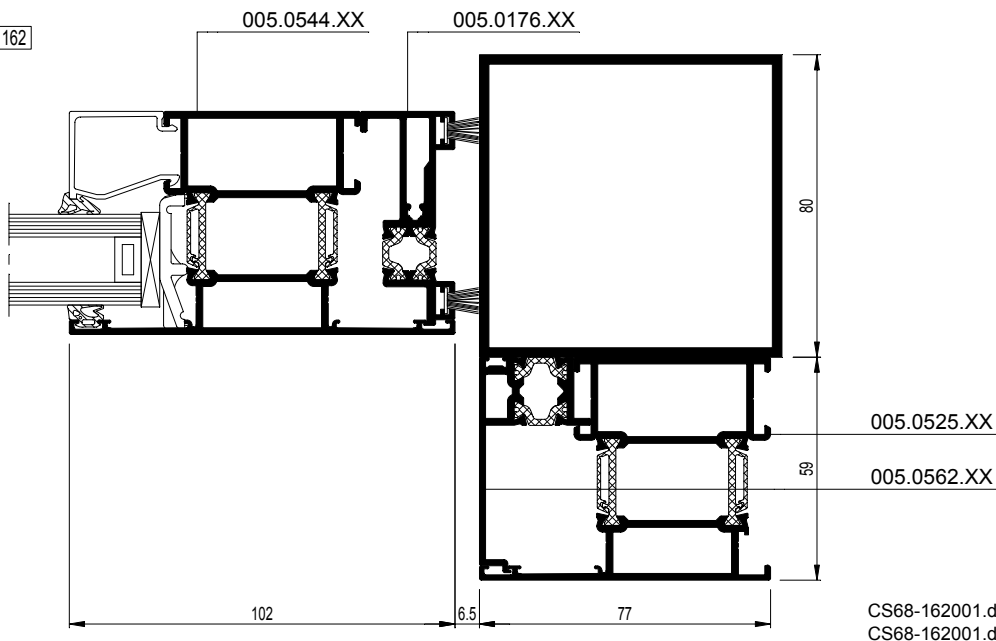
CS68-160001.dxf
 CS68-160001.dwg

161

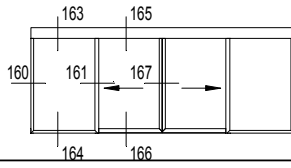
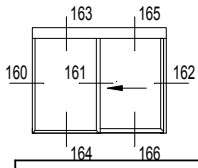


CS68-161001.dxf
 CS68-161001.dwg

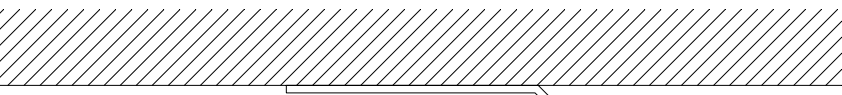
162



CS68-162001.dxf
 CS68-162001.dwg



163



Mechanisme voor automatische deur
 Mécanisme pour porte automatique
 Mechanism for automatic door
 Automat für Schiebetür

005.0535.XX

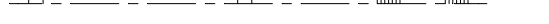
005.0155.XX

0M0.6005.00

280

CS68-163001.dxf
 CS68-163001.dwg

164

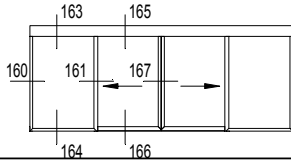
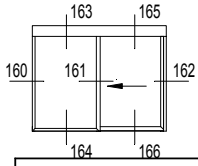


005.0544.XX

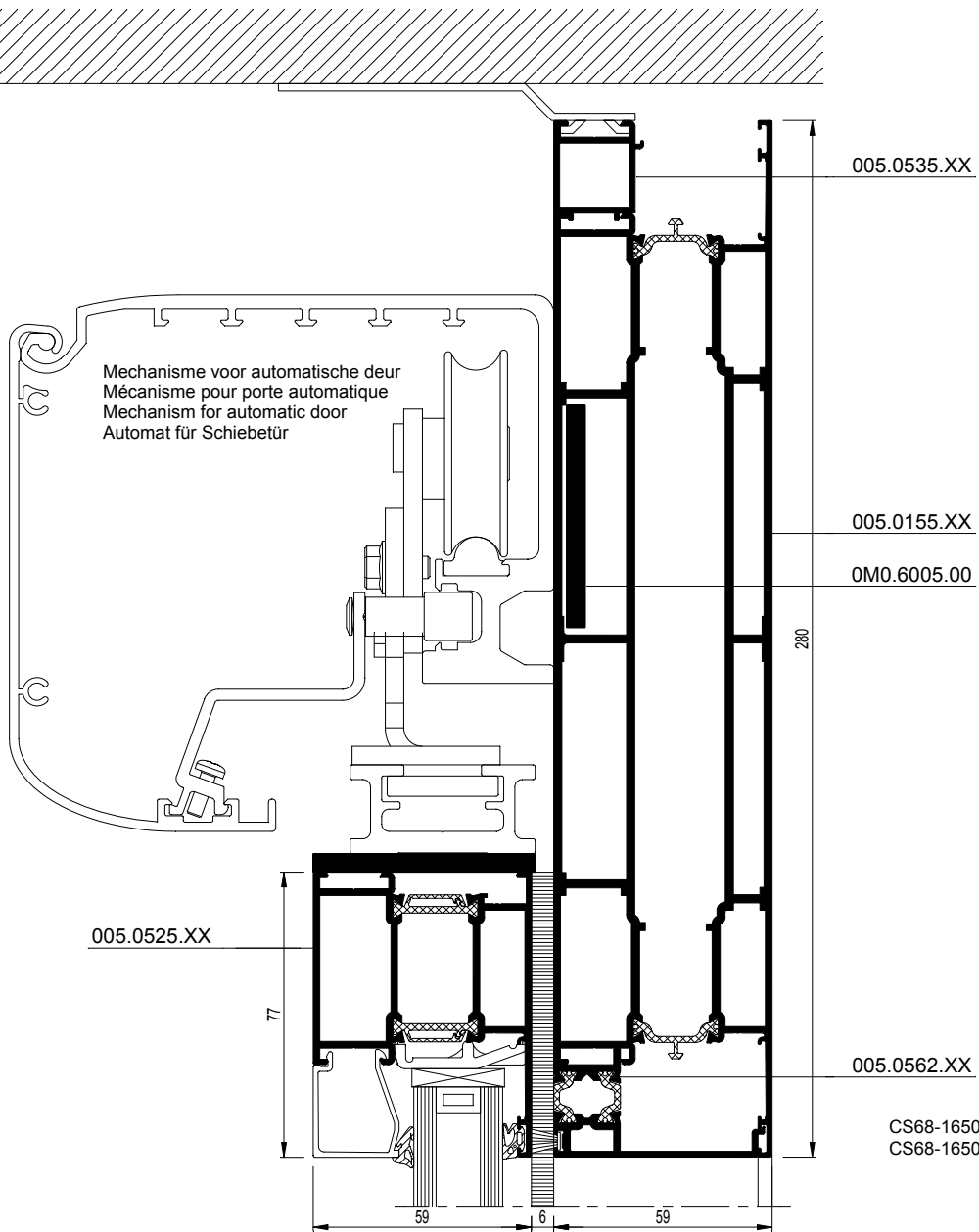
102

005.0535.XX

CS68-164001.dxf
 CS68-164001.dwg

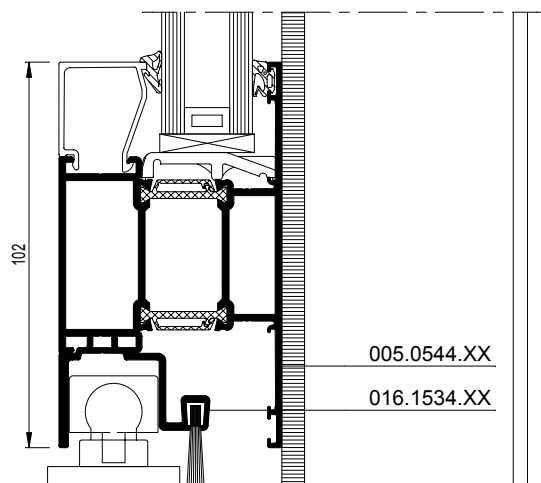


165

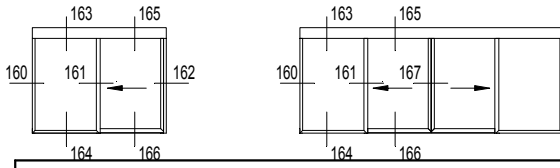


CS68-165001.dxf
 CS68-165001.dwg

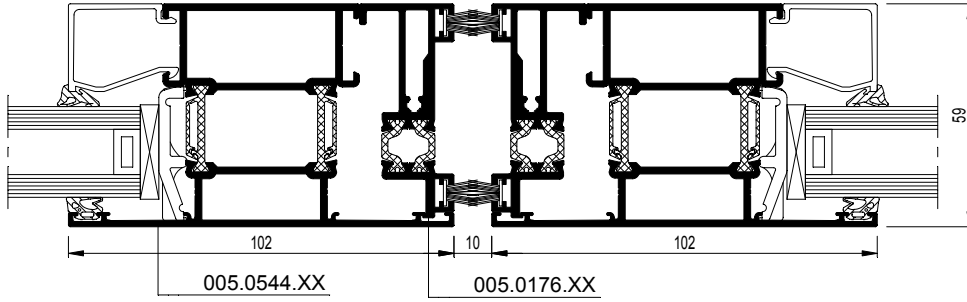
166




CS68-166001.dxf
 CS68-166001.dwg



167




CS68-167001.dxf
CS68-167001.dwg





CS 68 Anti-burglary Proof (CS 68-AP)

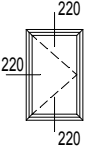
Overview test reports

 Tests carried out according to standard NEN 5096 + ENV 1627
NEN
CS 68 400

Opening elements

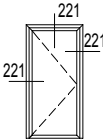


Windows



CS 68 - 414

Doors


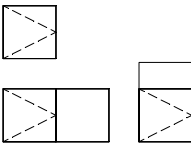
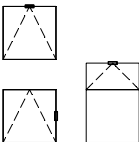
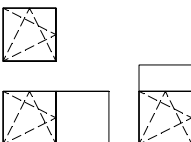
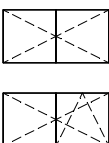


CS 68 - 414







WK II

RAMEN / FENETRES / WINDOWS / FENSTER





































TYPE OF ELEMENT	SYSTEM	STANDARD	REPORT NUMBER
	CS 68	ENV 1627 NEN 5096	KOMO Certificate 09.11.104.06 <u>Du</u>
	CS 68	ENV 1627 NEN 5096	KOMO Certificate 09.11.104.06 <u>Du</u>
	CS 68	ENV 1627 NEN 5096	KOMO Certificate 09.11.104.06 <u>Du</u>
	CS 68	ENV 1627 NEN 5096	KOMO Certificate 09.11.104.06 <u>Du</u>
	CS 68	ENV 1627 NEN 5096	KOMO Certificate 09.11.104.06 <u>Du</u>

WK II

RAAMDEUREN / PORTE-FENETRES / WINDOWS-DOORS / FENSTERTUEREN

TYPE OF ELEMENT	SYSTEM	STANDARD	REPORT NUMBER
	CS 68	ENV 1627 NEN 5096	KOMO Certificate 09.11.104.06 <u>Du</u>
	CS 68	ENV 1627 NEN 5096	KOMO Certificate 09.11.104.06 <u>Du</u>
	CS 68	ENV 1627 NEN 5096	KOMO Certificate 09.11.104.06 <u>Du</u>
	CS 68	ENV 1627 NEN 5096	KOMO Certificate 09.11.104.06 <u>Du</u>



ANTI-BURGLAR PROF.	ANTI-BURGLAR ACC.	SUPPLIER	MIN/MAX CERT. DIMENSION (*)	
			FBmin: 250MM FHmin: 150MM	FBmax: --- FHmax: ---
	 	Sobinco	FBmin: 450MM FHmin: 700MM	FBmax: 1600MM FHmax: 2200MM
		Siegenia	FBmin: 1200MM FHmin: 1280MM	FBmax: 1440MM FHmax: 1536MM
	 	Sobinco	FBmin: 700MM FHmin: 450MM	FBmax: 1800MM FHmax: 1200MM
	 	Siegenia	FBmin: 1200MM FHmin: 1280MM	FBmax: 1440MM FHmax: 1536MM
	 	Sobinco	FBmin: 500MM FHmin: 700MM	FBmax: 1600MM FHmax: 2200MM
		Siegenia	FBmin: 1200MM FHmin: 1280MM	FBmax: 1440MM FHmax: 1536MM
	 	Sobinco	FBmin: 450MM FHmin: 700MM	FBmax: 2578MM FHmax: 1489MM
	 	Sobinco Sobinco	FBmin: ---MM FHmin: ---MM	FBmax: 1030MM FHmax: 2600MM
		Fapim Sobinco		
	  	Sobinco Sobinco	FBmin: ---MM FHmin: ---MM	FBmax: 1250MM FHmax: 2700MM
		Fapim Sobinco		
	 	Sobinco Sobinco	FBmin: ---MM FHmin: ---MM	FBmax: 1030MM FHmax: 2600MM
		Fapim Sobinco		
	  	Sobinco Sobinco	FBmin: ---MM FHmin: ---MM	FBmax: 1250MM FHmax: 2700MM
		Fapim Sobinco		



WK II

DEUREN / PORTES / DOORS / TUEREN
 TYPE OF ELEMENT

SYSTEM

STANDARD

REPORT NUMBER



CS 68

ENV 1627
 NEN 5096

KOMO Certificate
 09.11.104.06
 Du



CS 68

ENV 1627
 NEN 5096

KOMO Certificate
 09.11.104.06
 Du



CS 68

ENV 1627
 NEN 5096

KOMO Certificate
 09.11.104.06
 Du






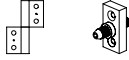


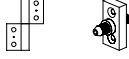


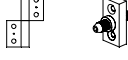


CS 68

ENV 1627
 NEN 5096

KOMO Certificate
 09.11.104.06
 Du



ANTI-BURGLAR PROF.	ANTI-BURGLAR ACC.	SUPPLIER	MIN/MAX CERT. DIMENSION (*)	
		Sobinco Sobinco	FBmin: ---MM FHmin: ---MM	FBmax: 1030MM FHmax: 2600MM
		Dr. Hahn		
		Sobinco Sobinco Sobinco	FBmin: ---MM FHmin: ---MM	FBmax: 1250MM FHmax: 2700MM
		Dr. Hahn Dr. Hahn		
		Sobinco Sobinco	FBmin: ---MM FHmin: ---MM	FBmax: 1030MM FHmax: 2600MM
		Dr. Hahn Dr. Hahn		
		Sobinco Sobinco Sobinco	FBmin: ---MM FHmin: ---MM	FBmax: 1250MM FHmax: 2700MM
		Dr. Hahn Dr. Hahn		

(*) Min/max afmetingen geldig voor beslag inbouw,
Min/max afmetingen in functie van het systeem

(*) Dimensions min./max. valables pour l'encastrement d'accessoires,
Dimensions min./max. en fonction du système

(*) Min- and max. sizes valid for building in of accessories,
Min- and max. sizes in function of the system

(*) Minimal- und maximalabmessungen für Einbau von Zubehörn,
Minimal- und Maximalabmessungen in funktion von System








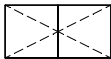
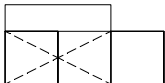
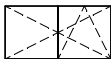
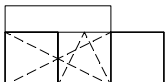
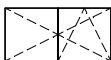



systeem catalogoog
catalogue système
system catalogue
system katalog



WK II

RAMEN / FENETRES / WINDOWS / FENSTER

TYPE OF ELEMENT	SYSTEM	STANDARD	REPORT NUMBER
	CS 68 CS 68-HV CS 68-Re CS 68-So	DIN V ENV 1627	IFT Rosenheim Prüfbericht Nr. 255 24 700 Rev.1
	CS 68 CS 68-HV CS 68-Re CS 68-So	DIN V ENV 1627	IFT Rosenheim Prüfbericht Nr. 255 24 700 Rev.1
			
	CS 68 (CS 77)	DIN V ENV 1627	PIV 23-7/04E 23-5/04
	CS 68 CS 68-HV CS 68-Re CS 68-So	DIN V ENV 1627	IFT Rosenheim Prüfbericht Nr. 255 24 700 Rev.1
			
	CS 68 (CS 77)	DIN V ENV 1627	PIV 23-7/04E 23-5/04
	CS 68 (CS 77)	ENV 1627	PIV 23-7/04E 23-5/04
			
	CS 68 (CS 77)	ENV 1627	PIV 23-7/04E 23-5/04
			
	CS 68 (CS 77)	ENV 1627	PIV 23-7/04E 23-5/04
			

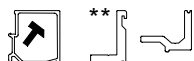


ANTI-BURGLAR PROF.

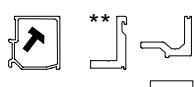
ANTI-BURGLAR ACC.

SUPPLIER

MIN/MAX CERT. DIMENSION (*)



Fbmin: 840MM Fbmax: 1320
Fhmin: 896MM Fhmax: 1408



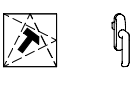
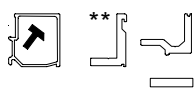
Siegenia

Fbmin: 840MM Fbmax: 1320MM
Fhmin: 896MM Fhmax: 1408MM



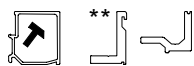
Sobinco Chrono

Fbmin: 800MM Fbmax: 2400MM
Fhmin: 500MM Fhmax: 1400MM



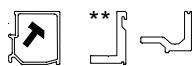
Siegenia

Fbmin: 840MM Fbmax: 1320MM
Fhmin: 896MM Fhmax: 1408MM



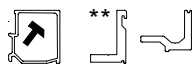
Sobinco Chrono

Fbmin: 800MM Fbmax: 2400MM
Fhmin: 500MM Fhmax: 1400MM



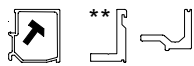
Sobinco Chrono

Fbmin: 800MM Fbmax: 2400MM
Fhmin: 500MM Fhmax: 1400MM



Sobinco Chrono

Fbmin: 800MM Fbmax: 2400MM
Fhmin: 500MM Fhmax: 1400MM



Sobinco Chrono


Fbmin: 800MM Fbmax: 2400MM
Fhmin: 500MM Fhmax: 1400MM

** enkel siliconenbeglazing
seulement vitrage silicone
only silicone glazing
nur Silikonverglasung



WK II

RAMEN / FENETRES / WINDOWS / FENSTER

TYPE OF ELEMENT	SYSTEM	STANDARD	REPORT NUMBER
	CS 68	DIN V ENV 1627	IFT Rosenheim Prüfbericht Nr. 255 24 701 Rev.1
	CS 68	DIN V ENV 1627	IFT Rosenheim Prüfbericht Nr. 255 24 701 Rev.1



CS 68

DIN V ENV 1627

IFT Rosenheim Prüfbericht
Nr. 255 24 701 Rev.1



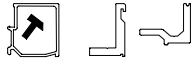
CS 68

DIN V ENV 1627

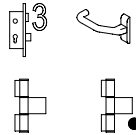
IFT Rosenheim Prüfbericht
Nr. 255 24 701 Rev.1



ANTI-BURGLAR PROF.



ANTI-BURGLAR ACC.



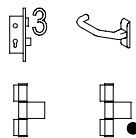
SUPPLIER

Sobinco Sobinco

Dr. Hahn

MIN/MAX CERT. DIMENSION (*)

Fbmin: 700MM Fbmax: 1100MM
 Fhmin: 1470MM Fhmax: 2310MM



Sobinco Sobinco

Dr. Hahn

Fbmin: 700MM Fbmax: 1100MM
 Fhmin: 1470MM Fhmax: 2310MM

(*) Min/max afmetingen geldig voor beslag inbouw,
 Min/max afmetingen in functie van het systeem

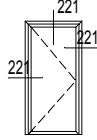
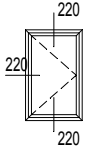
(*) Dimensions min./max. valables pour l'encastrement d'accessoires,
 Dimensions min./max. en fonction du système

(*) Min- and max. sizes valid for building in of accessories,
 Min- and max. sizes in function of the system

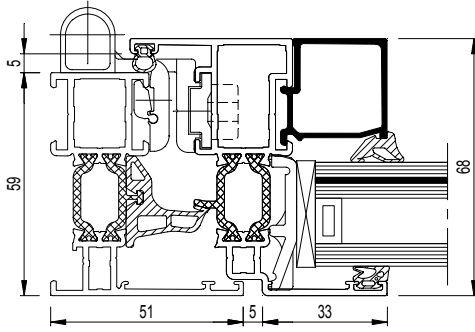
(*) Minimal- und maximalabmessungen für Einbau von Zubehör,
 Minimal- und Maximalabmessungen in funktion von System



system catalog
 catalogue système
 system catalogue
 system katalog

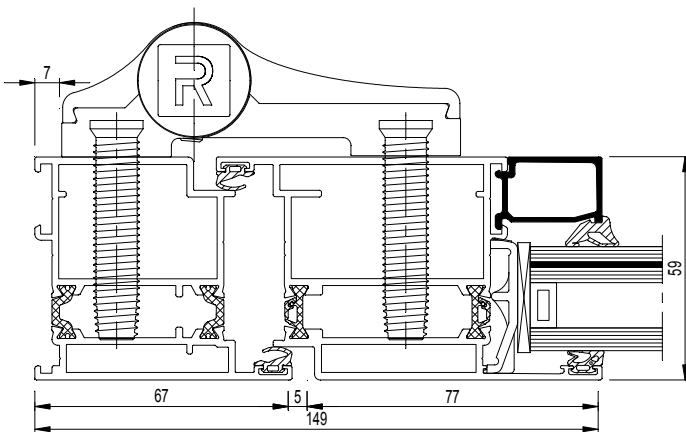


220

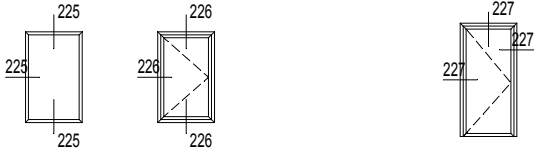


CS68-220001.dxf
CS68-220001.dwg

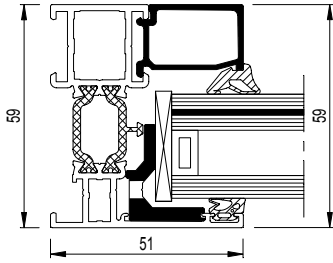
221



CS68-221001.dxf
CS68-221001.dwg

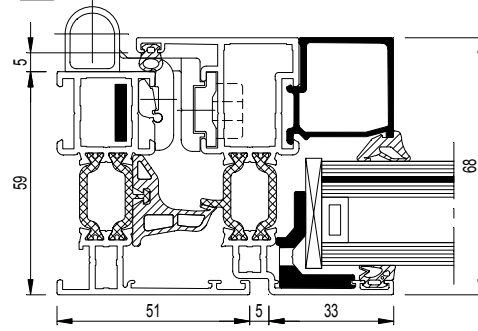


225



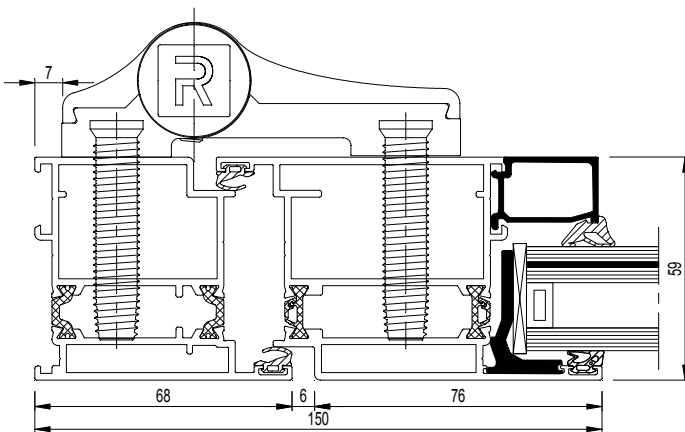
CS68-225001.dxf
 CS68-225001.dwg

226



CS68-226001.dxf
 CS68-226001.dwg

227



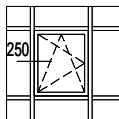
CS68-227001.dxf
 CS68-227001.dwg



Connections with other systems

CW 50 - CS 68
CW 50 - CS 68-HV
CP 130
CP 130-LS
CP 155
CR 120

CS 68 - CN002
CS 68 - CN002
CS 68 - CN004
CS 68 - CN004
CS 68 - CN005
CS 68 - CN006



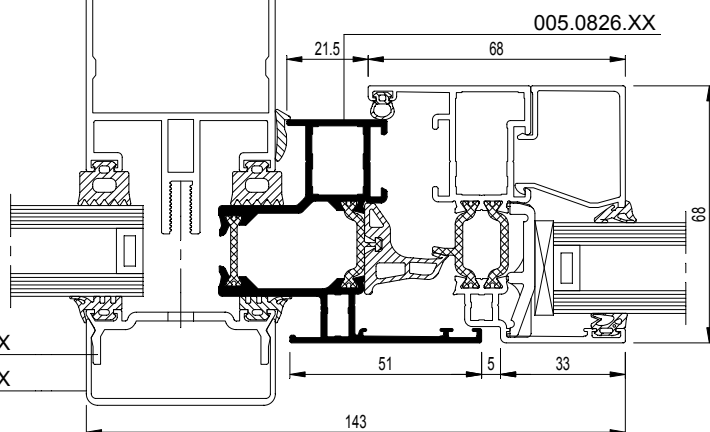
CW 50 - CS 68

250

034.1501.XX

034.2534.XX

034.0538.XX



CS68-250001.dxf
 CS68-250001.dwg

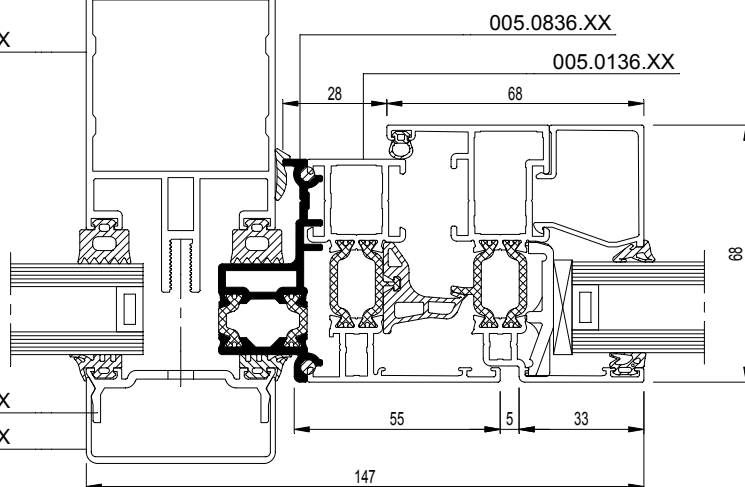
CW 50 - CS 68

250

034.1501.XX

034.2534.XX

034.0538.XX



CS68-250004.dxf
 CS68-250004.dwg

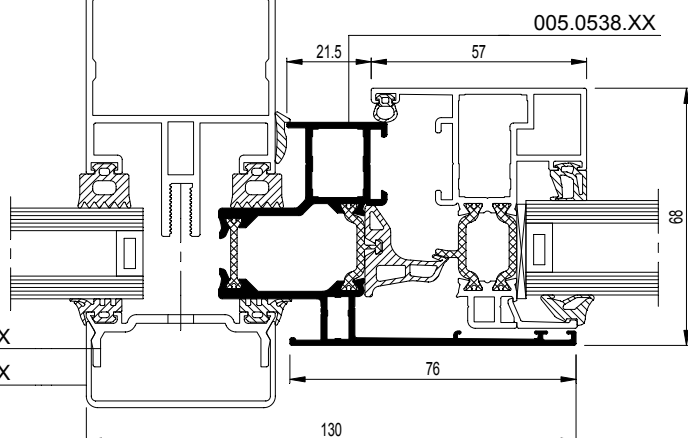
CW 50 - CS 68 HV

250

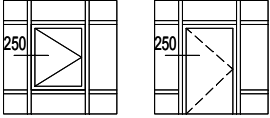
034.1501.XX

034.2534.XX

034.0538.XX



CS68-250002.dxf
 CS68-250002.dwg



CW 50 - CS 68

250

034.1501.XX

005.1426.XX

51 42

58

034.2534.XX

034.0538.XX

17 76 147

CS68-250003.dxf
 CS68-250003.dwg

CW 50 - CS 68

250

034.1501.XX

005.0836.XX

58

034.2534.XX

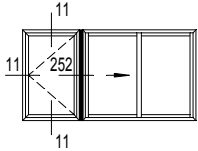
034.0538.XX

005.1898.XX

005.3026.XX

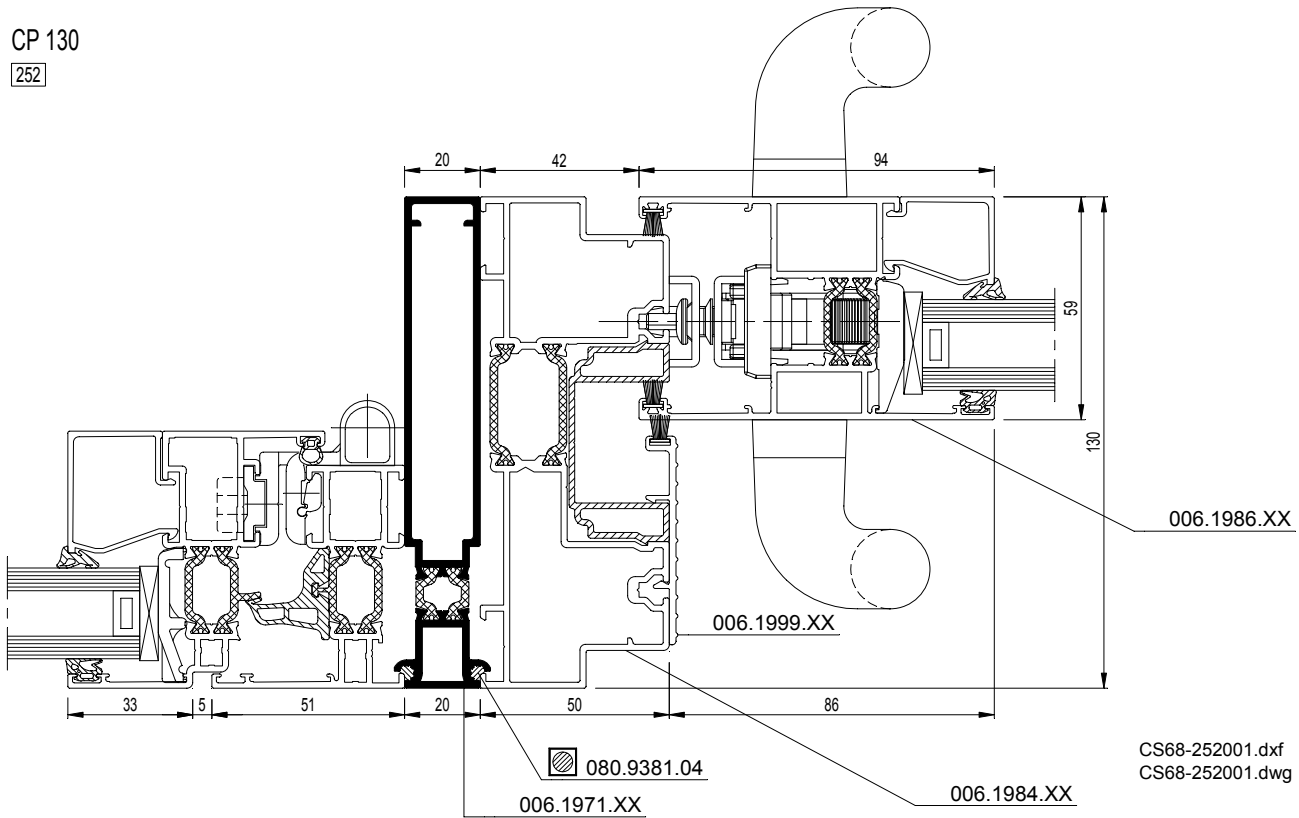
72 6 76 208

CS68-250005.dxf
 CS68-250005.dwg



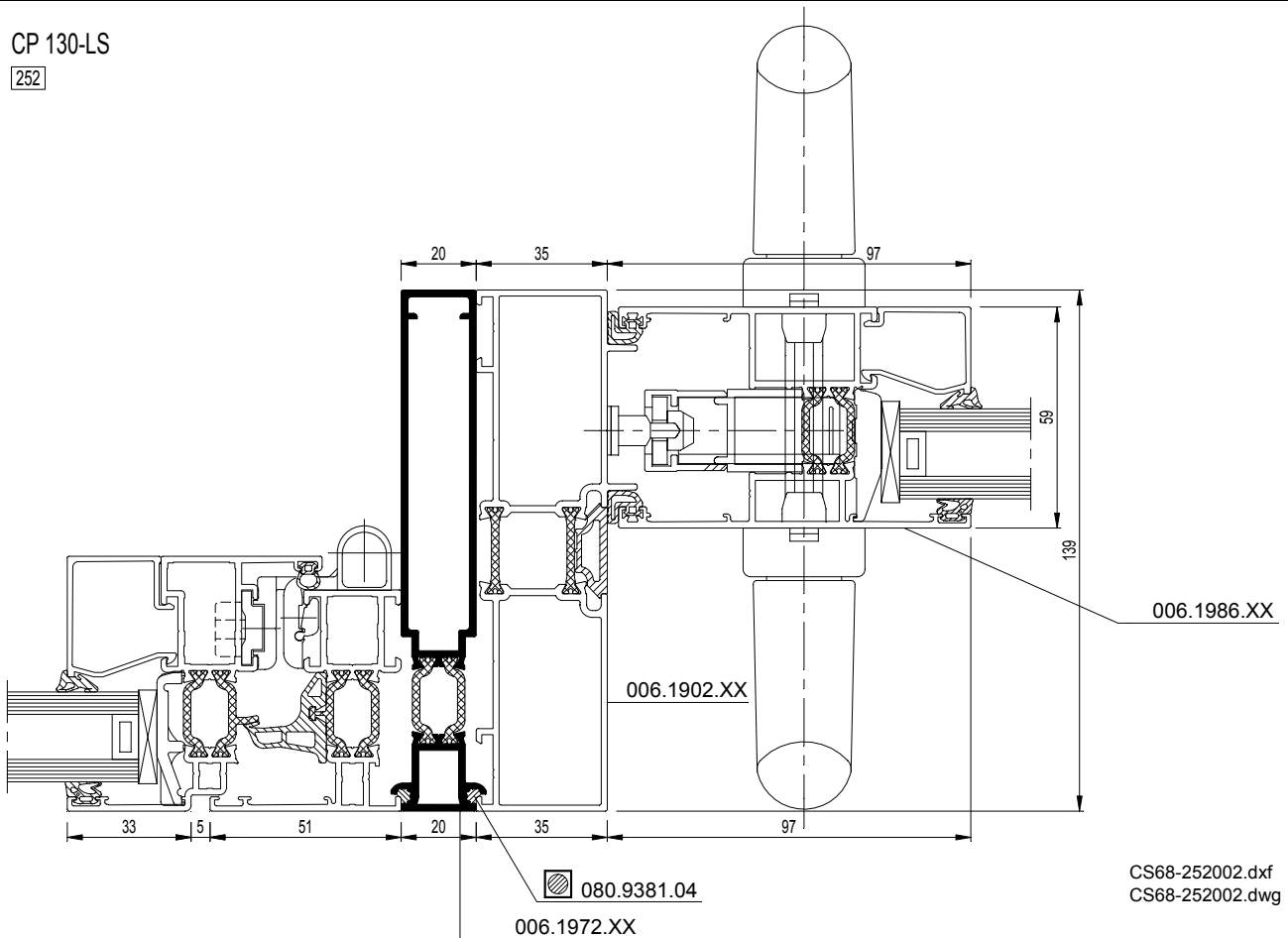
CP 130

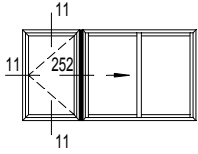
252



CP 130-LS

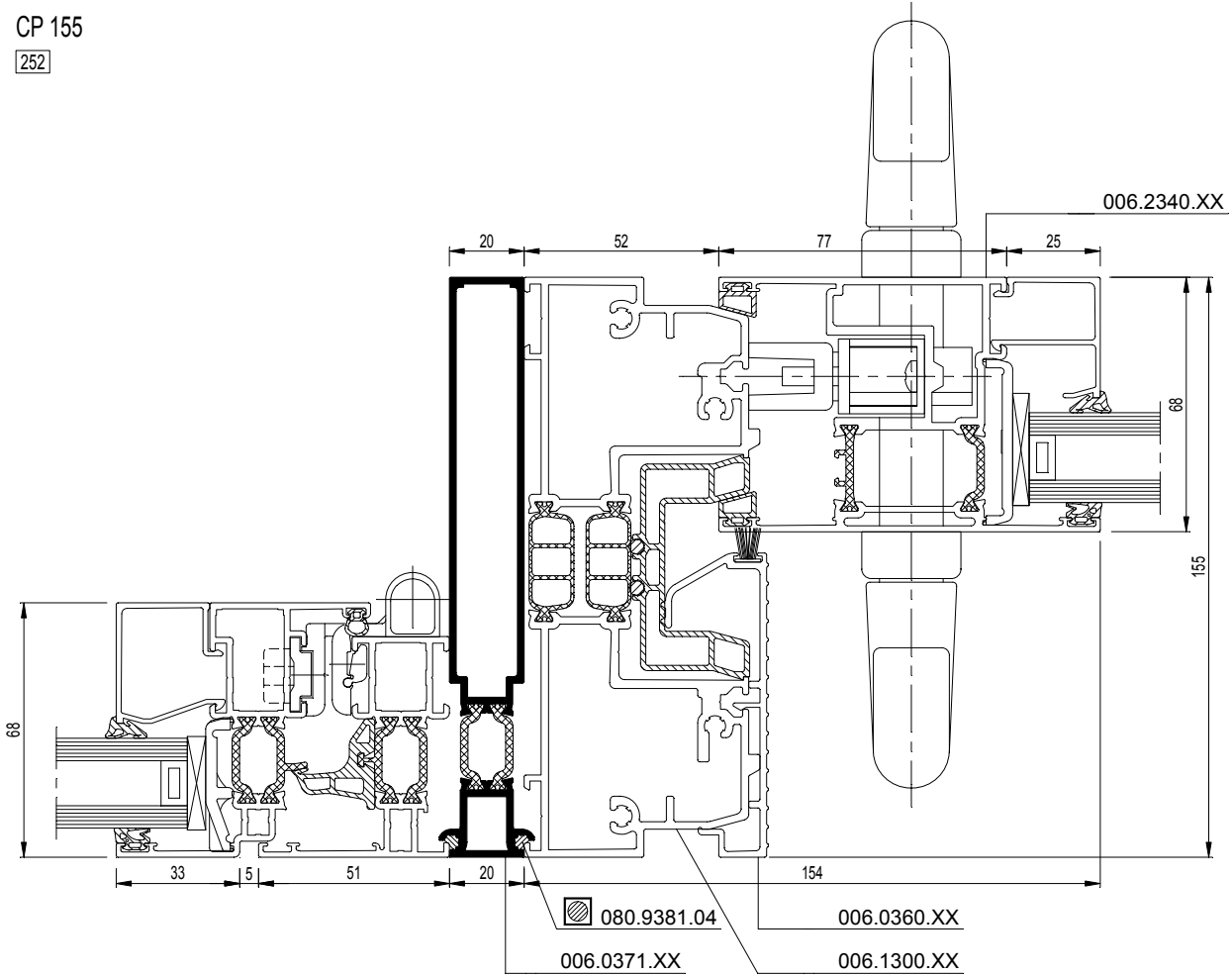
252



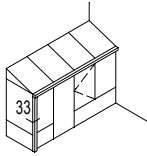
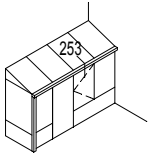


CP 155

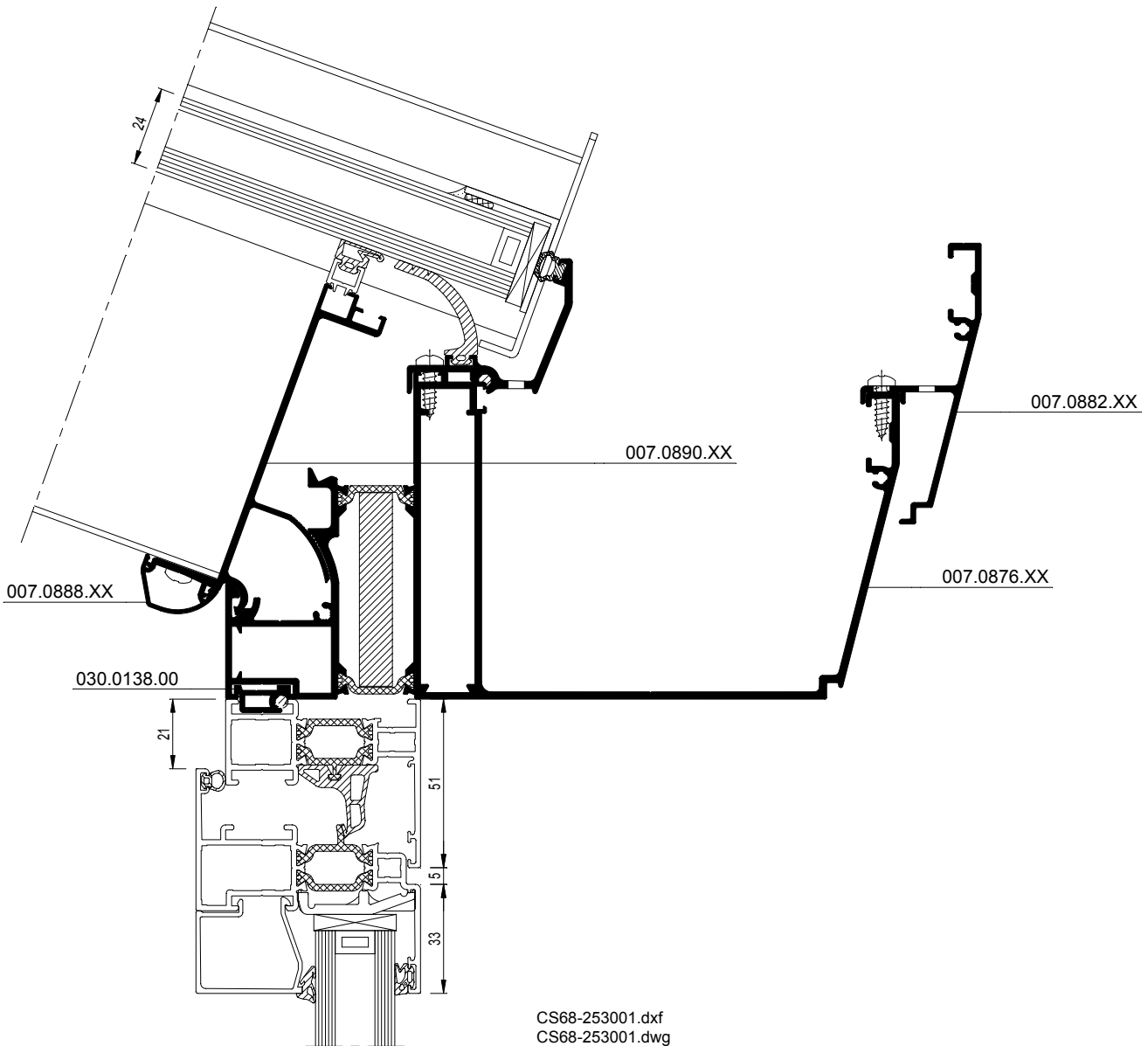
252



CS68-252004.dxf
CS68-252004.dwg



253



CS68-253001.dxf
CS68-253001.dwg